

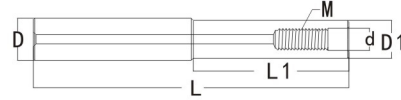


ASP CARBIDE SCREW-ON HOLDER

Standard



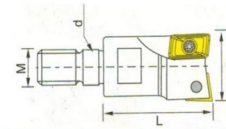
Customized



Unit: mm

Specification	D	D1	d	M	L
ASP-08-100-M4	8	8	4.5	M4	100
ASP-10-100-M5	10	10	5.5	M5	100
ASP-10-150-M5	10	10	5.5	M5	150
ASP-10-100-M6	10	10	6.5	M6	100
ASP-10-150-M6	10	10	6.5	M6	150
ASP-11-100-M6	11	11	6.5	M6	100
ASP-11-150-M6	11	11	6.5	M6	150
ASP-12-100-M6	12	12	6.5	M6	100
ASP-12-150-M6	12	12	6.5	M6	150
ASP-12-200-M6	12	12	6.5	M6	200
ASP-14-150-M8	14	14	8.5	M8	150
ASP-15-100-M8	15	15	8.5	M8	100
ASP-15-150-M8	15	15	8.5	M8	150
ASP-15-200-M8	15	15	8.5	M8	200
ASP-15.6-150-M8	15.6	15.6	8.5	M8	150
ASP-15.6-200-M8	15.6	15.6	8.5	M8	200
ASP-15.6-250-M8	15.6	15.6	8.5	M8	250
ASP-16-100-M8	16	16	8.5	M8	100
ASP-16-150-M8	16	16	8.5	M8	150
ASP-16-200-M8	16	16	8.5	M8	200
ASP-16-250-M8	16	16	8.5	M8	250
ASP-16-300-M8	16	16	8.5	M8	300
ASP-16-350-M8	16	16	8.5	M8	350
ASP-19-150-M10	19	19	10.5	M10	150
ASP-19-200-M10	19	19	10.5	M10	200
ASP-19-250-M10	19	19	10.5	M10	250
ASP-20-100-M10	20	20	10.5	M10	100
ASP-20-150-M10	20	20	10.5	M10	150
ASP-20-200-M10	20	20	10.5	M10	200
ASP-20-250-M10	20	20	10.5	M10	250
ASP-20-300-M10	20	20	10.5	M10	300
ASP-20-350-M10	20	20	10.5	M10	350
ASP-24-150-M12	24	24	12.5	M12	150
ASP-24-200-M12	24	24	12.5	M12	200
ASP-24-250-M12	24	24	12.5	M12	250
ASP-24-300-M12	24	24	12.5	M12	300
ASP-25-150-M12	25	25	12.5	M12	150
ASP-25-200-M12	25	25	12.5	M12	200
ASP-25-250-M12	25	25	12.5	M12	250
ASP-25-300-M12	25	25	12.5	M12	300
ASP-25-350-M12	25	25	12.5	M12	350
ASP-32-150-M16	32	32	17	M16	150
ASP-32-200-M16	32	32	17	M16	200
ASP-32-250-M16	32	32	17	M16	250
ASP-32-300-M16	32	32	17	M16	300
ASP-32-350-M16	32	32	17	M16	350
ASP-32-400-M16	32	32	17	M16	400
ASP-32-450-M16	32	32	17	M16	450

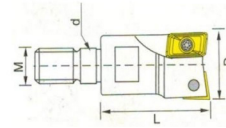
BAP SCREW-ON INDEXABLE MILLING CUTTER



型号 Specification	刃数 Teeth	Demension				刀片 Insert	压板 Clamp	螺丝 Screw	扳手 Wrench
		D	d	L	M				
BAP3-10-1T-M5	1	10	5.5	20	M5	AP**1135	--	M2.5X6	T8
BAP3-11-1T-M5	1	11	5.5	20	M5				
BAP3-12-1T-M6	1	12	6.5	20	M6				
BAP3-13-1T-M6	1	13	6.5	20	M6				
BAP3-16-2T-M8	2	16	8.5	25	M8				
BAP3-17-2T-M8	2	17	8.5	25	M8				
BAP3-20-2T-M10	2	20	10.5	30	M10				
BAP3-21-2T-M10	2	21	10.5	30	M10				
BAP3-25-3T-M12	3	25	12.5	35	M12				
BAP3-26-3T-M12	3	26	12.5	35	M12				
BAP4-25-2T-M12	2	25	12.5	35	M12	AP**1604	--	M4X9	T15
BAP4-26-2T-M12	2	26	12.5	35	M12				
BAP4-30-2T-M12	2	30	12.5	35	M12				
BAP4-32-2T-M16	2	32	17	40	M16				
BAP4-35-3T-M16	3	35	17	40	M16				
BAP4-40-3T-M16	3	40	17	40	M16				

For Mitsubishi Insert

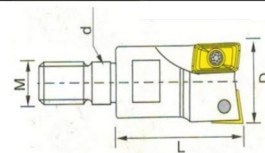
R390 SCREW-ON INDEXABLE MILLING CUTTER



型号 Specification	刃数 Teeth	Demension				刀片 Insert	压板 Clamp	螺丝 Screw	扳手 Wrench
		D	d	L	M				
R39011-16-2T-M8	2	16	8.5	25	M8	R390-11T3	--	M2.5*6	T8
R39011-17-2T-M8	2	17	8.5	25	M8				
R39011-20-2T-M10	2	20	10.5	30	M10				
R39011-21-2T-M10	2	21	10.5	30	M10				
R39011-25-2T-M12	2	25	12.5	35	M12				
R39011-26-2T-M12	2	26	12.5	35	M12				
R39011-25-3T-M12	3	25	12.5	35	M12				
R39011-26-3T-M12	3	26	12.5	35	M12				
R39011-32-4T-M16	4	32	17	40	M16				
R39011-33-4T-M16	4	33	17	40	M16				
R39011-35-4T-M16	4	35	17	40	M16				

For Sandvik Insert

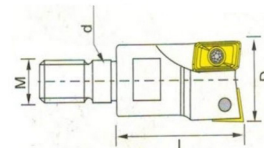
AP SCREW-ON INDEXABLE MILLING CUTTER



型号 Specification	刃数 Teeth	Demension				刀片 Insert	压板 Clamp	螺丝 Screw	扳手 Wrench
		D	d	L	M				
AP1035-16-2T-M8	2	16	8.5	25	M8	AP**1035	--	M2.5*6	T8
AP1035-17-2T-M8	2	17	8.5	25	M8				
AP1035-20-2T-M10	2	20	10.5	30	M10				
AP1035-21-2T-M10	2	21	10.5	30	M10				
AP1035-25-3T-M12	3	25	12.5	35	M12				
AP1035-26-3T-M12	3	26	12.5	35	M12				

For Sumitomo Insert

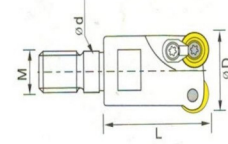
MP SCREW-ON INDEXABLE MILLING CUTTER



型号 Specification	刃数 Teeth	Demension				刀片 Insert	压板 Clamp	螺丝 Screw	扳手 Wrench
		D	d	L	M				
MP0603-16-2T-M8	2	16	8.5	25	M8	MP**0603	--	M2.5*6	T8
MP0603-17-2T-M8	2	17	8.5	25	M8				
MP0603-20-2T-M10	2	20	10.5	30	M10				
MP0603-21-2T-M10	2	21	10.5	30	M10				
MP0603-25-3T-M10	3	25	12.5	35	M12				
MP0603-26-3T-M10	3	26	12.5	35	M12				

For Hitach Insert

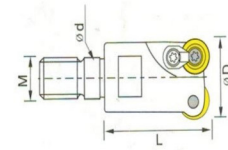
EMRM SCREW-ON INDEXABLE MILLING CUTTER



型号 Specification	刃数 Teeth	Dimension				刀片 Insert	压板 Clamp	螺丝 Screw	扳手 Wrench
		D	d	L	M				
EMRM-4R16-2T-M8	2	16	8.5	25	M8	RP**0802	4R	M3X7	T8
EMRM-4R17-2T-M8	2	17	8.5	25	M8				
EMRM-4R20-2T-M10	2	20	10.5	30	M10				
EMRM-4R21-2T-M10	2	21	10.5	30	M10				
EMRM-5R20-2T-M10	2	20	10.5	30	M10	RP**1003	5R	M4X9	T15
EMRM-5R21-2T-M10	2	21	10.5	35	M12				
EMRM-5R25-2T-M12	2	25	12.5	35	M12				
EMRM-5R26-2T-M12	2	26	12.5	35	M12				
EMRM-5R30-2T-M12	2	30	12.5	35	M12	RP**1204	6R	M4X10	T15
EMRM-5R32-3T-M16	3	32	17	40	M16				
EMRM-5R35-3T-M16	3	35	17	40	M16				
EMRM-5R40-4T-M16	4	40	17	40	M16				
EMRM-6R35-3T-M16	3	35	17	40	M16				
EMRM-6R40-3T-M16	3	40	17	40	M16				

For Mitsubishi Insert

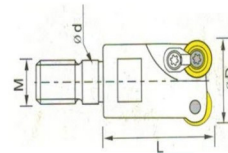
EMRM SCREW-ON INDEXABLE MILLING CUTTER



型号 Specification	刃数 Teeth	Dimension				刀片 Insert	压板 Clamp	螺丝 Screw	扳手 Wrench
		d	L	M					
TRSM-4R16-2T-M8	2	16	8.5	25	M8	RD**0802	4R	M2.5X6	T8
TRSM-4R17-2T-M8	2	17	8.5	25	M8				
TRSM-4R20-2T-M10	2	20	10.5	30	M10				
TRSM-4R21-2T-M10	2	21	10.5	30	M10				
TRSM-5R20-2T-M10	2	20	10.5	30	M10	RD**10T3	5R	M4X9	T15
TRSM-5R21-2T-M10	2	21	10.5	30	M10				
TRSM-5R25-2T-M12	2	25	12.5	35	M12				
TRSM-5R26-2T-M12	2	26	12.5	35	M12				
TRSM-5R30-2T-M12	2	30	12.5	35	M12				
TRSM-5R32-3T-M16	3	32	17	40	M16				
TRSM-5R35-3T-M16	3	35	17	40	M16				
TRSM-5R40-4T-M16	4	40	17	40	M16				

For Hitachi Insert

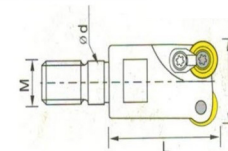
EMRM SCREW-ON INDEXABLE MILLING CUTTER



型号 Specification	刃数 Teeth	Dimension				刀片 Insert	压板 Clamp	螺丝 Screw	扳手 Wrench
		D	d	L	M				
RD0702-16-2T-M8	2	16	8.5	25	M8	RD**0702	--	M2.5X6	T8
RD0702-17-2T-M8	2	17	8.5	25	M8				
RD0702-20-3T-M10	3	20	10.5	30	M10				
RD0702-21-3T-M10	3	21	10.5	30	M10				
RD0702-25-4T-M12	4	25	12.5	35	M12	RD**1003	--	M3.5*9	T15
RD0702-26-4T-M12	4	26	12.5	35	M12				
RD1003-20-2T-M10	2	20	10.5	30	M10				
RD1003-21-2T-M10	2	21	10.5	30	M10				
RD1003-25-2T-M12	2	25	12.5	35	M12				
RD1003-26-2T-M12	2	26	12.5	35	M12				

For Dijet Insert

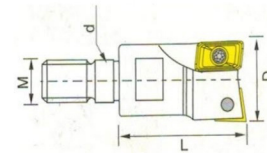
EMRM SCREW-ON INDEXABLE MILLING CUTTER



型号 Specification	刃数 Teeth	Dimension				刀片 Insert	压板 Clamp	螺丝 Screw	扳手 Wrench
		D	d	L	M				
RC10T3-25-2T-M12	2	25	12.5	35	M12	RC**10T3	--	M3.5*9	T15
RC10T3-26-2T-M12	2	26	12.5	35	M12				
RC1204-32-2T-M12	2	32	12.5	35	M12	RC**1204		M3.5*10	
RC1204-35-3T-M16	3	35	17	40	M16				

For Sandvik Insert

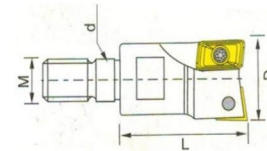
EP SCREW-ON INDEXABLE MILLING CUTTER



型号	刃数	Dimension				刀片	压板	螺丝	扳手
Specification	Teeth	D	d	L	M	Insert	Clamp	Screw	Wrench
EP0603-16-2T-M8	2	16	8.5	25	M8	EP**0603	--	M2.5*6	T8
EP0603-17-2T-M8	2	17	8.5	25	M8				
EP0603-20-2T-M10	2	20	10.5	30	M10				
EP0603-21-2T-M10	2	21	10.5	30	M10				
EP0603-25-3T-M10	3	25	12.5	35	M12				
EP0603-26-3T-M10	3	26	12.5	35	M12				

For Hitachi Insert

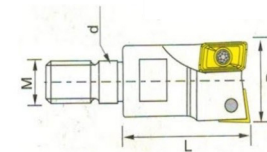
JD SCREW-ON INDEXABLE MILLING CUTTER



型号	刃数	Dimension				刀片	压板	螺丝	扳手
Specification	Teeth	D	d	L	M	Insert	Clamp	Screw	Wrench
JD1003-16-2T-M8	2	16	8.5	25	M8	JD**1003	--	M2.5*6	T8
JD1003-17-2T-M8	2	17	8.5	25	M8				
JD1003-20-2T-M10	2	20	10.5	30	M10				
JD1003-21-2T-M10	2	21	10.5	30	M10				
JD1003-25-3T-M12	3	25	12.5	35	M12				
JD1003-26-3T-M12	3	26	12.5	35	M12				
JD1505-25-2T-M12	2	25	12.5	35	M12	JD**1505	--	M4*9	T15
JD1505-26-2T-M12	2	26	12.5	35	M12				

For Hitachi Insert

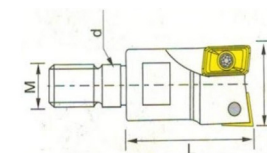
AX0602 SCREW-ON INDEXABLE MILLING CUTTER



型号	刃数	Dimension				刀片	压板	螺丝	扳手
Specification	Teeth	D	d	L	M	Insert	Clamp	Screw	Wrench
AX0602-8-1T-M4	1	8	4.5	15	M4	AX**0602	--	M1.8*4	T6
AX0602-9-1T-M4	1	9	4.5	15	M4				
AX0602-10-2T-M5	2	10	5.5	20	M5				
AX0602-11-2T-M5	2	11	5.5	20	M5				
AX0602-12-2T-M6	2	12	6.5	20	M6				
AX0602-13-2T-M6	2	13	6.5	20	M6				

For Taegutec Insert

AX09T3 SCREW-ON INDEXABLE MILLING CUTTER

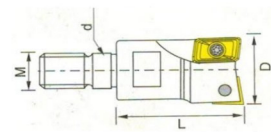


型号	刃数	Dimension				刀片	压板	螺丝	扳手
Specification	Teeth	D	d	L	M	Insert	Clamp	Screw	Wrench
AP09T3-16-2T-M8	2	16	8.5	25	M8	AP**09T3	--	M2.5*6	T8
AP09T3-17-2T-M8	2	17	8.5	25	M8				
AP09T3-20-2T-M10	2	20	10.5	30	M10				
AP09T3-21-2T-M10	2	21	10.5	30	M10				
AP09T3-20-3T-M10	3	20	10.5	30	M10				
AP09T3-21-3T-M10	3	21	10.5	30	M10				
AP09T3-25-3T-M12	3	25	12.5	35	M12				
AP09T3-26-3T-M12	3	26	12.5	35	M12				
AP1705-25-2T-M12	2	25	12.5	35	M12	AP**1705	--	M4*9	T15
AP1705-26-2T-M12	2	26	12.5	35	M12				

For Taegutec Insert

JD SCREW-ON

INDEXABLE MILLING CUTTER

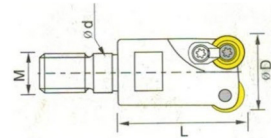


型号	刃数	Dimension				刀片	压板	螺丝	扳手
Specification	Teeth	D	d	L	M	Insert	Clamp	Screw	Wrench
JD0702-8-1T-M4	1	8	4.5	15	M4	JD**0702	--	M1.8*4	T6
JD0702-9-1T-M4	1	9	4.5	15	M4				
JD0702-10-2T-M5	2	10	5.5	20	M5				
JD0702-11-2T-M5	2	11	5.5	20	M5				
JD0702-12-2T-M6	2	12	6.5	20	M6				
JD0702-13-2T-M6	2	13	6.5	20	M6				

For Hitachi Insert

RD SCREW-ON

INDEXABLE MILLING CUTTER

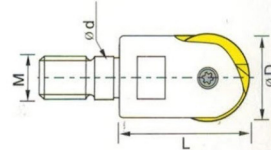


型号	刃数	Dimension				刀片	压板	螺丝	扳手
Specification	Teeth	D	d	L	M	Insert	Clamp	Screw	Wrench
RD0517-10-2T-M5	2	10	5.5	20	M5	RD**0517	--	M2*4	T6
RD0517-11-2T-M5	2	11	5.5	20	M5				
RD0517-12-2T-M6	2	12	6.5	20	M6				
RD0517-13-2T-M6	2	13	6.5	20	M6				

For Mitsubishi Inserts

WGR SCREW-ON

INDEXABLE MILLING CUTTER

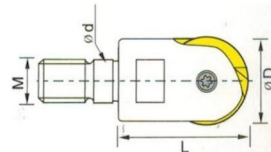


型号	刃数	Dimension				刀片	压板	螺丝	扳手
Specification	Teeth	D	d	L	M	Insert	Clamp	Screw	Wrench
WGR08-M4	1	8	4.5	15	M4	P320*-D08	--	WGR-4R	T15
WGR10-M5	1	10	5.5	20	M5	P320*-D10	--	WGR-5R	T15
WGR12-M6	1	12	6.5	20	M6	P320*-D12	--	WGR-6R	T20
WGR16-M8	1	16	8.5	25	M8	P320*-D16	--	WGR-8R	T20
WGR20-M10	1	20	10.5	30	M10	P320*-D20	--	WGR-10R	T20
WGR25-M12	1	25	12.5	35	M12	P320*-D25	--	WGR-12.5R	T20
WGR30-M16	1	30	17	40	M16	P320*-D30	--	WGR-15R	T25

For Walter Insert

PPH SCREW-ON

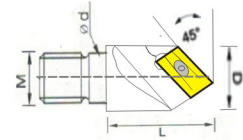
INDEXABLE MILLING CUTTER



型号	刃数	Dimension				刀片	压板	螺丝	扳手
Specification	Teeth	D	d	L	M	Insert	Clamp	Screw	Wrench
PPH08-M4	1	8	4.5	15	M4	BNM-080	--	BNM-4R	T8
PPH10-M5	1	10	5.5	20	M5	BNM-100	--	BNM-5R	T8
PPH12-M6	1	12	6.5	20	M6	BNM-120	--	BNM-6R	T10
PPH16-M8	1	16	8.5	25	M8	BNM-160	--	BNM-8R	T15
PPH20-M10	1	20	10.5	30	M10	BNM-200	--	BNM-10R	T20
PPH25-M12	1	25	12.5	35	M12	BNM-250	--	BNM-12.5	T25
PPH30-M16	1	30	17	40	M16	BNM-300	--	BNM-15R	T30

For Dijet Insert

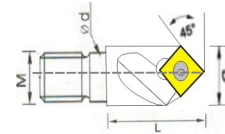
SSK SCREW-ON CHAMFERING CUTTER



型号	刃数	Dimension				刀片	压板	螺丝	扳手
Specification	Teeth	D	d	L	M	Insert	Clamp	Screw	Wrench
AD1603-20-1T-M10	1	20	10.5	30	M10	ADNT160308	--	M4X8	T15

For Hitachi Insert

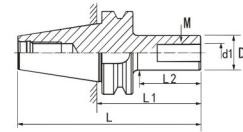
SP SCREW-ON CHAMFERING CUTTER



型号	刃数	Dimension				刀片	压板	螺丝	扳手
Specification	Teeth	D	d	L	M	Insert	Clamp	Screw	Wrench
SP0903-16-1T-M8	1	16	8.5	25	M8	SPMW090304	--	M4X8	T15

For Mitsubishi Insert

BT - SCREW-ON HOLDER



Specification	Unit: mm					
	L	L1	L2	D	d1	M
BT40-MFT16-30-M8	130.4	65	30	15.6	8.5	M8
BT40-MFT16-60-M8	160.4	95	60	15.6	8.5	M8
BT40-MFT16-90-M8	190.4	125	90	15.6	8.5	M8
BT40-MFT20-30-M10	130.4	65	30	19	10.5	M10
BT40-MFT20-60-M10	160.4	95	60	19	10.5	M10
BT40-MFT20-90-M10	190.4	125	90	19	10.5	M10
BT40-MFT25-30-M12	130.4	65	30	24	12.5	M12
BT40-MFT25-60-M12	160.4	95	60	24	12.5	M12
BT40-MFT25-90-M12	190.4	125	90	24	12.5	M12
BT40-MFT35-30-M16	130.4	65	30	31.8	17	M16
BT40-MFT35-60-M16	160.4	95	60	31.8	17	M16
BT40-MFT35-90-M16	190.4	125	90	31.8	17	M16



NINGBO ICHE TOOLS CO., LTD

Add.: Room 1810 No. 399 Minhe Rd Zhenhai Ningbo China 315202

Tel: +86 574 8659 2189 Fax: +86 574 8659 3892

Email: ntools2017@gmail.com

Web: www.niche-tool.com

