


NICHE[®]
FOR A BETTER US





INDEX

TAPS FOR CARBON STEEL&ALLOY STEEL

X20 FORMING TAPS	4
X20S FORMING TAPS WITH SHORT CHAMFER	8
X21 FORMING TAPS	10
X21S FORMING TAPS WITH SHORT CHAMFER	13
JX10 FORMING TAPS	15
JX10 FORMING TAPS WITH FINE THREAD	18
JX10 FORMING TAPS WITH LONG NECK	21
JX10 FORMING TAPS WITH LH THREAD	23
JX10 FORMING TAPS WITH LONG SHANK	26
X20 SPIRAL FLUTED TAPS	32
SFT45 SPIRAL FLUTED TAPS WITH HIGH SPIRAL	33
SFT SPIRAL FLUTED TAPS WITH FINE THREAD	35
SFT SPIRAL FLUTED TAPS WITH LONG SHANK	36
DS SPIRAL FLUTED TAPS	41
X20 SPIRAL POINTED TAPS	42
SPIRAL POINTED TAPS	43
SPIRAL POINTED TAPS WITH FINE THREAD	45
SPIRAL POINTED TAPS WITH LONG SHANK	46
HHS SPIRAL POINTED TAPS FOR DIFFICULT TO MACHINE MATERIALS	51
X20-RLT SPIRAL POINTED TAPS	52

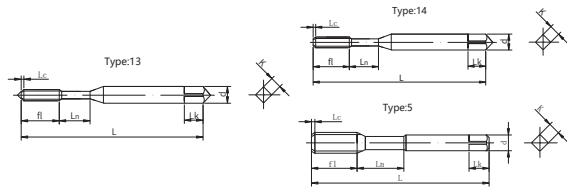


TAPS FOR CARBON STEEL & ALLOY STEEL

X20-NRT X20 Forming taps

2.5P chamfers, for blind hole
4P chamfers, for through hole

- High-speed steel material
- Complex coating, excellent wear resistance
- Suitable for carbon steel, alloy steel below 35HRC processing



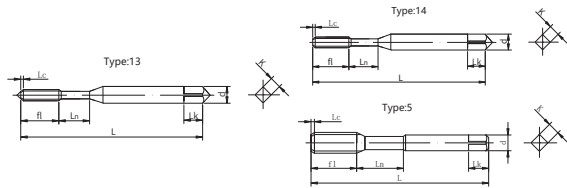
Item No.	Thread size	Limit	LC	Type	Dimensions (mm)					
					L	fl	Ln	d	k	Lk
X2004070P	M4×0.7	6HX	4P	13	63	9	12	4.5	3.4	6
X2004070B	M4×0.7	6HX	2.5P	14	63	9	12	4.5	3.4	6
X2005080P	M5×0.8	6HX	4P	13	70	10	15	6	4.9	8
X2005080B	M5×0.8	6HX	2.5P	14	70	10	15	6	4.9	8
X2006100P	M6×1	6HX	4P	13	80	10	20	6	4.9	8
X2006100B	M6×1	6HX	2.5P	14	80	10	20	6	4.9	8
X2007100P	M7×1	6HX	4P	13	80	10	20	7	5.5	8
X2007100B	M7×1	6HX	2.5P	14	80	10	20	7	5.5	8
X2008125P	M8×1.25	6HX	4P	5	90	13	22	8	6.2	9
X2008125B	M8×1.25	6HX	2.5P	5	90	13	22	8	6.2	9
X2008100P	M8×1	6HX	4P	5	90	13	22	8	6.2	9
X2008100B	M8×1	6HX	2.5P	5	90	13	22	8	6.2	9
X2010150P	M10×1.5	6HX	4P	5	100	15	24	10	8	11
X2010150B	M10×1.5	6HX	2.5P	5	100	15	24	10	8	11
X2010125P	M10×1.25	6HX	4P	5	100	15	24	10	8	11



X20-NRT X20 Forming taps

2.5P chamfers, for blind hole
4P chamfers, for through hole

- High-speed steel material
- Complex coating, excellent wear resistance
- Suitable for carbon steel, alloy steel below 35HRC processing



Item No.	Thread size	Limit	LC	Type	Dimensions(mm)					
					L	fl	ln	d	k	Lk
X2010125B	M10×1.25	6HX	2.5P	5	100	15	24	10	8	11
X2010100P	M10×1	6HX	4P	5	100	15	24	10	8	11
X2010100B	M10×1	6HX	2.5P	5	100	15	24	10	8	11
X2012175P	M12×1.75	6HX	4P	5	110	17	32	9	7	10
X2012175B	M12×1.75	6HX	2.5P	5	110	17	32	9	7	10
X2012150P	M12×1.5	6HX	4P	5	110	17	32	9	7	10
X2012150B	M12×1.5	6HX	2.5P	5	110	17	32	9	7	10
X2012125P	M12×1.25	6HX	4P	5	110	17	32	9	7	10
X2012125B	M12×1.25	6HX	2.5P	5	110	17	32	9	7	10
X2012100P	M12×1	6HX	4P	5	110	17	32	9	7	10
X2012100B	M12×1	6HX	2.5P	5	110	17	32	9	7	10
X2014200P	M14×2	6HX	4P	5	110	20	33	11	9	12
X2014200B	M14×2	6HX	2.5P	5	110	20	33	11	9	12
X2014150P	M14×1.5	6HX	4P	5	110	20	33	11	9	12
X2014150B	M14×1.5	6HX	2.5P	5	110	20	33	11	9	12
X2014125P	M14×1.25	6HX	4P	5	110	20	33	11	9	12
X2014125B	M14×1.25	6HX	2.5P	5	110	20	33	11	9	12
X2014100P	M14×1	6HX	4P	5	110	20	33	11	9	12
X2014100B	M14×1	6HX	2.5P	5	110	20	33	11	9	12

P	P	P	SCM HRC35 ↓	M(SUS)	K(FC)	K(FCD)	N(AL)	N(Cu)	N(ADC)	S(Ti)	S(Ni)	H HRC35 ↑
●	●	●	●	-	-	-	-	-	-	-	-	-

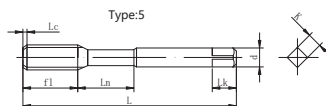


TAPS FOR CARBON STEEL & ALLOY STEEL

X20-NRT

X20 Forming taps

2.5P chamfers, for blind hole
4P chamfers, for through hole



- High-speed steel material
- Complex coating, excellent wear resistance
- Suitable for carbon steel, alloy steel below 35HRC processing

Item No.	Thread size	Limit	LC	Type	Dimensions (mm)					
					L	fl	ln	d	k	Lk
X2016200P	M16×2	6HX	4P	5	110	20	34	12	9	12
X2016200B	M16×2	6HX	2.5P	5	110	20	34	12	9	12
X2016150P	M16×1.5	6HX	4P	5	110	20	34	12	9	12
X2016150B	M16×1.5	6HX	2.5P	5	110	20	34	12	9	12
X2016125P	M16×1.25	6HX	4P	5	110	20	34	12	9	12
X2016125B	M16×1.25	6HX	2.5P	5	110	20	34	12	9	12
X2016100P	M16×1	6HX	4P	5	110	20	34	12	9	12
X2016100B	M16×1	6HX	2.5P	5	110	20	34	12	9	12
X2018250P	M18×2.5	6HX	4P	5	125	25	36	14	11	14
X2018250B	M18×2.5	6HX	2.5P	5	125	25	36	14	11	14
X2018200P	M18×2	6HX	4P	5	125	25	36	14	11	14
X2018200B	M18×2	6HX	2.5P	5	125	25	36	14	11	14
X2018150P	M18×1.5	6HX	4P	5	125	25	36	14	11	14
X2018150B	M18×1.5	6HX	2.5P	5	125	25	36	14	11	14
X2020250P	M20×2.5	6HX	4P	5	140	25	44	16	12	15
X2020250B	M20×2.5	6HX	2.5P	5	140	25	44	16	12	15
X2020200P	M20×2	6HX	4P	5	140	25	44	16	12	15
X2020200B	M20×2	6HX	2.5P	5	140	25	44	16	12	15
X2020150P	M20×1.5	6HX	4P	5	140	25	44	16	12	15
X2020150B	M20×1.5	6HX	2.5P	5	140	25	44	16	12	15
X2022250P	M22×2.5	6HX	4P	5	140	25	44	18	14.5	17
X2022250B	M22×2.5	6HX	2.5P	5	140	25	44	18	14.5	17
X2022200P	M22×2	6HX	4P	5	140	25	44	18	14.5	17

Tolerances under 6HX standard. Other tolerances and Special tap chamfer custom are available.

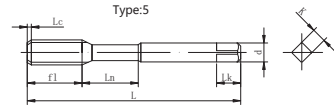
P	P	P	SCM HRC35 ↓	M(SUS)	K(FC)	K(FCD)	N(AL)	N(Cu)	N(ADC)	S(Ti)	S(Ni)	H HRC35 ↑
●	●	●	●	-	-	-	-	-	-	-	-	-

TAPS FOR CARBON STEEL & ALLOY STEEL



X20-NRT X20 Forming taps

2.5P chamfers, for blind hole
4P chamfers, for through hole



- High-speed steel material
- Complex coating, excellent wear resistance
- Suitable for carbon steel, alloy steel below 35HRC processing

Item No.	Thread size	Limit	LC	Type	Dimensions (mm)					
					L	fl	ln	d	k	Lk
X2022200B	M22×2	6HX	2.5P	5	140	25	44	18	14.5	17
X2022150P	M22×1.5	6HX	4P	5	140	25	44	18	14.5	17
X2022150B	M22×1.5	6HX	2.5P	5	140	25	44	18	14.5	17
X2024300P	M24×3	6HX	4P	5	160	30	48	18	14.5	17
X2024300B	M24×3	6HX	2.5P	5	160	30	48	18	14.5	17
X2024250P	M24×2.5	6HX	4P	5	160	30	48	18	14.5	17
X2024250B	M24×2.5	6HX	2.5P	5	160	30	48	18	14.5	17
X2024200P	M24×2	6HX	4P	5	160	30	48	18	14.5	17
X2024200B	M24×2	6HX	2.5P	5	160	30	48	18	14.5	17
X2027250P	M27×2.5	6HX	4P	5	160	30	48	20	16	19
X2027250B	M27×2.5	6HX	2.5P	5	160	30	48	20	16	19
X2027200P	M27×2	6HX	4P	5	160	30	48	20	16	19
X2027200B	M27×2	6HX	2.5P	5	160	30	48	20	16	19
X2030350P	M30×3.5	6HX	4P	5	180	35	53	22	18	21
X2030350B	M30×3.5	6HX	2.5P	5	180	35	53	22	18	21
X2030300P	M30×3	6HX	4P	5	180	35	53	22	18	21
X2030300B	M30×3	6HX	2.5P	5	180	35	53	22	18	21
X2030250P	M30×2.5	6HX	4P	5	180	35	53	22	18	21
X2030250B	M30×2.5	6HX	2.5P	5	180	35	53	22	18	21
X2030200P	M30×2	6HX	4P	5	180	35	53	22	18	21
X2030200B	M30×2	6HX	2.5P	5	180	35	53	22	18	21

Tolerances under 6HX standard. Other tolerances and Special tap chamfer custom are available.

P	P	P	SCM HRC35 ↓	M(SUS)	K(FC)	K(FCD)	N(AL)	N(Cu)	N(ADC)	S(Ti)	S(Ni)	H HRC35 ↑
●	●	●	●	-	-	-	-	-	-	-	-	-

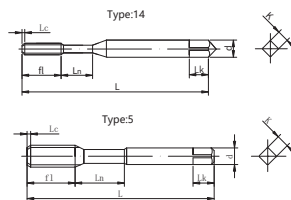


TAPS FOR CARBON STEEL & ALLOY STEEL

X20S-NRT

X20S Forming taps with short chamfer

- High-speed steel material
- Complex coating, excellent wear resistance
- Suitable for carbon steel, alloy steel below 35HRC processing



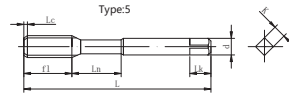
Item No.	Thread size	Limit	LC	Type	Dimensions (mm)					
					L	fl	In	d	k	Lk
X20S04070B	M4×0.7	6HX	1.5P	14	63	9	12	4.5	3.4	6
X20S05080B	M5×0.8	6HX	1.5P	14	70	10	15	6	4.9	8
X20S06100B	M6×1	6HX	1.5P	14	80	10	20	6	4.9	8
X20S07100B	M7×1	6HX	1.5P	14	80	10	20	7	5.5	8
X20S08125B	M8×1.25	6HX	1.5P	5	90	13	22	8	6.2	9
X20S08100B	M8×1	6HX	1.5P	5	90	13	22	8	6.2	9
X20S10150B	M10×1.5	6HX	1.5P	5	100	15	24	10	8	11
X20S10125B	M10×1.25	6HX	1.5P	5	100	15	24	10	8	11
X20S10100B	M10×1	6HX	1.5P	5	100	15	24	10	8	11
X20S12175B	M12×1.75	6HX	1.5P	5	110	17	32	9	7	10
X20S12150B	M12×1.5	6HX	1.5P	5	110	17	32	9	7	10
X20S12125B	M12×1.25	6HX	1.5P	5	110	17	32	9	7	10
X20S12100B	M12×1	6HX	1.5P	5	110	17	32	9	7	10
X20S14200B	M14×2	6HX	1.5P	5	110	20	33	11	9	12
X20S14150B	M14×1.5	6HX	1.5P	5	110	20	33	11	9	12
X20S14125B	M14×1.25	6HX	1.5P	5	110	20	33	11	9	12
X20S14100B	M14×1	6HX	1.5P	5	110	20	33	11	9	12
X20S16200B	M16×2	6HX	1.5P	5	110	20	34	12	9	12
X20S16150B	M16×1.5	6HX	1.5P	5	110	20	34	12	9	12
X20S16125B	M16×1.25	6HX	1.5P	5	110	20	34	12	9	12
X20S16100B	M16×1	6HX	1.5P	5	110	20	34	12	9	12
X20S18250B	M18×2.5	6HX	1.5P	5	125	25	36	14	11	14
X20S18200B	M18×2	6HX	1.5P	5	125	25	36	14	11	14
X20S18150B	M18×1.5	6HX	1.5P	5	125	25	36	14	11	14
X20S20250B	M20×2.5	6HX	1.5P	5	140	25	44	16	12	15
X20S20200B	M20×2	6HX	1.5P	5	140	25	44	16	12	15
X20S20150B	M20×1.5	6HX	1.5P	5	140	25	44	16	12	15
X20S22250B	M22×2.5	6HX	1.5P	5	140	25	44	18	14.5	17
X20S22200B	M22×2	6HX	1.5P	5	140	25	44	18	14.5	17
X20S22150B	M22×1.5	6HX	1.5P	5	140	25	44	18	14.5	17
X20S24300B	M24×3	6HX	1.5P	5	160	30	48	18	14.5	17
X20S24250B	M24×2.5	6HX	1.5P	5	160	30	48	18	14.5	17
X20S24200B	M24×2	6HX	1.5P	5	160	30	48	18	14.5	17
X20S27300B	M27×3	6HX	1.5P	5	160	30	48	20	16	19

P	P	P	SCM HRC35 ↓	M(SUS)	K(FC)	K(FCD)	N(AL)	N(Cu)	N(ADC)	S(Ti)	S(Ni)	H HRC35 ↑
●	●	●	●	-	-	-	-	-	-	-	-	-



X20S-NRT

X20S Forming taps with short chamfer



- High-speed steel material
- Complex coating, excellent wear resistance
- Suitable for carbon steel, alloy steel below 35HRC processing

Item No.	Thread size	Limit	LC	Type	Dimensions (mm)					
					L	fl	Ln	d	k	Lk
X20S27250B	M27×2.5	6HX	1.5P	5	160	30	48	20	16	19
X20S27200B	M27×2	6HX	1.5P	5	160	30	48	20	16	19
X20S30350B	M30×3.5	6HX	1.5P	5	180	35	53	22	18	21
X20S30300B	M30×3	6HX	1.5P	5	180	35	53	22	18	21
X20S30250B	M30×2.5	6HX	1.5P	5	180	35	53	22	18	21
X20S30200B	M30×2	6HX	1.5P	5	180	35	53	22	18	21

Tolerances under 6HX standard. Other tolerances and Special tap chamfer custom are available.

P	P	P	SCM HRC35 ↓	M(SUS)	K(FC)	K(FCD)	N(AL)	N(Cu)	N(ADC)	S(Ti)	S(Ni)	H HRC35 ↑
●	●	●	●	-	-	-	-	-	-	-	-	-



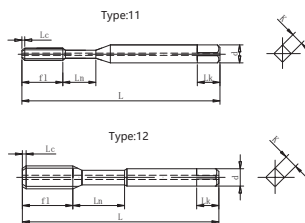
TAPS FOR CARBON STEEL & ALLOY STEEL

X21-NRT

X21 Forming taps

2.5P chamfers, for blind hole
4P chamfers, for through hole

- High-speed steel material
- Complex coating, excellent wear resistance
- Suitable for carbon steel, alloy steel below 35HRC processing



Item No.	Thread size	Limit	LC	Type	Dimensions (mm)						Oil groove type
					L	fl	ln	d	k	Lk	
X2104070C	M4×0.7	6HX	4P	11	63	9	12	4.5	3.4	6	C
X2104070Z	M4×0.7	6HX	2.5P	11	63	9	12	4.5	3.4	6	Z
X2105080C	M5×0.8	6HX	4P	11	70	10	15	6	4.9	8	C
X2105080Z	M5×0.8	6HX	2.5P	11	70	10	15	6	4.9	8	Z
X2106100C	M6×1	6HX	4P	11	80	10	20	6	4.9	8	C
X2106100Z	M6×1	6HX	2.5P	11	80	10	20	6	4.9	8	Z
X2107100C	M7×1	6HX	4P	11	80	10	20	7	5.5	8	C
X2107100Z	M7×1	6HX	2.5P	11	80	10	20	7	5.5	8	Z
X2108125C	M8×1.25	6HX	4P	12	90	13	22	8	6.2	9	C
X2108125Z	M8×1.25	6HX	2.5P	12	90	13	22	8	6.2	9	Z
X2108100C	M8×1	6HX	4P	12	90	13	22	8	6.2	9	C
X2108100Z	M8×1	6HX	2.5P	12	90	13	22	8	6.2	9	Z
X2110150C	M10×1.5	6HX	4P	12	100	15	24	10	8	11	C
X2110150Z	M10×1.5	6HX	2.5P	12	100	15	24	10	8	11	Z
X2110125C	M10×1.25	6HX	4P	12	100	15	24	10	8	11	C
X2110125Z	M10×1.25	6HX	2.5P	12	100	15	24	10	8	11	Z
X2110100C	M10×1	6HX	4P	12	100	15	24	10	8	11	C
X2110100Z	M10×1	6HX	2.5P	12	100	15	24	10	8	11	Z
X2112175C	M12×1.75	6HX	4P	12	110	17	32	9	7	10	C
X2112175Z	M12×1.75	6HX	2.5P	12	110	17	32	9	7	10	Z
X2112150C	M12×1.5	6HX	4P	12	110	17	32	9	7	10	C
X2112150Z	M12×1.5	6HX	2.5P	12	110	17	32	9	7	10	Z
X2112125C	M12×1.25	6HX	4P	12	110	17	32	9	7	10	C
X2112125Z	M12×1.25	6HX	2.5P	12	110	17	32	9	7	10	Z
X2112100C	M12×1	6HX	4P	12	110	17	32	9	7	10	C
X2112100Z	M12×1	6HX	2.5P	12	110	17	32	9	7	10	Z
X2114200C	M14×2	6HX	4P	12	110	20	33	11	9	12	C
X2114200Z	M14×2	6HX	2.5P	12	110	20	33	11	9	12	Z
X2114150C	M14×1.5	6HX	4P	12	110	20	33	11	9	12	C
X2114150Z	M14×1.5	6HX	2.5P	12	110	20	33	11	9	12	Z
X2114125C	M14×1.25	6HX	4P	12	110	20	33	11	9	12	C
X2114125Z	M14×1.25	6HX	2.5P	12	110	20	33	11	9	12	Z
X2114100C	M14×1	6HX	4P	12	110	20	33	11	9	12	C
X2114100Z	M14×1	6HX	2.5P	12	110	20	33	11	9	12	Z
X2116200C	M16×2	6HX	4P	12	110	20	34	12	9	12	C

P	P	P	SCM HRC35 ↓	M(SUS)	K(FC)	K(FCD)	N(AL)	N(Cu)	N(ADC)	S(Ti)	S(Ni)	H HRC35 ↑
●	●	●	●	-	-	-	-	-	-	-	-	-

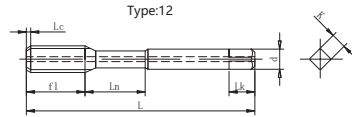


X21-NRT

X21 Forming taps

2.5P chamfers, for blind hole
4P chamfers, for through hole

- High-speed steel material
- Complex coating, excellent wear resistance
- Suitable for carbon steel, alloy steel below 35HRC processing



Item No.	Thread size	Limit	LC	Type	Dimensions (mm)							Oil groove type
					L	fl	In	d	k	Lk		
X2116200Z	M16×2	6HX	2.5P	12	110	20	34	12	9	12	Z	
X2116150C	M16×1.5	6HX	4P	12	110	20	34	12	9	12	C	
X2116150Z	M16×1.5	6HX	2.5P	12	110	20	34	12	9	12	Z	
X2116125C	M16×1.25	6HX	4P	12	110	20	34	12	9	12	C	
X2116125Z	M16×1.25	6HX	2.5P	12	110	20	34	12	9	12	Z	
X2116100C	M16×1	6HX	4P	12	110	20	34	12	9	12	C	
X2116100Z	M16×1	6HX	2.5P	12	110	20	34	12	9	12	Z	
X2118250C	M18×2.5	6HX	4P	12	125	25	36	14	11	14	C	
X2118250Z	M18×2.5	6HX	2.5P	12	125	25	36	14	11	14	Z	
X2118200C	M18×2	6HX	4P	12	125	25	36	14	11	14	C	
X2118200Z	M18×2	6HX	2.5P	12	125	25	36	14	11	14	Z	
X2118150C	M18×1.5	6HX	4P	12	125	25	36	14	11	14	C	
X2118150Z	M18×1.5	6HX	2.5P	12	125	25	36	14	11	14	Z	
X2120250C	M20×2.5	6HX	4P	12	140	25	44	16	12	15	C	
X2120250Z	M20×2.5	6HX	2.5P	12	140	25	44	16	12	15	Z	
X2120200C	M20×2	6HX	4P	12	140	25	44	16	12	15	C	
X2120200Z	M20×2	6HX	2.5P	12	140	25	44	16	12	15	Z	
X2120150C	M20×1.5	6HX	4P	12	140	25	44	16	12	15	C	
X2120150Z	M20×1.5	6HX	2.5P	12	140	25	44	16	12	15	Z	
X2122250C	M22×2.5	6HX	4P	12	140	25	44	18	14.5	17	C	
X2122250Z	M22×2.5	6HX	2.5P	12	140	25	44	18	14.5	17	Z	
X2122200C	M22×2	6HX	4P	12	140	25	44	18	14.5	17	C	
X2122200Z	M22×2	6HX	2.5P	12	140	25	44	18	14.5	17	Z	
X2122150C	M22×1.5	6HX	4P	12	140	25	44	18	14.5	17	C	
X2122150Z	M22×1.5	6HX	2.5P	12	140	25	44	18	14.5	17	Z	
X2124300C	M24×3	6HX	4P	12	160	30	48	18	14.5	17	C	
X2124300Z	M24×3	6HX	2.5P	12	160	30	48	18	14.5	17	Z	
X2124250C	M24×2.5	6HX	4P	12	160	30	48	18	14.5	17	C	
X2124250Z	M24×2.5	6HX	2.5P	12	160	30	48	18	14.5	17	Z	
X2124200C	M24×2	6HX	4P	12	160	30	48	18	14.5	17	C	
X2124200Z	M24×2	6HX	2.5P	12	160	30	48	18	14.5	17	Z	
X2127300C	M27×3	6HX	4P	12	160	30	48	20	16	19	C	
X2127300Z	M27×3	6HX	2.5P	12	160	30	48	20	16	19	Z	
X2127250C	M27×2.5	6HX	4P	12	160	30	48	20	16	19	C	

P	P	P	SCM HRC35+	M(SUS)	K(FC)	K(FCD)	N(AL)	N(Cu)	N(ADC)	S(Ti)	S(Ni)	H HRC35+
●	●	●	●	-	-	-	-	-	-	-	-	-

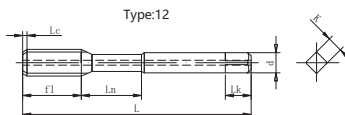


TAPS FOR CARBON STEEL & ALLOY STEEL

X21-NRT

X21 Forming taps

2.5P chamfers, for blind hole
4P chamfers, for through hole



- High-speed steel material
- Complex coating, excellent wear resistance
- Suitable for carbon steel, alloy steel below 35HRC processing

Item No.	Thread size	Limit	LC	Type	Dimensions (mm)						Oil groove type
					L	fl	ln	d	k	Lk	
X2127250Z	M27×2.5	6HX	2.5P	12	160	30	48	20	16	19	Z
X2127200C	M27×2	6HX	4P	12	160	30	48	20	16	19	C
X2127200Z	M27×2	6HX	2.5P	12	160	30	48	20	16	19	Z
X2130350C	M30×3.5	6HX	4P	12	180	35	53	22	18	21	C
X2130350Z	M30×3.5	6HX	2.5P	12	180	35	53	22	18	21	Z
X2130300C	M30×3	6HX	4P	12	180	35	53	22	18	21	C
X2130300Z	M30×3	6HX	2.5P	12	180	35	53	22	18	21	Z
X2130250C	M30×2.5	6HX	4P	12	180	35	53	22	18	21	C
X2130250Z	M30×2.5	6HX	2.5P	12	180	35	53	22	18	21	Z
X2130200C	M30×2	6HX	4P	12	180	35	53	22	18	21	C
X2130200Z	M30×2	6HX	2.5P	12	180	35	53	22	18	21	Z

Tolerances under 6HX standard. Other tolerances and Special tap chamfer custom are available.

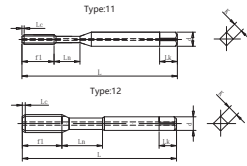
P	P	P	SCM HRC35 ↓	M(SUS)	K(FC)	K(FCD)	N(AL)	N(Cu)	N(ADC)	S(Ti)	S(Ni)	H HRC35 ↑
●	●	●	●	-	-	-	-	-	-	-	-	-

TAPS FOR CARBON STEEL & ALLOY STEEL



X21S-NRT

X21S Forming taps with short chamfer



- High-speed steel material
- Complex coating, excellent wear resistance
- Suitable for carbon steel, alloy steel below 35HRC processing

Item No.	Thread size	Limit	LC	Type	Dimensions (mm)						Oil groove type
					L	fl	In	d	k	Lk	
X21S04070Z	M4×0.7	6HX	1.5P	11	63	9	12	4.5	3.4	6	Z
X21S05080Z	M5×0.8	6HX	1.5P	11	70	10	15	6	4.9	8	Z
X21S06100Z	M6×1	6HX	1.5P	11	80	10	20	6	4.9	8	Z
X21S07100Z	M7×1	6HX	1.5P	11	80	10	20	7	5.5	8	Z
X21S08125Z	M8×1.25	6HX	1.5P	12	90	13	22	8	6.2	9	Z
X21S08100Z	M8×1	6HX	1.5P	12	90	13	22	8	6.2	9	Z
X21S10150Z	M10×1.5	6HX	1.5P	12	100	15	24	10	8	11	Z
X21S10125Z	M10×1.25	6HX	1.5P	12	100	15	24	10	8	11	Z
X21S10100Z	M10×1	6HX	1.5P	12	100	15	24	10	8	11	Z
X21S12175Z	M12×1.75	6HX	1.5P	12	110	17	32	9	7	10	Z
X21S12150Z	M12×1.5	6HX	1.5P	12	110	17	32	9	7	10	Z
X21S12125Z	M12×1.25	6HX	1.5P	12	110	17	32	9	7	10	Z
X21S12100Z	M12×1	6HX	1.5P	12	110	17	32	9	7	10	Z
X21S14200Z	M14×2	6HX	1.5P	12	110	20	33	11	9	12	Z
X21S14150Z	M14×1.5	6HX	1.5P	12	110	20	33	11	9	12	Z
X21S14125Z	M14×1.25	6HX	1.5P	12	110	20	33	11	9	12	Z
X21S14100Z	M14×1	6HX	1.5P	12	110	20	33	11	9	12	Z
X21S16200Z	M16×2	6HX	1.5P	12	110	20	34	12	9	12	Z
X21S16150Z	M16×1.5	6HX	1.5P	12	110	20	34	12	9	12	Z
X21S16125Z	M16×1.25	6HX	1.5P	12	110	20	34	12	9	12	Z
X21S16100Z	M16×1	6HX	1.5P	12	110	20	34	12	9	12	Z
X21S18250Z	M18×2.5	6HX	1.5P	12	125	25	36	14	11	14	Z
X21S18200Z	M18×2	6HX	1.5P	12	125	25	36	14	11	14	Z
X21S18150Z	M18×1.5	6HX	1.5P	12	125	25	36	14	11	14	Z
X21S20250Z	M20×2.5	6HX	1.5P	12	140	25	44	16	12	15	Z
X21S20200Z	M20×2	6HX	1.5P	12	140	25	44	16	12	15	Z
X21S20150Z	M20×1.5	6HX	1.5P	12	140	25	44	16	12	15	Z
X21S22250Z	M22×2.5	6HX	1.5P	12	140	25	44	18	14.5	17	Z
X21S22200Z	M22×2	6HX	1.5P	12	140	25	44	18	14.5	17	Z
X21S22150Z	M22×1.5	6HX	1.5P	12	140	25	44	18	14.5	17	Z
X21S24300Z	M24×3	6HX	1.5P	12	160	30	48	18	14.5	17	Z
X21S24250Z	M24×2.5	6HX	1.5P	12	160	30	48	18	14.5	17	Z
X21S24200Z	M24×2	6HX	1.5P	12	160	30	48	18	14.5	17	Z
X21S27300Z	M27×3	6HX	1.5P	12	160	30	48	20	16	19	Z

P	P	P	SCM HRC35 ↓	M(SUS)	K(FC)	K(FCD)	N(AL)	N(Cu)	N(ADC)	S(Ti)	S(Ni)	H HRC35 ↑
●	●	●	●	-	-	-	-	-	-	-	-	-

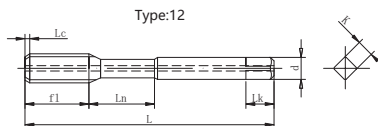


TAPS FOR CARBON STEEL & ALLOY STEEL

X20-NRT

X20 Forming taps

2.5P chamfers, for blind hole
4P chamfers, for through hole



- High-speed steel material
- Complex coating, excellent wear resistance
- Suitable for carbon steel, alloy steel below 35HRC processing

Item No.	Thread size	Limit	LC	Type	Dimensions (mm)						Oil groove type
					L	fl	Ln	d	k	Lk	
X21S27250Z	M27×2.5	6HX	1.5P	12	160	30	48	20	16	19	Z
X21S27200Z	M27×2	6HX	1.5P	12	160	30	48	20	16	19	Z
X21S30350Z	M30×3.5	6HX	1.5P	12	180	35	53	22	18	21	Z
X21S30300Z	M30×3	6HX	1.5P	12	180	35	53	22	18	21	Z
X21S30250Z	M30×2.5	6HX	1.5P	12	180	35	53	22	18	21	Z
X21S30200Z	M30×2	6HX	1.5P	12	180	35	53	22	18	21	Z

Tolerances under 6HX standard. Other tolerances and Special tap chamfer custom are available.

P	P	P	SCM HRC35 ↓	M(SUS)	K(FC)	K(FCD)	N(AL)	N(Cu)	N(ADC)	S(Ti)	S(Ni)	H HRC35 ↑
●	●	●	●	-	-	-	-	-	-	-	-	-

TAPS FOR CARBON STEEL & ALLOY STEEL

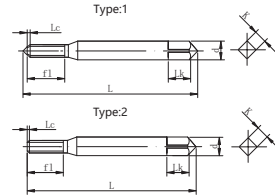


JX10-NRT

JX10 Forming taps

2P chamfers, for blind hole
4P chamfers, for through hole

- High-speed steel material;
- TiCN-AL coating, excellent wear resistance.
- Suitable for processing carbon steel and alloy steel below 30HRC.



Item No.	Thread size	Limit	LC	Type	Dimensions (mm)						Flutes
					L	fl	In	d	k	Lk	
PN010025P	M1×0.25	RH4	4P	1	32	4.5	-	3	2.5	3	-
PN010025B	M1×0.25	RH4	2P	2	31	3.5	-	3	2.5	3	-
PN012025P	M1.2×0.25	RH4	4P	1	32	4.5	-	3	2.5	3	-
PN012025B	M1.2×0.25	RH4	2P	2	31	3.5	-	3	2.5	3	-
PN014030P	M1.4×0.3	RH4	4P	1	37	6.5	-	3	2.5	3	-
PN014030B	M1.4×0.3	RH4	2P	2	36	6.5	-	3	2.5	3	-
PN016035P	M1.6×0.35	RH4	4P	1	37	8	-	3	2.5	3	-
PN016035B	M1.6×0.35	RH4	2P	2	35.5	8	-	3	2.5	3	-
PN017035P	M1.7×0.35	RH4	4P	1	37	8	-	3	2.5	3	-
PN017035B	M1.7×0.35	RH4	2P	2	35.5	8	-	3	2.5	3	-
PN020040P	M2×0.4	RH5	4P	1	45	10	-	3	2.5	3	-
PN020040B	M2×0.4	RH5	2P	2	43.5	10	-	3	2.5	3	-
PN023040P	M2.3×0.4	RH5	4P	1	45	10	-	3	2.5	3	-
PN023040B	M2.3×0.4	RH5	2P	2	43.5	10	-	3	2.5	3	-
PN025045P	M2.5×0.45	RH5	4P	1	45	13	-	3	2.5	3	-
PN025045B	M2.5×0.45	RH5	2P	2	43.5	13	-	3	2.5	3	-
PN026045P	M2.6×0.45	RH5	4P	1	45	13	-	3	2.5	3	-
PN026045B	M2.6×0.45	RH5	2P	2	43.5	13	-	3	2.5	3	-
PN030050P	M3×0.5	RH7	4P	1	50	16	-	4	3.2	6	-
PN030050B	M3×0.5	RH7	2P	2	48	16	-	4	3.2	6	-
PN035060P	M3.5×0.6	RH7	4P	1	50	16	-	4	3.2	6	-
PN035060B	M3.5×0.6	RH7	2P	2	48	16	-	4	3.2	6	-
PN040070P	M4×0.7	RH7	4P	1	57	18	-	5	4	7	-
PN040070B	M4×0.7	RH7	2P	2	55	18	-	5	4	7	-
PN050080P	M5×0.8	RH7	4P	1	66	20	-	5.5	4.5	7	-
PN050080B	M5×0.8	RH7	2P	2	63.5	20	-	5.5	4.5	7	-
PN060100P	M6×1	RH7	4P	1	69	27	-	6	4.5	7	2
PN060100B	M6×1	RH7	2P	2	66.5	27	-	6	4.5	7	2

Tolerances under 6HX standard. Other tolerances and Special tap chamfer custom are available.

P	P	P	SCM HRC35 ↓	M(SUS)	K(FC)	K(FCD)	N(AL)	N(Cu)	N(ADC)	S(Ti)	S(Ni)	H HRC35 ↑
●	●	●	●	-	-	-	-	-	-	-	-	-

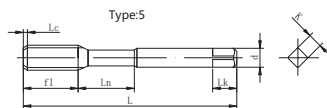


TAPS FOR CARBON STEEL & ALLOY STEEL

JX10-NRT

JX10 Forming taps

2P chamfers, for blind hole
4P chamfers, for through hole



- High-speed steel material;
- TiCN-AL coating, excellent wear resistance.
- Suitable for processing carbon steel and alloy steel below 30HRC.

Item No.	Thread size	Limit	LC	Type	Dimensions (mm)						Flutes
					L	fl	ln	d	k	Lk	
PN070100P	M7×1	RH7	4P	5	70	13	10	6.2	5	8	2
PN070100B	M7×1	RH7	2P	5	70	13	10	6.2	5	8	2
PN080125P	M8×1.25	RH7	4P	5	70	13	23	6.2	5	8	3
PN080125B	M8×1.25	RH7	2P	5	70	13	23	6.2	5	8	3
PN100150P	M10×1.5	RH8	4P	5	75	15	28	7	5.5	8	6
PN100150B	M10×1.5	RH8	2P	5	75	15	28	7	5.5	8	6
PN120175P	M12×1.75	RH9	4P	5	82	17	25	8.5	6.5	9	6
PN120175B	M12×1.75	RH9	2P	5	82	17	25	8.5	6.5	9	6
PN140200P	M14×2	RH10	4P	5	88	20	31	10.5	8	11	6
PN140200B	M14×2	RH10	2P	5	88	20	31	10.5	8	11	6
PN160200P	M16×2	RH10	4P	5	95	20	32	12.5	10	13	6
PN160200B	M16×2	RH10	2P	5	95	20	32	12.5	10	13	6

Tolerances under 6HX standard. Other tolerances and Special tap chamfer custom are available.

P	P	P	SCM HRC35 ↓	M(SUS)	K(FC)	K(FCD)	N(AL)	N(Cu)	N(ADC)	S(Ti)	S(Ni)	H HRC35 ↑
●	●	●	●	-	-	-	-	-	-	-	-	-

TAPS FOR CARBON STEEL & ALLOY STEEL

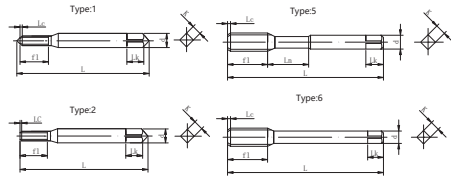


JX10-NRT

JX10 Forming taps

2P chamfers, for blind hole
4P chamfers, for through hole

- High-speed steel material;
- TiCN-AL coating, excellent wear resistance.
- Suitable for processing carbon steel and alloy steel below 30HRC.



Item No.	Thread size	Limit	LC	Type	Dimensions (mm)						Flutes
					L	fl	In	d	k	Lk	
PNU164P	NO.1-64UNC	RH4	4P	1	37	9	-	3	2.5	3	-
PNU164B	NO.1-64UNC	RH4	2P	2	35.5	9	-	3	2.5	3	-
PNU256P	NO.2-56UNC	RH4	4P	1	45	12	-	3	2.5	3	-
PNU256B	NO.2-56UNC	RH4	2P	2	43.5	12	-	3	2.5	3	-
PNU348P	NO.3-48UNC	RH4	4P	1	45	15	-	3	2.5	3	-
PNU348B	NO.3-48UNC	RH4	2P	2	43.5	15	-	3	2.5	3	-
PNU440P	NO.4-40UNC	RH4	4P	1	45	15	-	3	2.5	3	-
PNU440B	NO.4-40UNC	RH4	2P	2	43.5	15	-	3	2.5	3	-
PNU540P	NO.5-40UNC	RH4	4P	1	50	15	-	4	3.2	6	-
PNU540B	NO.5-40UNC	RH4	2P	2	48	15	-	4	3.2	6	-
PNU632P	NO.6-32UNC	RH7	4P	1	50	16	-	4	3.2	6	-
PNU632B	NO.6-32UNC	RH7	2P	2	48	16	-	4	3.2	6	-
PNU832P	NO.8-32UNC	RH7	4P	1	57	18	-	5	4	7	-
PNU832B	NO.8-32UNC	RH7	2P	2	54.5	18	-	5	4	7	-
PNU1024P	NO.10-24UNC	RH7	4P	1	66	20	-	5.5	4.5	7	-
PNU1024B	NO.10-24UNC	RH7	2P	2	63.5	20	-	5.5	4.5	7	-
PNU1224P	NO.12-24UNC	RH7	4P	1	66	23	-	5.5	4.5	7	-
PNU1224B	NO.12-24UNC	RH7	2P	2	63.5	23	-	5.5	4.5	7	-
PNU1420P	1/4-20UNC	RH7	4P	6	62	27	-	6	4.5	7	2
PNU1420B	1/4-20UNC	RH7	2P	6	62	27	-	6	4.5	7	2
PNU51618P	5/16-18UNC	RH8	4P	5	70	15	15	6.1	5	8	3
PNU51618B	5/16-18UNC	RH8	2P	5	70	15	15	6.1	5	8	3
PNU3816P	3/8-16UNC	RH8	4P	5	75	16	27	7	5.5	8	6
PNU3816B	3/8-16UNC	RH8	2P	5	75	16	27	7	5.5	8	6
PNU71614P	7/16-14UNC	RH8	4P	5	80	20	20	8	6	9	6
PNU71614B	7/16-14UNC	RH8	2P	5	80	20	20	8	6	9	6
PNU1213P	1/2-13UNC	RH8	4P	5	85	21	27	9	7	10	6
PNU1213B	1/2-13UNC	RH8	2P	5	85	21	27	9	7	10	6
PNU91612P	9/16-12UNC	RH9	4P	5	90	21	29	10.5	8	11	6
PNU91612B	9/16-12UNC	RH9	2P	5	90	21	29	10.5	8	11	6
PNU5811P	5/8-11UNC	RH10	4P	5	95	23	25	12	9	12	6
PNU5811B	5/8-11UNC	RH10	2P	5	95	23	25	12	9	12	6

Tolerances under 2B standard. Other tolerances and Special tap chamfer custom are available.

P	P	P	SCM HRC35+	M(SUS)	K(FC)	K(FCD)	N(AL)	N(Cu)	N(ADC)	S(Ti)	S(Ni)	H HRC35+
●	●	●	-	-	-	-	-	-	-	-	-	-

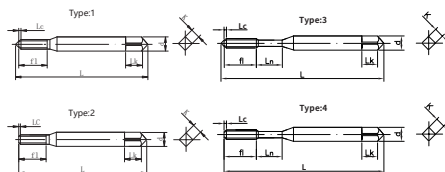


TAPS FOR CARBON STEEL & ALLOY STEEL

JX10-S-NRT

JX10 Forming taps with fine thread

2P chamfers, for blind hole
4P chamfers, for through hole



- High-speed steel material;
- TiCN-AL coating, excellent wear resistance.
- Suitable for processing carbon steel and alloy steel below 30HRC.

Item No.	Thread size	Limit	LC	Type	Dimensions (mm)						Flutes
					L	fl	ln	d	k	Lk	
PN010020P	M1×0.2	RH4	4P	1	32	3	-	3	2.5	3	-
PN010020B	M1×0.2	RH4	2P	2	31	3	-	3	2.5	3	-
PN012020P	M1.2×0.2	RH4	4P	1	32	3	-	3	2.5	3	-
PN012020B	M1.2×0.2	RH4	2P	2	31	3	-	3	2.5	3	-
PN014020P	M1.4×0.2	RH4	4P	1	37	3	-	3	2.5	3	-
PN014020B	M1.4×0.2	RH4	2P	2	36	3	-	3	2.5	3	-
PN016020P	M1.6×0.2	RH4	4P	1	37	3	-	3	2.5	3	-
PN016020B	M1.6×0.2	RH4	2P	2	36	3	-	3	2.5	3	-
PN020025P	M2×0.25	RH4	4P	1	45	4	-	3	2.5	3	-
PN020025B	M2×0.25	RH4	2P	2	43.5	4	-	3	2.5	3	-
PN030035P	M3×0.35	RH4	4P	3	50	6	8	4	3.2	6	-
PN030035B	M3×0.35	RH4	2P	4	48	6	8	4	3.2	6	-
PN040050P	M4×0.5	RH7	4P	3	57	8	8	5	4	7	-
PN040050B	M4×0.5	RH7	2P	4	55	8	8	5	4	7	-
PN050050P	M5×0.5	RH7	4P	3	66	8	8	5.5	4.5	7	-
PN050050B	M5×0.5	RH7	2P	4	64	8	8	5.5	4.5	7	-
PN060050P	M6×0.5	RH7	4P	3	69	12	12	6	4.5	7	2
PN060050B	M6×0.5	RH7	2P	4	66	12	12	6	4.5	7	2
PN060075P	M6×0.75	RH7	4P	3	69	12	12	6	4.5	7	2
PN060075B	M6×0.75	RH7	2P	4	66	12	12	6	4.5	7	2

Tolerances under 6HX standard. Other tolerances and Special tap chamfer custom are available.

P	P	P	SCM HRC35 ↓	M(SUS)	K(FC)	K(FCD)	N(AL)	N(Cu)	N(ADC)	S(Ti)	S(Ni)	H HRC35 ↑
●	●	●	-	-	-	-	-	-	-	-	-	-

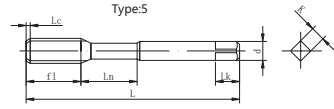
TAPS FOR CARBON STEEL & ALLOY STEEL



JX10-S-NRT

JX10 Forming taps with fine thread

2P chamfers, for blind hole
4P chamfers, for through hole



Item No.	Thread size	Limit	LC	Type	Dimensions (mm)						Flutes
					L	fl	In	d	k	Lk	
PN080100P	M8×1	RH7	4P	5	70	13	23	6.2	5	8	3
PN080100B	M8×1	RH7	2P	5	70	13	23	6.2	5	8	3
PN080075P	M8×0.75	RH7	4P	5	70	13	23	6.2	5	8	3
PN080075B	M8×0.75	RH7	2P	5	70	13	23	6.2	5	8	3
PN100125P	M10×1.25	RH7	4P	5	75	13	30	7	5.5	8	6
PN100125B	M10×1.25	RH7	2P	5	75	13	30	7	5.5	8	6
PN100100P	M10×1	RH7	4P	5	75	13	30	7	5.5	8	6
PN100100B	M10×1	RH7	2P	5	75	13	30	7	5.5	8	6
PN100075P	M10×0.75	RH7	4P	5	75	13	30	7	5.5	8	6
PN100075B	M10×0.75	RH7	2P	5	75	13	30	7	5.5	8	6
PN120150P	M12×1.5	RH8	4P	5	82	17	25	8.5	6.5	9	6
PN120150B	M12×1.5	RH8	2P	5	82	17	25	8.5	6.5	9	6
PN120125P	M12×1.25	RH7	4P	5	82	13	29	8.5	6.5	9	6
PN120125B	M12×1.25	RH7	2P	5	82	13	29	8.5	6.5	9	6
PN120100P	M12×1	RH7	4P	5	82	13	29	8.5	6.5	9	6
PN120100B	M12×1	RH7	2P	5	82	13	29	8.5	6.5	9	6
PN140150P	M14×1.5	RH8	4P	5	88	20	31	10.5	8	11	6
PN140150B	M14×1.5	RH8	2P	5	88	20	31	10.5	8	11	6
PN140125P	M14×1.25	RH7	4P	5	88	20	31	10.5	8	11	6
PN140125B	M14×1.25	RH7	2P	5	88	20	31	10.5	8	11	6
PN140100P	M14×1	RH7	4P	5	88	20	31	10.5	8	11	6
PN140100B	M14×1	RH7	2P	5	88	20	31	10.5	8	11	6
PN160150P	M16×1.5	RH8	4P	5	95	20	32	12.5	10	13	6
PN160150B	M16×1.5	RH8	2P	5	95	20	32	12.5	10	13	6
PN160125P	M16×1.25	RH7	4P	5	95	20	32	12.5	10	13	6
PN160125B	M16×1.25	RH7	2P	5	95	20	32	12.5	10	13	6
PN160100P	M16×1	RH7	4P	5	95	20	32	12.5	10	13	6
PN160100B	M16×1	RH7	2P	5	95	20	32	12.5	10	13	6

Tolerances under 6HX standard. Other tolerances and Special tap chamfer custom are available.

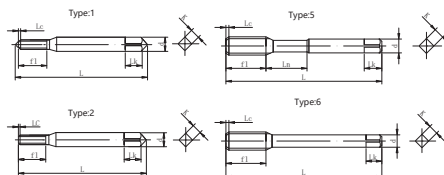
P	P	P	SCM HRC35+	M(SUS)	K(FC)	K(FCD)	N(AL)	N(Cu)	N(ADC)	S(Ti)	S(Ni)	H HRC35+
●	●	●	-	-	-	-	-	-	-	-	-	-



TAPS FOR CARBON STEEL & ALLOY STEEL

JX10-S-NRT JX10 Forming taps with fine thread

2P chamfers, for blind hole
4P chamfers, for through hole



- High-speed steel material;
- TiCN-AL coating, excellent wear resistance.
- Suitable for processing carbon steel and alloy steel below 30HRC.

Item No.	Thread size	Limit	LC	Type	Dimensions (mm)						Flutes
					L	fl	ln	d	k	Lk	
PNU080P	NO.0-80UNF	RH4	4P	1	37	6.5	-	3	2.5	3	-
PNU080B	NO.0-80UNF	RH4	2P	2	35.5	6.5	-	3	2.5	3	-
PNU172P	NO.1-72UNF	RH4	4P	1	37	9	-	3	2.5	3	-
PNU172B	NO.1-72UNF	RH4	2P	2	35.5	9	-	3	2.5	3	-
PNU1032P	NO.10-32UNF	RH7	4P	1	66	20	-	5.5	4.5	7	-
PNU1032B	NO.10-32UNF	RH7	2P	2	63.5	20	-	5.5	4.5	7	-
PNU1228P	NO.12-28UNF	RH7	4P	1	66	23	-	5.5	4.5	7	-
PNU1228B	NO.12-28UNF	RH7	2P	2	63.5	23	-	5.5	4.5	7	-
PNU1428P	1/4-28UNF	RH7	4P	6	62	27	-	6	4.5	7	2
PNU1428B	1/4-28UNF	RH7	2P	6	62	27	-	6	4.5	7	2
PNU51624P	5/16-24UNF	RH7	4P	5	70	11	19	6.1	5	8	3
PNU51624B	5/16-24UNF	RH7	2P	5	70	11	19	6.1	5	8	3
PNU3824P	3/8-24UNF	RH7	4P	5	75	11	32	7	5.5	8	6
PNU3824B	3/8-24UNF	RH7	2P	5	75	11	32	7	5.5	8	6
PNU71620P	7/16-20UNF	RH7	4P	5	80	13	27	8	6	9	6
PNU71620B	7/16-20UNF	RH7	2P	5	80	13	27	8	6	9	6
PNU1220P	1/2-20UNF	RH7	4P	5	85	13	35	9	7	10	6
PNU1220B	1/2-20UNF	RH7	2P	5	85	13	35	9	7	10	6
PNU91618P	9/16-18UNF	RH8	4P	5	90	15	35	10.5	8	11	6
PNU91618B	9/16-18UNF	RH8	2P	5	90	15	35	10.5	8	11	6
PNU5818P	5/8-18UNF	RH8	4P	5	95	23	25	12	9	12	6
PNU5818B	5/8-18UNF	RH8	2P	5	95	23	25	12	9	12	6

Tolerances under 2B standard. Other tolerances and Special tap chamfer custom are available.

P	P	P	SCM HRC35 ↓	M(SUS)	K(FC)	K(FCD)	N(AL)	N(Cu)	N(ADC)	S(Ti)	S(Ni)	H HRC35 ↑
●	●	●	-	-	-	-	-	-	-	-	-	-

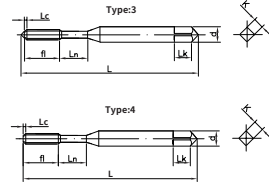


JX10-BK-NRT

JX10 Forming taps with long neck

2P chamfers, for blind hole
4P chamfers, for through hole

- High-speed steel material;
- TiCN-AL coating, excellent wear resistance.
- Suitable for processing carbon steel and alloy steel below 30HRC.



Item No.	Thread size	Limit	LC	Type	Dimensions(mm)						Flutes
					L	fl	ln	d	k	Lk	
PBK0204P	M2×0.4	RH5	4P	3	45	7	6	3	2.5	3	-
PBK0204B	M2×0.4	RH5	2P	4	43.5	7	6	3	2.5	3	-
PBK025045P	M2.5×0.45	RH5	4P	3	45	8	7	3	2.5	3	-
PBK025045B	M2.5×0.45	RH5	2P	4	43.5	8	7	3	2.5	3	-
PBK0305P	M3×0.5	RH7	4P	3	50	10	8	4	3.2	6	-
PBK0305B	M3×0.5	RH7	2P	4	48	10	8	4	3.2	6	-
PBK03506P	M3.5×0.6	RH7	4P	3	50	10	8	4	3.2	6	-
PBK03506B	M3.5×0.6	RH7	2P	4	48	10	8	4	3.2	6	-
PBK0407P	M4×0.7	RH7	4P	3	57	11	9	5	4	7	-
PBK0407B	M4×0.7	RH7	2P	4	55	11	9	5	4	7	-
PBK045075P	M4.5×0.75	RH7	4P	3	57	11	9	5	4	7	-
PBK045075B	M4.5×0.75	RH7	2P	4	55	11	9	5	4	7	-
PBK0508P	M5×0.8	RH7	4P	3	66	12	10	5.5	4.5	7	-
PBK0508B	M5×0.8	RH7	2P	4	63.5	12	10	5.5	4.5	7	-
PBK0610P	M6×1	RH7	4P	3	69	12	12	6	4.5	7	2
PBK0610B	M6×1	RH7	2P	4	66	12	12	6	4.5	7	2

Tolerances under 6H standard. Other tolerances and Special tap chamfer custom are available.

P	P	P	SCM HRC35↓	M(SUS)	K(FC)	K(FCD)	N(AL)	N(Cu)	N(ADC)	S(Ti)	S(Ni)	H HRC35↑
●	●	●	-	-	-	-	-	-	-	-	-	-



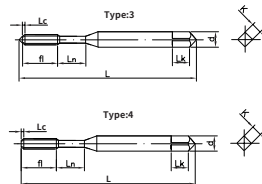
TAPS FOR CARBON STEEL & ALLOY STEEL

JX10-BK-NRT

JX10 Forming taps with long neck

2P chamfers, for blind hole
4P chamfers, for through hole

- High-speed steel material;
- TiCN-AL coating, excellent wear resistance.
- Suitable for processing carbon steel and alloy steel below 30HRC.



Item No.	Thread size	Limit	LC	Type	Dimensions (mm)						Flutes
					L	fl	Ln	d	k	Lk	
PUBK440P	NO.4-40UNC	RH4	4P	3	45	9	7	3	2.5	3	-
PUBK440B	NO.4-40UNC	RH4	2P	4	43.5	9	7	3	2.5	3	-
PUBK540P	NO.5-40UNC	RH4	4P	3	50	10	8	4	3.2	6	-
PUBK540B	NO.5-40UNC	RH4	2P	4	48	10	8	4	3.2	6	-
PUBK632P	NO.6-32UNC	RH7	4P	3	50	10	8	4	3.2	6	-
PUBK632B	NO.6-32UNC	RH7	2P	4	48	10	8	4	3.2	6	-
PUBK832P	NO.8-32UNC	RH7	4P	3	57	11	9	5	4	7	-
PUBK832B	NO.8-32UNC	RH7	2P	4	55	11	9	5	4	7	-
PUBK1024P	NO.10-24UNC	RH7	4P	3	66	12	10	5.5	4.5	7	-
PUBK1024B	NO.10-24UNC	RH7	2P	4	63.5	12	10	5.5	4.5	7	-
PUBK1224P	NO.12-24UNC	RH7	4P	3	66	12	12	5.5	4.5	7	-
PUBK1224B	NO.12-24UNC	RH7	2P	4	63.5	12	12	5.5	4.5	7	-

Tolerances under 2B standard. Other tolerances and Special tap chamfer custom are available.

P	P	P	SCM HRC35 ↓	M(SUS)	K(FC)	K(FCD)	N(AL)	N(Cu)	N(ADC)	S(Ti)	S(Ni)	H HRC35 ↑
●	●	●	-	-	-	-	-	-	-	-	-	-

TAPS FOR CARBON STEEL & ALLOY STEEL

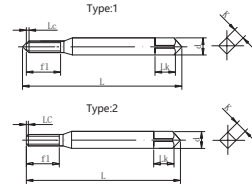


JX10-LH-NRT

JX10 Forming taps with LH thread

2P chamfers, for blind hole
4P chamfers, for through hole

- ⊙ High-speed steel material;
- ⊙ TiCN-AL coating, excellent wear resistance.
- ⊙ Suitable for processing carbon steel and alloy steel below 30HRC.



Item No.	Thread size	Limit	LC	Type	Dimensions (mm)						Flutes
					L	fl	In	d	k	Lk	
PLH01025P	M1×0.25	RH4	4P	1	32	4.5	-	3	2.5	3	-
PLH01025B	M1×0.25	RH4	2P	2	31	3.5	-	3	2.5	3	-
PLH012025P	M1.2×0.25	RH4	4P	1	32	4.5	-	3	2.5	3	-
PLH012025B	M1.2×0.25	RH4	2P	2	31	3.5	-	3	2.5	3	-
PLH014030P	M1.4×0.3	RH4	4P	1	37	6.5	-	3	2.5	3	-
PLH014030B	M1.4×0.3	RH4	2P	2	36	6.5	-	3	2.5	3	-
PLH016035P	M1.6×0.35	RH4	4P	1	37	8	-	3	2.5	3	-
PLH016035B	M1.6×0.35	RH4	2P	2	35.5	8	-	3	2.5	3	-
PLH017035P	M1.7×0.35	RH4	4P	1	37	8	-	3	2.5	3	-
PLH017035B	M1.7×0.35	RH4	2P	2	35.5	8	-	3	2.5	3	-
PLH02040P	M2×0.4	RH5	4P	1	45	10	-	3	2.5	3	-
PLH02040B	M2×0.4	RH5	2P	2	43.5	10	-	3	2.5	3	-
PLH02304P	M2.3×0.4	RH5	4P	1	45	10	-	3	2.5	3	-
PLH02304B	M2.3×0.4	RH5	2P	2	43.5	10	-	3	2.5	3	-
PLH025045P	M2.5×0.45	RH5	4P	1	45	13	-	3	2.5	3	-
PLH025045B	M2.5×0.45	RH5	2P	2	43.5	13	-	3	2.5	3	-
PLH026045P	M2.6×0.45	RH5	4P	1	45	13	-	3	2.5	3	-
PLH026045B	M2.6×0.45	RH5	2P	2	43.5	13	-	3	2.5	3	-
PLH03050P	M3×0.5	RH7	4P	1	50	16	-	4	3.2	6	-
PLH03050B	M3×0.5	RH7	2P	2	48	16	-	4	3.2	6	-
PLH03506P	M3.5×0.6	RH7	4P	1	50	16	-	4	3.2	6	-
PLH03506B	M3.5×0.6	RH7	2P	2	48	16	-	4	3.2	6	-
PLH04070P	M4×0.7	RH7	4P	1	57	18	-	5	4	7	-
PLH04070B	M4×0.7	RH7	2P	2	55	18	-	5	4	7	-
PLH05080P	M5×0.8	RH7	4P	1	66	20	-	5.5	4.5	7	-
PLH05080B	M5×0.8	RH7	2P	2	63.5	20	-	5.5	4.5	7	-
PLH06100P	M6×1	RH7	4P	1	69	27	-	6	4.5	7	2
PLH06100B	M6×1	RH7	2P	2	66.5	27	-	6	4.5	7	2

Tolerances under 6HX standard. Other tolerances and Special tap chamfer custom are available.

P	P	P	SCM HRC35 ↓	M(SUS)	K(FC)	K(FCD)	N(AL)	N(Cu)	N(ADC)	S(Ti)	S(Ni)	H HRC35 ↑
●	●	●	-	-	-	-	-	-	-	-	-	-

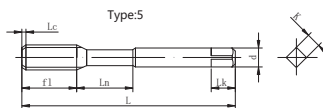


TAPS FOR CARBON STEEL & ALLOY STEEL

JX10-LH-NRT

JX10 Forming taps with LH thread

2P chamfers, for blind hole
4P chamfers, for through hole



- High-speed steel material;
- TiCN-AL coating, excellent wear resistance.
- Suitable for processing carbon steel and alloy steel below 30HRC.

Item No.	Thread size	Limit	LC	Type	Dimensions (mm)						Flutes
					L	fl	ln	d	k	Lk	
PLH07100P	M7×1	RH7	4P	5	70	13	10	6.2	5	8	2
PLH07100B	M7×1	RH7	2P	5	70	13	10	6.2	5	8	2
PLH08125P	M8×1.25	RH7	4P	5	70	13	23	6.2	5	8	3
PLH08125B	M8×1.25	RH7	2P	5	70	13	23	6.2	5	8	3
PLH10150P	M10×1.5	RH8	4P	5	75	15	28	7	5.5	8	6
PLH10150B	M10×1.5	RH8	2P	5	75	15	28	7	5.5	8	6
PLH12175P	M12×1.75	RH9	4P	5	82	17	25	8.5	6.5	9	6
PLH12175B	M12×1.75	RH9	2P	5	82	17	25	8.5	6.5	9	6
PLH14200P	M14×2	RH10	4P	5	88	20	31	10.5	8	11	6
PLH14200B	M14×2	RH10	2P	5	88	20	31	10.5	8	11	6
PLH16200P	M16×2	RH10	4P	5	95	20	32	12.5	10	13	6
PLH16200B	M16×2	RH10	2P	5	95	20	32	12.5	10	13	6

Tolerances under 6HX standard. Other tolerances and Special tap chamfer custom are available.

P	P	P	SCM HRC35 ↓	M(SUS)	K(FC)	K(FCD)	N(AL)	N(Cu)	N(ADC)	S(Ti)	S(Ni)	H HRC35 ↑
●	●	●	-	-	-	-	-	-	-	-	-	-

TAPS FOR CARBON STEEL & ALLOY STEEL

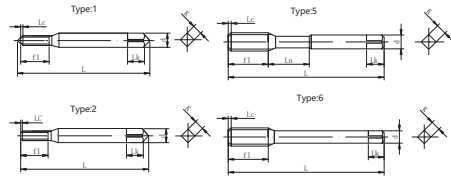


JX10-LH-NRT

JX10 Forming taps with LH thread

2P chamfers, for blind hole
4P chamfers, for through hole

- High-speed steel material;
- TiCN-AL coating, excellent wear resistance.
- Suitable for processing carbon steel and alloy steel below 30HRC.



Item No.	Thread size	Limit	LC	Type	Dimensions (mm)							Flutes
					L	fl	ln	d	k	Lk		
PULH164P	NO.1-64UNC	RH4	4P	1	37	9	-	3	2.5	3	-	
PULH164B	NO.1-64UNC	RH4	2P	2	35.5	9	-	3	2.5	3	-	
PULH256P	NO.2-56UNC	RH4	4P	1	45	12	-	3	2.5	3	-	
PULH256B	NO.2-56UNC	RH4	2P	2	43.5	12	-	3	2.5	3	-	
PULH348P	NO.3-48UNC	RH4	4P	1	45	15	-	3	2.5	3	-	
PULH348B	NO.3-48UNC	RH4	2P	2	43.5	15	-	3	2.5	3	-	
PULH440P	NO.4-40UNC	RH4	4P	1	45	15	-	3	2.5	3	-	
PULH440B	NO.4-40UNC	RH4	2P	2	43.5	15	-	3	2.5	3	-	
PULH540P	NO.5-40UNC	RH4	4P	1	50	15	-	4	3.2	6	-	
PULH540B	NO.5-40UNC	RH4	2P	2	48	15	-	4	3.2	6	-	
PULH632P	NO.6-32UNC	RH7	4P	1	50	16	-	4	3.2	6	-	
PULH632B	NO.6-32UNC	RH7	2P	2	48	16	-	4	3.2	6	-	
PULH832P	NO.8-32UNC	RH7	4P	1	57	18	-	5	4	7	-	
PULH832B	NO.8-32UNC	RH7	2P	2	54.5	18	-	5	4	7	-	
PULH1024P	NO.10-24UNC	RH7	4P	1	66	20	-	5.5	4.5	7	-	
PULH1024B	NO.10-24UNC	RH7	2P	2	63.5	20	-	5.5	4.5	7	-	
PULH1224P	NO.12-24UNC	RH7	4P	1	66	23	-	5.5	4.5	7	-	
PULH1224B	NO.12-24UNC	RH7	2P	2	63.5	23	-	5.5	4.5	7	-	
PULH1420P	1/4-20UNC	RH7	4P	6	62	27	-	6	4.5	7	2	
PULH1420B	1/4-20UNC	RH7	2P	6	62	27	-	6	4.5	7	2	
PULH51618P	5/16-18UNC	RH8	4P	5	70	15	15	6.1	5	8	3	
PULH51618B	5/16-18UNC	RH8	2P	5	70	15	15	6.1	5	8	3	
PULH3816P	3/8-16UNC	RH8	4P	5	75	16	27	7	5.5	8	6	
PULH3816B	3/8-16UNC	RH8	2P	5	75	16	27	7	5.5	8	6	
PULH71614P	7/16-14UNC	RH8	4P	5	80	20	20	8	6	9	6	
PULH71614B	7/16-14UNC	RH8	2P	5	80	20	20	8	6	9	6	
PULH1213P	1/2-13UNC	RH8	4P	5	85	21	27	9	7	10	6	
PULH1213B	1/2-13UNC	RH8	2P	5	85	21	27	9	7	10	6	
PULH91612P	9/16-12UNC	RH9	4P	5	90	21	29	10.5	8	11	6	
PULH91612B	9/16-12UNC	RH9	2P	5	90	21	29	10.5	8	11	6	
PULH5811P	5/8-11UNC	RH10	4P	5	95	23	25	12	9	12	6	
PULH5811B	5/8-11UNC	RH10	2P	5	95	23	25	12	9	12	6	

Tolerances under 2B standard. Other tolerances and Special tap chamfer custom are available.

P	P	P	SCM HRC35 ↓	M(SUS)	K(FC)	K(FCD)	N(AL)	N(Cu)	N(ADC)	S(Ti)	S(Ni)	H HRC35 ↑
●	●	●	-	-	-	-	-	-	-	-	-	-



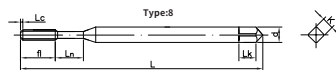
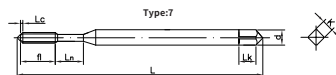
TAPS FOR CARBON STEEL & ALLOY STEEL

JX10-L-NRT

JX10 Forming taps with long shank

2P chamfers, for blind hole
4P chamfers, for through hole

- High-speed steel material;
- TICN-AL coating, excellent wear resistance.
- Suitable for processing carbon steel and alloy steel below 30HRC.



Item No.	Thread size	Limit	LC	Type	Dimensions (mm)						Flutes
					L	fl	In	d	k	Lk	
PN020480P	M2×0.4	RH5	4P	7	80	7	6	3	2.5	5	-
PN020480B	M2×0.4	RH5	2P	8	78	7	6	3	2.5	5	-
PN0204100P	M2×0.4	RH5	4P	7	100	7	6	3	2.5	5	-
PN0204100B	M2×0.4	RH5	2P	8	98	7	6	3	2.5	5	-
PN0204120P	M2×0.4	RH5	4P	7	120	7	6	3	2.5	5	-
PN0204120B	M2×0.4	RH5	2P	8	118	7	6	3	2.5	5	-
PN02504580P	M2.5×0.45	RH5	4P	7	80	8	7	3	2.5	5	-
PN02504580B	M2.5×0.45	RH5	2P	8	78	8	7	3	2.5	5	-
PN025045100P	M2.5×0.45	RH5	4P	7	100	8	7	3	2.5	5	-
PN025045100B	M2.5×0.45	RH5	2P	8	98	8	7	3	2.5	5	-
PN025045120P	M2.5×0.45	RH5	4P	7	120	8	7	3	2.5	5	-
PN025045120B	M2.5×0.45	RH5	2P	8	118	8	7	3	2.5	5	-
PN030580P	M3×0.5	RH7	4P	7	80	10	8	4	3.2	6	-
PN030580B	M3×0.5	RH7	2P	8	78	10	8	4	3.2	6	-
PN0305100P	M3×0.5	RH7	4P	7	100	10	8	4	3.2	6	-
PN0305100B	M3×0.5	RH7	2P	8	98	10	8	4	3.2	6	-
PN0305120P	M3×0.5	RH7	4P	7	120	10	8	4	3.2	6	-
PN0305120B	M3×0.5	RH7	2P	8	118	10	8	4	3.2	6	-
PN0305150P	M3×0.5	RH7	4P	7	150	10	8	4	3.2	6	-
PN0305150B	M3×0.5	RH7	2P	8	148	10	8	4	3.2	6	-
PN0350680P	M3.5×0.6	RH7	4P	7	80	10	8	4	3.2	6	-
PN0350680B	M3.5×0.6	RH7	2P	8	78	10	8	4	3.2	6	-
PN03506100P	M3.5×0.6	RH7	4P	7	100	10	8	4	3.2	6	-
PN03506100B	M3.5×0.6	RH7	2P	8	98	10	8	4	3.2	6	-
PN03506120P	M3.5×0.6	RH7	4P	7	120	10	8	4	3.2	6	-
PN03506120B	M3.5×0.6	RH7	2P	8	118	10	8	4	3.2	6	-
PN03506150P	M3.5×0.6	RH7	4P	7	150	10	8	4	3.2	6	-
PN03506150B	M3.5×0.6	RH7	2P	8	148	10	8	4	3.2	6	-
PN040780P	M4×0.7	RH7	4P	7	80	11	9	5	4	7	-
PN040780B	M4×0.7	RH7	2P	8	78	11	9	5	4	7	-
PN0407100P	M4×0.7	RH7	4P	7	100	11	9	5	4	7	-
PN0407100B	M4×0.7	RH7	2P	8	98	11	9	5	4	7	-
PN0407120P	M4×0.7	RH7	4P	7	120	11	9	5	4	7	-
PN0407120B	M4×0.7	RH7	2P	8	118	11	9	5	4	7	-
PN0407150P	M4×0.7	RH7	4P	7	150	11	9	5	4	7	-
PN0407150B	M4×0.7	RH7	2P	8	148	11	9	5	4	7	-

P	P	P	SCM HRC35 ↓	M(SUS)	K(FC)	K(FCD)	N(AL)	N(Cu)	N(ADC)	S(Ti)	S(Ni)	H HRC35 ↑
●	●	●	-	-	-	-	-	-	-	-	-	-

TAPS FOR CARBON STEEL & ALLOY STEEL

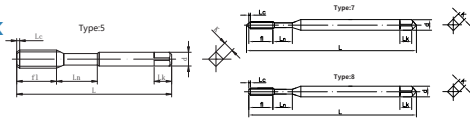


JX10-L-NRT

JX10 Forming taps with long shank

2P chamfers, for blind hole
4P chamfers, for through hole

- High-speed steel material;
- TiCN-AL coating, excellent wear resistance.
- Suitable for processing carbon steel and alloy steel below 30HRC.



Item No.	Thread size	Limit	LC	Type	Dimensions (mm)						Flutes
					L	fl	In	d	k	Lk	
PN04507580P	M4.5×0.75	RH7	4P	7	80	11	9	5	4	7	-
PN04507580B	M4.5×0.75	RH7	2P	8	78	11	9	5	4	7	-
PN045075100P	M4.5×0.75	RH7	4P	7	100	11	9	5	4	7	-
PN045075100B	M4.5×0.75	RH7	2P	8	98	11	9	5	4	7	-
PN045075120P	M4.5×0.75	RH7	4P	7	120	11	9	5	4	7	-
PN045075120B	M4.5×0.75	RH7	2P	8	118	11	9	5	4	7	-
PN045075150P	M4.5×0.75	RH7	4P	7	150	11	9	5	4	7	-
PN045075150B	M4.5×0.75	RH7	2P	8	148	11	9	5	4	7	-
PN050880P	M5×0.8	RH7	4P	7	80	12	10	5.5	4.5	7	-
PN050880B	M5×0.8	RH7	2P	8	78	12	10	5.5	4.5	7	-
PN0508100P	M5×0.8	RH7	4P	7	100	12	10	5.5	4.5	7	-
PN0508100B	M5×0.8	RH7	2P	8	98	12	10	5.5	4.5	7	-
PN0508120P	M5×0.8	RH7	4P	7	120	12	10	5.5	4.5	7	-
PN0508120B	M5×0.8	RH7	2P	8	118	12	10	5.5	4.5	7	-
PN0508150P	M5×0.8	RH7	4P	7	150	12	10	5.5	4.5	7	-
PN0508150B	M5×0.8	RH7	2P	8	148	12	10	5.5	4.5	7	-
PN061080P	M6×1	RH7	4P	7	80	12	12	6	4.5	7	2
PN061080B	M6×1	RH7	2P	8	78	12	12	6	4.5	7	2
PN0610100P	M6×1	RH7	4P	7	100	12	12	6	4.5	7	2
PN0610100B	M6×1	RH7	2P	8	98	12	12	6	4.5	7	2
PN0610120P	M6×1	RH7	4P	7	120	12	12	6	4.5	7	2
PN0610120B	M6×1	RH7	2P	8	118	12	12	6	4.5	7	2
PN0610150P	M6×1	RH7	4P	7	150	12	12	6	4.5	7	2
PN0610150B	M6×1	RH7	2P	8	148	12	12	6	4.5	7	2
PN0710100B	M7×1	RH7	2P	5	100	13	10	6.2	5	8	2
PN0710120B	M7×1	RH7	2P	5	120	13	10	6.2	5	8	2
PN0710150B	M7×1	RH7	2P	5	150	13	10	6.2	5	8	2
PN08125100B	M8×1.25	RH7	2P	5	100	13	23	6.2	5	8	3
PN08125120B	M8×1.25	RH7	2P	5	120	13	23	6.2	5	8	3
PN08125150B	M8×1.25	RH7	2P	5	150	13	23	6.2	5	8	3
PN0810100B	M8×1	RH7	2P	5	100	13	23	6.2	5	8	3
PN0810120B	M8×1	RH7	2P	5	120	13	23	6.2	5	8	3
PN0810150B	M8×1	RH7	2P	5	150	13	23	6.2	5	8	3
PN1015100B	M10×1.5	RH8	2P	5	100	15	28	7	5.5	8	6
PN1015120B	M10×1.5	RH8	2P	5	120	15	28	7	5.5	8	6
PN1015150B	M10×1.5	RH8	2P	5	150	15	28	7	5.5	8	6

P	P	P	SCM HRC35+	M(SUS)	K(FC)	K(FCD)	N(AL)	N(Cu)	N(ADC)	S(Ti)	S(Ni)	H HRC35+
●	●	●	-	-	-	-	-	-	-	-	-	-



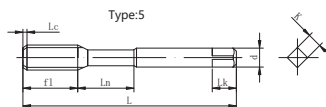
TAPS FOR CARBON STEEL & ALLOY STEEL

JX10-L-NRT

JX10 Forming taps with long shank

2P chamfers, for blind hole
4P chamfers, for through hole

- High-speed steel material;
- TICN-AL coating, excellent wear resistance.
- Suitable for processing carbon steel and alloy steel below 30HRC.



Item No.	Thread size	Limit	LC	Type	Dimensions (mm)						Flutes
					L	fl	Ln	d	k	Lk	
PN10125100B	M10×1.25	RH7	2P	5	100	13	30	7	5.5	8	6
PN10125120B	M10×1.25	RH7	2P	5	120	13	30	7	5.5	8	6
PN10125150B	M10×1.25	RH7	2P	5	150	13	30	7	5.5	8	6
PN1010100B	M10×1	RH7	2P	5	100	13	30	7	5.5	8	6
PN1010120B	M10×1	RH7	2P	5	120	13	30	7	5.5	8	6
PN1010150B	M10×1	RH7	2P	5	150	13	30	7	5.5	8	6
PN12175100B	M12×1.75	RH9	2P	5	100	17	25	8.5	6.5	9	6
PN12175120B	M12×1.75	RH9	2P	5	120	17	25	8.5	6.5	9	6
PN12175150B	M12×1.75	RH9	2P	5	150	17	25	8.5	6.5	9	6
PN1215100B	M12×1.5	RH8	2P	5	100	17	25	8.5	6.5	9	6
PN1215120B	M12×1.5	RH8	2P	5	120	17	25	8.5	6.5	9	6
PN1215150B	M12×1.5	RH8	2P	5	150	17	25	8.5	6.5	9	6
PN12125100B	M12×1.25	RH7	2P	5	100	13	29	8.5	6.5	9	6
PN12125120B	M12×1.25	RH7	2P	5	120	13	29	8.5	6.5	9	6
PN12125150B	M12×1.25	RH7	2P	5	150	13	29	8.5	6.5	9	6
PN1210100B	M12×1	RH7	2P	5	100	13	29	8.5	6.5	9	6
PN1210120B	M12×1	RH7	2P	5	120	13	29	8.5	6.5	9	6
PN1210150B	M12×1	RH7	2P	5	150	13	29	8.5	6.5	9	6
PN1420120B	M14×2	RH10	2P	5	120	20	31	10.5	8	11	6
PN1420150B	M14×2	RH10	2P	5	150	20	31	10.5	8	11	6
PN1415120B	M14×1.5	RH8	2P	5	120	20	31	10.5	8	11	6
PN1415150B	M14×1.5	RH8	2P	5	150	20	31	10.5	8	11	6
PN14125120B	M14×1.25	RH7	2P	5	120	20	31	10.5	8	11	6
PN14125150B	M14×1.25	RH7	2P	5	150	20	31	10.5	8	11	6
PN1410120B	M14×1	RH7	2P	5	120	20	31	10.5	8	11	6
PN1410150B	M14×1	RH7	2P	5	150	20	31	10.5	8	11	6
PN1620120B	M16×2	RH10	2P	5	120	20	32	12.5	10	13	6
PN1620150B	M16×2	RH10	2P	5	150	20	32	12.5	10	13	6
PN1615120B	M16×1.5	RH8	2P	5	120	20	32	12.5	10	13	6
PN1615150B	M16×1.5	RH8	2P	5	150	20	32	12.5	10	13	6
PN16125120B	M16×1.25	RH7	2P	5	120	20	32	12.5	10	13	6
PN16125150B	M16×1.25	RH7	2P	5	150	20	32	12.5	10	13	6
PN1610120B	M16×1	RH7	2P	5	120	20	32	12.5	10	13	6
PN1610150B	M16×1	RH7	2P	5	150	20	32	12.5	10	13	6

Tolerances under 6H standard. Other tolerances and Special tap chamfer custom are available.

P	P	P	SCM HRC35 ↓	M(SUS)	K(FC)	K(FCD)	N(AL)	N(Cu)	N(ADC)	S(Ti)	S(Ni)	H HRC35 ↑
●	●	●	-	-	-	-	-	-	-	-	-	-

TAPS FOR CARBON STEEL & ALLOY STEEL

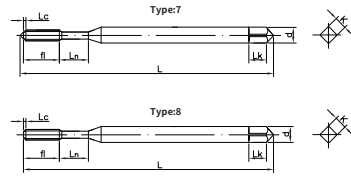


JX10-L-NRT

JX10 Forming taps with long shank

2P chamfers, for blind hole
4P chamfers, for through hole

- High-speed steel material;
- TiCN-AL coating, excellent wear resistance.
- Suitable for processing carbon steel and alloy steel below 30HRC.



Item No.	Thread size	Limit	LC	Type	Dimensions (mm)							Flutes
					L	fl	ln	d	k	Lk		
PNU44080P	NO.4-40UNC	RH4	4P	7	80	9	7	3	2.5	5	-	
PNU44080B	NO.4-40UNC	RH4	2P	8	78	9	7	3	2.5	5	-	
PNU440100P	NO.4-40UNC	RH4	4P	7	100	9	7	3	2.5	5	-	
PNU440100B	NO.4-40UNC	RH4	2P	8	98	9	7	3	2.5	5	-	
PNU440120P	NO.4-40UNC	RH4	4P	7	120	9	7	3	2.5	5	-	
PNU440120B	NO.4-40UNC	RH4	2P	8	118	9	7	3	2.5	5	-	
PNU54080P	NO.5-40UNC	RH4	4P	7	80	10	8	4	3.2	6	-	
PNU54080B	NO.5-40UNC	RH4	2P	8	78	10	8	4	3.2	6	-	
PNU540100P	NO.5-40UNC	RH4	4P	7	100	10	8	4	3.2	6	-	
PNU540100B	NO.5-40UNC	RH4	2P	8	98	10	8	4	3.2	6	-	
PNU540120P	NO.5-40UNC	RH4	4P	7	120	10	8	4	3.2	6	-	
PNU540120B	NO.5-40UNC	RH4	2P	8	118	10	8	4	3.2	6	-	
PNU63280P	NO.6-32UNC	RH7	4P	7	80	10	8	4	3.2	6	-	
PNU63280B	NO.6-32UNC	RH7	2P	8	78	10	8	4	3.2	6	-	
PNU632100P	NO.6-32UNC	RH7	4P	7	100	10	8	4	3.2	6	-	
PNU632100B	NO.6-32UNC	RH7	2P	8	98	10	8	4	3.2	6	-	
PNU632120P	NO.6-32UNC	RH7	4P	7	120	10	8	4	3.2	6	-	
PNU632120B	NO.6-32UNC	RH7	2P	8	118	10	8	4	3.2	6	-	
PNU632150P	NO.6-32UNC	RH7	4P	7	150	10	8	4	3.2	6	-	
PNU632150B	NO.6-32UNC	RH7	2P	8	148	10	8	4	3.2	6	-	
PNU83280P	NO.8-32UNC	RH7	4P	7	80	11	9	5	4	7	-	
PNU83280B	NO.8-32UNC	RH7	2P	8	78	11	9	5	4	7	-	
PNU832100P	NO.8-32UNC	RH7	4P	7	100	11	9	5	4	7	-	
PNU832100B	NO.8-32UNC	RH7	2P	8	98	11	9	5	4	7	-	
PNU832120P	NO.8-32UNC	RH7	4P	7	120	11	9	5	4	7	-	
PNU832120B	NO.8-32UNC	RH7	2P	8	118	11	9	5	4	7	-	
PNU832150P	NO.8-32UNC	RH7	4P	7	150	11	9	5	4	7	-	
PNU832150B	NO.8-32UNC	RH7	2P	8	148	11	9	5	4	7	-	
PNU102480P	NO.10-24UNC	RH7	4P	7	80	12	10	5.5	4.5	7	-	
PNU102480B	NO.10-24UNC	RH7	2P	8	78	12	10	5.5	4.5	7	-	
PNU1024100P	NO.10-24UNC	RH7	4P	7	100	12	10	5.5	4.5	7	-	
PNU1024100B	NO.10-24UNC	RH7	2P	8	98	12	10	5.5	4.5	7	-	
PNU1024120P	NO.10-24UNC	RH7	4P	7	120	12	10	5.5	4.5	7	-	
PNU1024120B	NO.10-24UNC	RH7	2P	8	118	12	10	5.5	4.5	7	-	
PNU1024150P	NO.10-24UNC	RH7	4P	7	150	12	10	5.5	4.5	7	-	
PNU1024150B	NO.10-24UNC	RH7	2P	8	148	12	10	5.5	4.5	7	-	

P	P	P	SCM HRC35+	M(SUS)	K(FC)	K(FCD)	N(AL)	N(Cu)	N(ADC)	S(Ti)	S(Ni)	H HRC35+
●	●	●	-	-	-	-	-	-	-	-	-	-

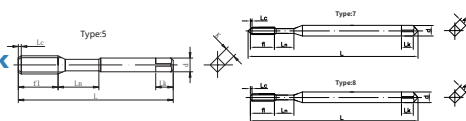


TAPS FOR CARBON STEEL & ALLOY STEEL

JX10-L-NRT

JX10 Forming taps with long shank

2P chamfers, for blind hole
4P chamfers, for through hole



- High-speed steel material;
- TiCN-AL coating, excellent wear resistance.
- Suitable for processing carbon steel and alloy steel below 30HRC.

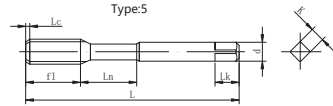
Item No.	Thread size	Limit	LC	Type	Dimensions (mm)						Flutes
					L	fl	In	d	k	Lk	
PNU122480P	NO.12-24UNC	RH7	4P	7	80	12	12	5.5	4.5	7	-
PNU122480B	NO.12-24UNC	RH7	2P	8	78	12	12	5.5	4.5	7	-
PNU1224100P	NO.12-24UNC	RH7	4P	7	100	12	12	5.5	4.5	7	-
PNU1224100B	NO.12-24UNC	RH7	2P	8	98	12	12	5.5	4.5	7	-
PNU1224120P	NO.12-24UNC	RH7	4P	7	120	12	12	5.5	4.5	7	-
PNU1224120B	NO.12-24UNC	RH7	2P	8	118	12	12	5.5	4.5	7	-
PNU1224150P	NO.12-24UNC	RH7	4P	7	150	12	12	5.5	4.5	7	-
PNU1224150B	NO.12-24UNC	RH7	2P	8	148	12	12	5.5	4.5	7	-
PNU1420100B	1/4-20UNC	RH7	2P	5	100	12	12	6	4.5	7	2
PNU1420120B	1/4-20UNC	RH7	2P	5	120	12	12	6	4.5	7	2
PNU1420150B	1/4-20UNC	RH7	2P	5	150	12	12	6	4.5	7	2
PNU1428100B	1/4-28UNF	RH7	2P	5	100	12	12	6	4.5	7	2
PNU1428120B	1/4-28UNF	RH7	2P	5	120	12	12	6	4.5	7	2
PNU1428150B	1/4-28UNF	RH7	2P	5	150	12	12	6	4.5	7	2
PNU51618100B	5/16-18UNC	RH8	2P	5	100	15	15	6.1	5	8	3
PNU51618120B	5/16-18UNC	RH8	2P	5	120	15	15	6.1	5	8	3
PNU51618150B	5/16-18UNC	RH8	2P	5	150	15	15	6.1	5	8	3
PNU51624100B	5/16-24UNF	RH7	2P	5	100	11	19	6.1	5	8	3
PNU51624120B	5/16-24UNF	RH7	2P	5	120	11	19	6.1	5	8	3
PNU51624150B	5/16-24UNF	RH7	2P	5	150	11	19	6.1	5	8	3
PNU3816100B	3/8-16UNC	RH8	2P	5	100	16	27	7	5.5	8	6
PNU3816120B	3/8-16UNC	RH8	2P	5	120	16	27	7	5.5	8	6
PNU3816150B	3/8-16UNC	RH8	2P	5	150	16	27	7	5.5	8	6
PNU3824100B	3/8-24UNF	RH7	2P	5	100	11	32	7	5.5	8	6
PNU3824120B	3/8-24UNF	RH7	2P	5	120	11	32	7	5.5	8	6
PNU3824150B	3/8-24UNF	RH7	2P	5	150	11	32	7	5.5	8	6
PNU71614100B	7/16-14UNC	RH8	2P	5	100	20	20	8	6	9	6
PNU71614120B	7/16-14UNC	RH8	2P	5	120	20	20	8	6	9	6
PNU71614150B	7/16-14UNC	RH8	2P	5	150	20	20	8	6	9	6
PNU71620100B	7/16-20UNF	RH7	2P	5	100	13	27	8	6	9	6
PNU71620120B	7/16-20UNF	RH7	2P	5	120	13	27	8	6	9	6
PNU71620150B	7/16-20UNF	RH7	2P	5	150	13	27	8	6	9	6
PNU1213100B	1/2-13UNC	RH8	2P	5	100	21	27	9	7	10	6
PNU1213120B	1/2-13UNC	RH8	2P	5	120	21	27	9	7	10	6
PNU1213150B	1/2-13UNC	RH8	2P	5	150	21	27	9	7	10	6

P	P	P	SCM HRC35 ↓	M(SUS)	K(FC)	K(FCD)	N(AL)	N(Cu)	N(ADC)	S(Ti)	S(Ni)	H HRC35 ↑
●	●	●	-	-	-	-	-	-	-	-	-	-



JX10-L-NRT

JX10 Forming taps with long shank



2P chamfers, for blind hole
4P chamfers, for through hole

- ⊙ High-speed steel material;
- ⊙ TiCN-AL coating, excellent wear resistance.
- ⊙ Suitable for processing carbon steel and alloy steel below 30HRC.

Item No.	Thread size	Limit	LC	Type	Dimensions(mm)						Flutes
					L	fl	ln	d	k	Lk	
PNU1220100B	1/2-20UNF	RH7	2P	5	100	13	35	9	7	10	6
PNU1220120B	1/2-20UNF	RH7	2P	5	120	13	35	9	7	10	6
PNU1220150B	1/2-20UNF	RH7	2P	5	150	13	35	9	7	10	6
PNU91612120B	9/16-12UNC	RH9	2P	5	120	21	29	10.5	8	11	6
PNU91612150B	9/16-12UNC	RH9	2P	5	150	21	29	10.5	8	11	6
PNU91618120B	9/16-18UNF	RH8	2P	5	120	15	35	10.5	8	11	6
PNU91618150B	9/16-18UNF	RH8	2P	5	150	15	35	10.5	8	11	6
PNU5811120B	5/8-11UNC	RH10	2P	5	120	23	25	12	9	12	6
PNU5811150B	5/8-11UNC	RH10	2P	5	150	23	25	12	9	12	6
PNU5818120B	5/8-18UNF	RH8	2P	5	120	23	25	12	9	12	6
PNU5818150B	5/8-18UNF	RH8	2P	5	150	23	25	12	9	12	6

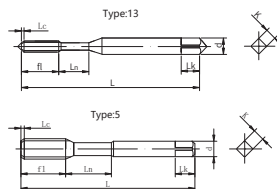
Tolerances under 2B standard. Other tolerances and Special tap chamfer custom are available.

P	P	P	SCM HRC35 ↓	M(SUS)	K(FC)	K(FCD)	N(AL)	N(Cu)	N(ADC)	S(Ti)	S(Ni)	H HRC35 ↑
●	●	●	-	-	-	-	-	-	-	-	-	-



TAPS FOR CARBON STEEL & ALLOY STEEL

X20-SFT X20 Spiral fluted taps



- High-speed steel material
- Complex coating, excellent wear resistance
- Suitable for carbon steel, alloy steel below 35HRC processing

Item No.	Thread size	Limit	LC	Type	Dimensions (mm)						Flutes
					L	fl	ln	d	k	Lk	
X20S04070	M4×0.7	6HX	2.5P	13	63	9	12	4.5	3.4	6	-
X20S05080	M5×0.8	6HX	2.5P	13	70	10	15	6	4.9	8	-
X20S06100	M6×1	6HX	2.5P	13	80	10	20	6	4.9	8	-
X20S07100	M7×1	6HX	2.5P	13	80	10	20	7	5.5	8	-
X20S08125	M8×1.25	6HX	2.5P	5	90	13	22	8	6.2	9	-
X20S08100	M8×1	6HX	2.5P	5	90	13	22	8	6.2	9	-
X20S10150	M10×1.5	6HX	2.5P	5	100	15	24	10	8	11	-
X20S10125	M10×1.25	6HX	2.5P	5	100	15	24	10	8	11	-
X20S10100	M10×1	6HX	2.5P	5	100	15	24	10	8	11	-
X20S12175	M12×1.75	6HX	2.5P	5	110	17	32	9	7	10	-
X20S12150	M12×1.5	6HX	2.5P	5	110	17	32	9	7	10	-
X20S12125	M12×1.25	6HX	2.5P	5	110	17	32	9	7	10	-
X20S12100	M12×1	6HX	2.5P	5	110	17	32	9	7	10	-
X20S14200	M14×2	6HX	2.5P	5	110	20	33	11	9	12	-
X20S14150	M14×1.5	6HX	2.5P	5	110	20	33	11	9	12	-
X20S14125	M14×1.25	6HX	2.5P	5	110	20	33	11	9	12	-
X20S14100	M14×1	6HX	2.5P	5	110	20	33	11	9	12	-
X20S16200	M16×2	6HX	2.5P	5	110	20	34	12	9	12	-
X20S16150	M16×1.5	6HX	2.5P	5	110	20	34	12	9	12	-
X20S16125	M16×1.25	6HX	2.5P	5	110	20	34	12	9	12	-
X20S16100	M16×1	6HX	2.5P	5	110	20	34	12	9	12	-

Tolerances under 6HX standard. Other tolerances and Special tap chamfer custom are available.

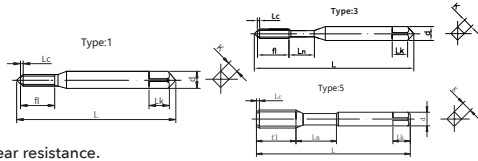
P	P	P	SCM HRC35 ↓	M(SUS)	K(FC)	K(FCD)	N(AL)	N(Cu)	N(ADC)	S(Ti)	S(Ni)	H HRC35 ↑
●	●	●	-	-	-	-	-	-	-	-	-	-

TAPS FOR CARBON STEEL & ALLOY STEEL



SFT45

SFT45 Spiral fluted taps with high spiral



- High-speed steel material;
- TiCN-AL coating, smooth chip removal, excellent wear resistance.
- Suitable for carbon steel, alloy steel below 30HRC processing.

Item No.	Thread size	Limit	LC	Type	Dimensions (mm)						Flutes
					L	fl	In	d	k	Lk	
PS010025	M1×0.25	P1	1.5P	1	37	4.5	-	3	2.5	3	2
PS012025	M1.2×0.25	P1	1.5P	1	37	4.5	-	3	2.5	3	2
PS014030	M1.4×0.3	P1	1.5P	1	37	6.5	-	3	2.5	3	2
PS016035	M1.6×0.35	P2	1.5P	1	37	8	-	3	2.5	3	2
PS020040	M2×0.4	P2	2.5P	1	45	11	-	3	2.5	3	2
PS030050	M2.5×0.45	P2	2.5P	1	45	12	-	3	2.5	3	2
PS030050	M3×0.5	P2	2.5P	3	50	5	13	4	3.2	6	3
PS035060	M3.5×0.6	P2	2.5P	3	50	6	13	4	3.2	6	3
PS040070	M4×0.7	P2	2.5P	3	57	9	11	5	4	7	3
PS050080	M5×0.8	P2	2.5P	3	66	8	17	5.5	4.5	7	3
PS060100	M6×1	P2	2.5P	3	69	12	12	6	4.5	7	3
PS070100	M7×1	P3	2.5P	3	78	13	10	6.2	5	8	3
PS080125	M8×1.25	P3	2.5P	5	70	13	23	6.2	5	8	3
PS080100	M8×1	P3	3.5P	5	70	13	23	6.2	5	8	3
PS100150	M10×1.5	P4	2.5P	5	75	15	28	7	5.5	8	3
PS100125	M10×1.25	P3	2.5P	5	75	13	30	7	5.5	8	3
PS100100	M10×1	P3	2.5P	5	75	13	30	7	5.5	8	3
PS120175	M12×1.75	P4	2.5P	5	82	17	25	8.5	6.5	9	3
PS120150	M12×1.5	P4	2.5P	5	82	17	25	8.5	6.5	9	3
PS120125	M12×1.25	P4	2.5P	5	82	13	29	8.5	6.5	9	3
PS120100	M12×1	P3	2.5P	5	82	13	29	8.5	6.5	9	3
PS140200	M14×2	P5	2.5P	5	88	20	31	10.5	8	11	3
PS140150	M14×1.5	P4	2.5P	5	88	20	31	10.5	8	11	3
PS140125	M14×1.25	P4	2.5P	5	88	20	31	10.5	8	11	3
PS140100	M14×1	P3	2.5P	5	88	20	31	10.5	8	11	3
PS160200	M16×2	P5	2.5P	5	95	20	32	12.5	10	13	3
PS160150	M16×1.5	P4	2.5P	5	95	20	32	12.5	10	13	3
PS160125	M16×1.25	P4	2.5P	5	95	20	32	12.5	10	13	3
PS160100	M16×1	P3	2.5P	5	95	20	32	12.5	10	13	3

Tolerances under 6H standard. Other tolerances and Special tap chamfer custom are available.

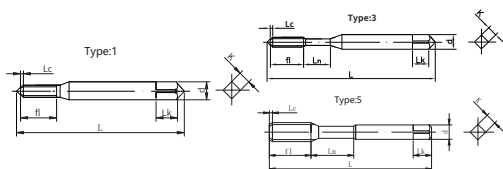
P	P	P	SCM HRC35 ↓	M(SUS)	K(FC)	K(FCD)	N(AL)	N(Cu)	N(ADC)	S(Ti)	S(Ni)	H HRC35 ↑
●	●	●	-	-	-	-	-	-	-	-	-	-



TAPS FOR CARBON STEEL & ALLOY STEEL

SFT45

SFT45 Spiral fluted taps with high spiral



- High-speed steel material;
- TiCN-AL coating, smooth chip removal, excellent wear resistance.
- Suitable for carbon steel, alloy steel below 30HRC processing.

Item No.	Thread size	Limit	LC	Type	Dimensions(mm)						Flutes
					L	fl	In	d	k	Lk	
PSU080	NO.0-80UNF	P1	1.5P	1	37	10	-	3	2.5	3	2
PSU164	NO.1-64UNC	P1	1.5P	1	37	11	-	3	2.5	3	2
PSU256	NO.2-56UNC	P1	2.5P	1	45	12	-	3	2.5	3	2
PSU348	NO.3-48UNC	P1	2.5P	1	45	14	-	3	2.5	3	2
PSU440	NO.4-40UNC	P2	2.5P	1	45	6	10	3	2.5	3	3
PSU540	NO.5-40UNC	P2	2.5P	3	50	7	12	4	3.2	6	3
PSU632	NO.6-32UNC	P2	2.5P	3	50	8	12	4	3.2	6	3
PSU640	NO.6-40UNF	P2	2.5P	3	50	8	12	4	3.2	6	3
PSU832	NO.8-32UNC	P2	2.5P	3	57	8	13.5	5	4	7	3
PSU836	NO.8-36UNF	P2	2.5P	3	57	8	13.5	5	4	7	3
PSU1024	NO.10-24UNC	P2	2.5P	3	66	10	16	5.5	4.5	7	3
PSU1224	NO.12-24UNC	P2	2.5	3	66	10	16	5.5	4.5	7	3
PSU1420	1/4-20UNC	P2	2.5P	3	69	12	17	6	4.5	7	3
PSU1228	1/4-28UNF	P2	2.5P	3	69	12	17	6	4.5	7	3
PSU51618	5/16-18UNC	P3	2.5P	5	70	15	15	6.1	5	8	3
PSU51624	5/16-24UNF	P3	2.5P	5	70	11	19	6.1	5	8	3
PSU3816	3/8-16UNC	P3	2.5P	5	75	16	27	7	5.5	8	3
PSU3824	3/8-24UNF	P3	2.5P	5	75	11	32	7	5.5	8	3
PSU71614	7/16-14UNC	P4	2.5P	5	80	20	20	8	6	9	3
PSU71620	7/16-20UNF	P3	2.5P	5	80	13	27	8	6	9	3
PSU1213	1/2-13UNC	P4	2.5P	5	85	21	27	9	7	10	3
PSU1220	1/2-20UNF	P3	2.5P	5	85	13	35	9	7	10	3
PSU91612	9/16-12UNC	P4	2.5P	5	90	21	29	10.5	8	11	3
PSU91618	9/16-18UNF	P3	2.5P	5	90	15	35	10.5	8	11	3
PSU5811	5/8-11UNC	P4	2.5P	5	95	23	25	12	9	12	3
PSU5818	5/8-18UNF	P3	2.5P	5	95	23	25	12	9	12	3

Tolerances under 2B standard. Other tolerances and Special tap chamfer custom are available.

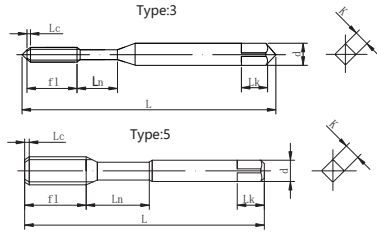
P	P	P	SCM HRC35 ↓	M(SUS)	K(FC)	K(FCD)	N(AL)	N(Cu)	N(ADC)	S(Ti)	S(Ni)	H HRC35 ↑
●	●	●	-	-	-	-	-	-	-	-	-	-



S-SFT

SFT Spiral fluted taps with fine thread

- High-speed steel material;
- TiCN-AL coating, smooth chip removal, excellent wear resistance.
- Suitable for carbon steel, alloy steel below 30HRC processing.



Item No.	Thread size	Limit	LC	Type	Dimensions(mm)						Flutes
					L	fl	Ln	d	k	Lk	
PS030035	M3×0.35	P2	2.5P	3	50	5	13	4	3.2	6	3
PS035035	M3.5×0.35	P2	2.5P	3	50	6	13	4	3.2	6	3
PS040050	M4×0.5	P2	2.5P	3	57	9	11	5	4	7	3
PS050050	M5×0.5	P2	2.5P	3	66	8	17	5.5	4.5	7	3
PS060050	M6×0.5	P2	2.5P	3	69	12	12	6	4.5	7	3
PS060075	M6×0.75	P2	2.5P	3	69	12	12	6	4.5	7	3
PS070075	M7×0.75	P3	2.5P	3	78	13	10	6.2	5	8	3
PS080075	M8×0.75	P3	2.5P	5	70	13	23	6.2	5	8	3
PS100075	M10×0.75	P3	2.5P	5	75	13	30	7	5.5	8	3
PSU640	NO.6-40UNF	P2	2.5P	3	50	8	12	4	3.2	6	3
PSU836	NO.8-36UNF	P2	2.5P	3	57	8	13.5	5	4	7	3

Tolerances under 6H/2B standard. Other tolerances and Special tap chamfer custom are available.

P	P	P	SCM HRC35 ↓	M(SUS)	K(FC)	K(FCD)	N(AL)	N(Cu)	N(ADC)	S(Ti)	S(Ni)	H HRC35 ↑
●	●	●	-	-	-	-	-	-	-	-	-	-

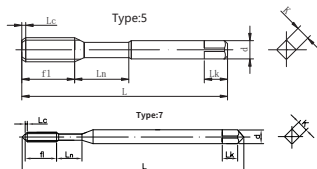


TAPS FOR CARBON STEEL & ALLOY STEEL

L-SFT

SFT Spiral fluted taps with long shank

- High-speed steel material;
- TiCN-AL coating, smooth chip removal, excellent wear resistance.
- Suitable for carbon steel, alloy steel below 30HRC processing.



Item No.	Thread size	Limit	LC	Type	Dimensions (mm)						Flutes
					L	fl	Ln	d	k	Lk	
PS020480	M2×0.4	P2	2.5P	7	80	9	6	3	2.5	5	2
PS0204100	M2×0.4	P2	2.5P	7	100	9	6	3	2.5	5	2
PS02504580	M2.5×0.45	P2	2.5P	7	80	9	6	3	2.5	5	2
PS025045100	M2.5×0.45	P2	2.5P	7	100	9	6	3	2.5	5	2
PS030580	M3×0.5	P2	2.5P	7	80	12	7	4	3.2	6	3
PS0305100	M3×0.5	P2	2.5P	7	100	12	7	4	3.2	6	3
PS0305120	M3×0.5	P2	2.5P	7	120	12	7	4	3.2	6	3
PS0305150	M3×0.5	P2	2.5P	7	150	12	7	4	3.2	6	3
PS0350680	M3.5×0.6	P2	2.5P	7	80	13	7	4	3.2	6	3
PS03506100	M3.5×0.6	P2	2.5P	7	100	13	7	4	3.2	6	3
PS03506120	M3.5×0.6	P2	2.5P	7	120	13	7	4	3.2	6	3
PS03506150	M3.5×0.6	P2	2.5P	7	150	13	7	4	3.2	6	3
PS040780	M4×0.7	P2	2.5P	7	80	14	7	5	4	7	3
PS0407100	M4×0.7	P2	2.5P	7	100	14	7	5	4	7	3
PS0407120	M4×0.7	P2	2.5P	7	120	14	7	5	4	7	3
PS0407150	M4×0.7	P2	2.5P	7	150	14	7	5	4	7	3
PS050880	M5×0.8	P2	2.5P	7	80	16	9	5.5	4.5	7	3
PS0508100	M5×0.8	P2	2.5P	7	100	16	9	5.5	4.5	7	3
PS0508120	M5×0.8	P2	2.5P	7	120	16	9	5.5	4.5	7	3
PS0508150	M5×0.8	P2	2.5P	7	150	16	9	5.5	4.5	7	3
PS061080	M6×1	P2	2.5P	7	80	19.5	9.5	6	4.5	7	3
PS0610100	M6×1	P2	2.5P	7	100	19.5	9.5	6	4.5	7	3
PS0610120	M6×1	P2	2.5P	7	120	19.5	9.5	6	4.5	7	3
PS0610150	M6×1	P2	2.5P	7	150	19.5	9.5	6	4.5	7	3
PS0710100	M7×1	P3	2.5P	7	100	13	10	6.2	5	8	3
PS0710120	M7×1	P3	2.5P	7	120	13	10	6.2	5	8	3
PS0710150	M7×1	P3	2.5P	7	150	13	10	6.2	5	8	3
PS08125100	M8×1.25	P3	2.5P	5	100	22	15	6.2	5	8	3
PS08125120	M8×1.25	P3	2.5P	5	120	22	15	6.2	5	8	3
PS08125150	M8×1.25	P3	2.5P	5	150	22	15	6.2	5	8	3
PS0810100	M8×1	P3	2.5P	5	100	22	15	6.2	5	8	3
PS0810120	M8×1	P3	2.5P	5	120	22	15	6.2	5	8	3
PS0810150	M8×1	P3	2.5P	5	150	22	15	6.2	5	8	3
PS1015100	M10×1.5	P4	2.5P	5	100	24	19	7	5.5	8	3

P	P	P	SCM HRC35 ↓	M(SUS)	K(FC)	K(FCD)	N(AL)	N(Cu)	N(ADC)	S(Ti)	S(Ni)	H HRC35 ↑
●	●	●	-	-	-	-	-	-	-	-	-	-

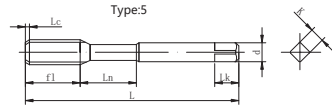
TAPS FOR CARBON STEEL & ALLOY STEEL



L-SFT

SFT Spiral fluted taps with long shank

- High-speed steel material;
- TiCN-AL coating, smooth chip removal, excellent wear resistance.
- Suitable for carbon steel, alloy steel below 30HRC processing.



Item No.	Thread size	Limit	LC	Type	Dimensions (mm)						Flutes
					L	fl	In	d	k	Lk	
PS1015120	M10×1.5	P4	2.5P	5	120	24	19	7	5.5	8	3
PS1015150	M10×1.5	P4	2.5P	5	150	24	19	7	5.5	8	3
PS10125100	M10×1.25	P3	2.5P	5	100	24	19	7	5.5	8	3
PS10125120	M10×1.25	P3	2.5P	5	120	24	19	7	5.5	8	3
PS10125150	M10×1.25	P3	2.5P	5	150	24	19	7	5.5	8	3
PS1010100	M10×1	P3	2.5P	5	100	24	19	7	5.5	8	3
PS1010120	M10×1	P3	2.5P	5	120	24	19	7	5.5	8	3
PS1010150	M10×1	P3	2.5P	5	150	24	19	7	5.5	8	3
PS12175100	M12×1.75	P4	2.5P	5	100	29	17	8.5	6.5	9	3
PS12175120	M12×1.75	P4	2.5P	5	120	29	17	8.5	6.5	9	3
PS12175150	M12×1.75	P4	2.5P	5	150	29	17	8.5	6.5	9	3
PS1215100	M12×1.5	P4	2.5P	5	100	29	17	8.5	6.5	9	3
PS1215120	M12×1.5	P4	2.5P	5	120	29	17	8.5	6.5	9	3
PS1215150	M12×1.5	P4	2.5P	5	150	29	17	8.5	6.5	9	3
PS12125100	M12×1.25	P4	2.5P	5	100	29	17	8.5	6.5	9	3
PS12125120	M12×1.25	P4	2.5P	5	120	29	17	8.5	6.5	9	3
PS12125150	M12×1.25	P4	2.5P	5	150	29	17	8.5	6.5	9	3
PS1210100	M12×1	P3	2.5P	5	100	29	17	8.5	6.5	9	3
PS1210120	M12×1	P3	2.5P	5	120	29	17	8.5	6.5	9	3
PS1210150	M12×1	P3	2.5P	5	150	29	17	8.5	6.5	9	3
PS1420120	M14×2	P5	2.5P	5	120	20	31	10.5	8	11	3
PS1420150	M14×2	P5	2.5P	5	150	20	31	10.5	8	11	3
PS1415120	M14×1.5	P4	2.5P	5	120	20	31	10.5	8	11	3
PS1415150	M14×1.5	P4	2.5P	5	150	20	31	10.5	8	11	3
PS14125120	M14×1.25	P4	2.5P	5	120	20	31	10.5	8	11	3
PS14125150	M14×1.25	P4	2.5P	5	150	20	31	10.5	8	11	3
PS1410120	M14×1	P3	2.5P	5	120	20	31	10.5	8	11	3
PS1410150	M14×1	P3	2.5P	5	150	20	31	10.5	8	11	3
PS1620120	M16×2	P5	2.5P	5	120	20	32	12.5	10	13	3
PS1620150	M16×2	P5	2.5P	5	150	20	32	12.5	10	13	3

Tolerances under 6H standard. Other tolerances and Special tap chamfer custom are available.

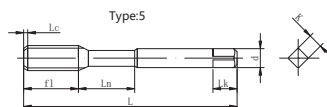
P	P	P	SCM HRC35 ↓	M(SUS)	K(FC)	K(FCD)	N(AL)	N(Cu)	N(ADC)	S(Ti)	S(Ni)	H HRC35 ↑
●	●	●	-	-	-	-	-	-	-	-	-	-



TAPS FOR CARBON STEEL & ALLOY STEEL

L-SFT

SFT Spiral fluted taps with long shank



- ⊙ High-speed steel material;
- ⊙ TiCN-AL coating, smooth chip removal, excellent wear resistance.
- ⊙ Suitable for carbon steel, alloy steel below 30HRC processing.

Item No.	Thread size	Limit	LC	Type	Dimensions (mm)						Flutes
					L	fl	ln	d	k	Lk	
PS1615120	M16×1.5	P4	2.5P	5	120	20	32	12.5	10	13	3
PS1615150	M16×1.5	P4	2.5P	5	150	20	32	12.5	10	13	3
PS16125120	M16×1.25	P4	2.5P	5	120	20	32	12.5	10	13	3
PS16125150	M16×1.25	P4	2.5P	5	150	20	32	12.5	10	13	3
PS1610120	M16×1	P3	2.5P	5	120	20	32	12.5	10	13	3
PS1610150	M16×1	P3	2.5P	5	150	20	32	12.5	10	13	3

Tolerances under 6H standard. Other tolerances and Special tap chamfer custom are available.

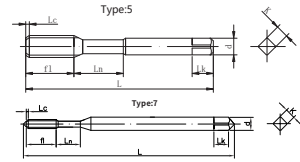
P	P	P	SCM HRC35 ↓	M(SUS)	K(FC)	K(FCD)	N(AL)	N(Cu)	N(ADC)	S(Ti)	S(Ni)	H HRC35 ↑
●	●	●	-	-	-	-	-	-	-	-	-	-

TAPS FOR CARBON STEEL & ALLOY STEEL



L-SFT

SFT Spiral fluted taps with long shank



- High-speed steel material;
- TiCN-AL coating, smooth chip removal, excellent wear resistance.
- Suitable for carbon steel, alloy steel below 30HRC processing.

Item No.	Thread size	Limit	LC	Type	Dimensions (mm)						Flutes
					L	fl	ln	d	k	Lk	
PSU44080	NO.4-40UNC	P2	2.5P	7	80	10	6	3	2.5	5	3
PSU440100	NO.4-40UNC	P2	2.5P	7	100	10	6	3	2.5	5	3
PSU54080	NO.5-40UNC	P2	2.5P	7	80	12	7	4	3.2	6	3
PSU540100	NO.5-40UNC	P2	2.5P	7	100	12	7	4	3.2	6	3
PSU63280	NO.6-32UNC	P2	2.5P	7	80	13	7	4	3.2	6	3
PSU632100	NO.6-32UNC	P2	2.5P	7	100	13	7	4	3.2	6	3
PSU632120	NO.6-32UNC	P2	2.5P	7	120	13	7	4	3.2	6	3
PSU632150	NO.6-32UNC	P2	2.5P	7	150	13	7	4	3.2	6	3
PSU83280	NO.8-32UNC	P2	2.5P	7	80	13.5	8	5	4	7	3
PSU832100	NO.8-32UNC	P2	2.5P	7	100	13.5	8	5	4	7	3
PSU832120	NO.8-32UNC	P2	2.5P	7	120	13.5	8	5	4	7	3
PSU832150	NO.8-32UNC	P2	2.5P	7	150	13.5	8	5	4	7	3
PSU102480	NO.10-24UNC	P2	2.5P	7	80	16.5	9.5	5.5	4.5	7	3
PSU1024100	NO.10-24UNC	P2	2.5P	7	100	16.5	9.5	5.5	4.5	7	3
PSU1024120	NO.10-24UNC	P2	2.5P	7	120	16.5	9.5	5.5	4.5	7	3
PSU1024150	NO.10-24UNC	P2	2.5P	7	150	16.5	9.5	5.5	4.5	7	3
PSU122480	NO.12-24UNC	P2	2.5P	7	80	16.5	9.5	5.5	4.5	7	3
PSU1224100	NO.12-24UNC	P2	2.5P	7	100	16.5	9.5	5.5	4.5	7	3
PSU1224120	NO.12-24UNC	P2	2.5P	7	120	16.5	9.5	5.5	4.5	7	3
PSU1224150	NO.12-24UNC	P2	2.5P	7	150	16.5	9.5	5.5	4.5	7	3
PSU142080	1/4-20UNC	P2	2.5P	7	80	19.5	9.5	6	4.5	7	3
PSU1420100	1/4-20UNC	P2	2.5P	7	100	19.5	9.5	6	4.5	7	3
PSU1420120	1/4-20UNC	P2	2.5P	7	120	19.5	9.5	6	4.5	7	3
PSU1420150	1/4-20UNC	P2	2.5P	7	150	19.5	9.5	6	4.5	7	3
PSU51618100	5/16-18UNC	P3	2.5P	5	100	23	15	6.1	5	8	3
PSU51618120	5/16-18UNC	P3	2.5P	5	120	23	15	6.1	5	8	3
PSU51618150	5/16-18UNC	P3	2.5P	5	150	23	15	6.1	5	8	3
PSU51624100	5/16-24UNF	P3	2.5P	5	100	23	15	6.1	5	8	3
PSU51624120	5/16-24UNF	P3	2.5P	5	120	23	15	6.1	5	8	3
PSU51624150	5/16-24UNF	P3	2.5P	5	150	23	15	6.1	5	8	3
PSU3816100	3/8-16UNC	P3	2.5P	5	100	25	18	7	5.5	8	3
PSU3816120	3/8-16UNC	P3	2.5P	5	120	25	18	7	5.5	8	3
PSU3816150	3/8-16UNC	P3	2.5P	5	150	25	18	7	5.5	8	3
PSU3824100	3/8-24UNF	P3	2.5P	5	100	25	18	7	5.5	8	3
PSU3824120	3/8-24UNF	P3	2.5P	5	120	25	18	7	5.5	8	3

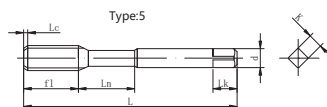
P	P	P	SCM HRC35 ↓	M(SUS)	K(FC)	K(FCD)	N(AL)	N(Cu)	N(ADC)	S(Ti)	S(Ni)	H HRC35 ↑
●	●	●	-	-	-	-	-	-	-	-	-	-



TAPS FOR CARBON STEEL & ALLOY STEEL

L-SFT

SFT Spiral fluted taps with long shank



- High-speed steel material;
- TiCN-AL coating, smooth chip removal, excellent wear resistance.
- Suitable for carbon steel, alloy steel below 30HRC processing.

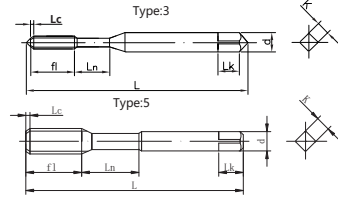
Item No.	Thread size	Limit	LC	Type	Dimensions (mm)						Flutes
					L	fl	In	d	k	Lk	
PSU3824150	3/8-24UNF	P3	2.5P	5	150	25	18	7	5.5	8	3
PSU71614100	7/16-14UNC	P4	2.5P	5	100	29	16	8	6	9	3
PSU71614120	7/16-14UNC	P4	2.5P	5	120	29	16	8	6	9	3
PSU71614150	7/16-14UNC	P4	2.5P	5	150	29	16	8	6	9	3
PSU71620100	7/16-20UNF	P3	2.5P	5	100	29	16	8	6	9	3
PSU71620120	7/16-20UNF	P3	2.5P	5	120	29	16	8	6	9	3
PSU71620150	7/16-20UNF	P3	2.5P	5	150	29	16	8	6	9	3
PSU1213100	1/2-13UNC	P4	2.5P	5	100	30	18	9	7	10	3
PSU1213120	1/2-13UNC	P4	2.5P	5	120	30	18	9	7	10	3
PSU1213150	1/2-13UNC	P4	2.5P	5	150	30	18	9	7	10	3
PSU1220100	1/2-20UNF	P3	2.5P	5	100	30	18	9	7	10	3
PSU1220120	1/2-20UNF	P3	2.5P	5	120	30	18	9	7	10	3
PSU1220150	1/2-20UNF	P3	2.5P	5	150	30	18	9	7	10	3
PSU91612120	9/16-12UNC	P4	2.5P	5	120	30	20	10.5	8	11	3
PSU91612150	9/16-12UNC	P4	2.5P	5	150	30	20	10.5	8	11	3
PSU91618120	9/16-18UNF	P3	2.5P	5	120	30	20	10.5	8	11	3
PSU91618150	9/16-18UNF	P3	2.5P	5	150	30	20	10.5	8	11	3
PSU5811120	5/8-11UNC	P4	2.5P	5	120	23	25	12	9	12	3
PSU5811150	5/8-11UNC	P4	2.5P	5	150	23	25	12	9	12	3
PSU5818120	5/8-18UNF	P3	2.5P	5	120	23	25	12	9	12	3
PSU5818150	5/8-18UNF	P3	2.5P	5	150	23	25	12	9	12	3

Tolerances under 2B standard. Other tolerances and Special tap chamfer custom are available.

P	P	P	SCM HRC35 ↓	M(SUS)	K(FC)	K(FCD)	N(AL)	N(Cu)	N(ADC)	S(Ti)	S(Ni)	H HRC35 ↑
●	●	●	-	-	-	-	-	-	-	-	-	-



DS-SFT DS Spiral fluted taps



- High-speed steel material;
- TiCN-AL coating, smooth chip removal, excellent wear resistance.
- Suitable for alloy steel below 35HRC processing.

Item No.	Thread size	Limit	LC	Type	Dimensions (mm)							Flutes
					L	fl	ln	d	k	Lk		
DS040070	M4×0.7	P2	3.5P	3	57	14	7	5	4	7	3	
DS050080	M5×0.8	P2	3.5P	3	66	16	9	5.5	4.5	7	3	
DS060100	M6×1	P2	3.5P	3	69	19.5	9.5	6	4.5	7	3	
DS070100	M7×1	P3	3.5P	3	78	13	10	6.2	5	8	3	
DS080125	M8×1.25	P3	3.5P	5	70	22	15	6.2	5	8	3	
DS080100	M8×1	P3	3.5P	5	70	22	15	6.2	5	8	3	
DS100150	M10×1.5	P4	3.5P	5	75	24	19	7	5.5	8	3	
DS100125	M10×1.25	P3	3.5P	5	75	24	19	7	5.5	8	3	
DS100100	M10×1	P3	3.5P	5	75	24	19	7	5.5	8	3	
DS120175	M12×1.75	P4	3.5P	5	82	29	17	8.5	6.5	9	3	
DS120150	M12×1.5	P4	3.5P	5	82	29	17	8.5	6.5	9	3	
DS120125	M12×1.25	P4	3.5P	5	82	29	17	8.5	6.5	9	3	
DS120100	M12×1	P3	3.5P	5	82	29	17	8.5	6.5	9	3	
DS140200	M14×2	P5	3.5P	5	88	20	31	10.5	8	11	3	
DS140150	M14×1.5	P4	3.5P	5	88	20	31	10.5	8	11	3	
DS140125	M14×1.25	P4	3.5P	5	88	20	31	10.5	8	11	3	
DS140100	M14×1	P3	3.5P	5	92	20	31	10.5	8	11	3	
DS160200	M16×2	P5	3.5P	5	92	20	32	12.5	10	13	3	
DS160150	M16×1.5	P4	3.5P	5	92	20	32	12.5	10	13	3	
DS160125	M16×1.25	P4	3.5P	5	92	20	32	12.5	10	13	3	
DS160100	M16×1	P3	3.5P	5	92	20	32	12.5	10	13	3	

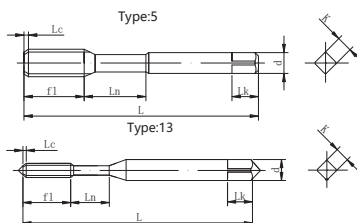
Tolerances under 6H standard. Other tolerances and Special tap chamfer custom are available.

P	P	P	SCM HRC35 ↓	M(SUS)	K(FC)	K(FCD)	N(AL)	N(Cu)	N(ADC)	S(Ti)	S(Ni)	H HRC35 ↑
●	●	●	●	-	-	-	-	-	-	-	-	-



TAPS FOR CARBON STEEL & ALLOY STEEL

X20-POT X20 Spiral pointed taps



- High-speed steel material
- Complex coating, excellent wear resistance
- Suitable for carbon steel, alloy steel below 35HRC processing

Item No.	Thread size	Limit	LC	Type	Dimensions (mm)						Flutes
					L	fl	Ln	d	k	Lk	
X20P04070	M4×0.7	6HX	5P	13	63	9	12	4.5	3.4	6	-
X20P05080	M5×0.8	6HX	5P	13	70	10	15	6	4.9	8	-
X20P06100	M6×1	6HX	5P	13	80	10	20	6	4.9	8	-
X20P07100	M7×1	6HX	5P	13	80	10	20	7	5.5	8	-
X20P08125	M8×1.25	6HX	5P	5	90	13	22	8	6.2	9	-
X20P08100	M8×1	6HX	5P	5	90	13	22	8	6.2	9	-
X20P10150	M10×1.5	6HX	5P	5	100	15	24	10	8	11	-
X20P10125	M10×1.25	6HX	5P	5	100	15	24	10	8	11	-
X20P10100	M10×1	6HX	5P	5	100	15	24	10	8	11	-
X20P12175	M12×1.75	6HX	5P	5	110	17	32	9	7	10	-
X20P12150	M12×1.5	6HX	5P	5	110	17	32	9	7	10	-
X20P12125	M12×1.25	6HX	5P	5	110	17	32	9	7	10	-
X20P12100	M12×1	6HX	5P	5	110	17	32	9	7	10	-
X20P14200	M14×2	6HX	5P	5	110	20	33	11	9	12	-
X20P14150	M14×1.5	6HX	5P	5	110	20	33	11	9	12	-
X20P14125	M14×1.25	6HX	5P	5	110	20	33	11	9	12	-
X20P14100	M14×1	6HX	5P	5	110	20	33	11	9	12	-
X20P16200	M16×2	6HX	5P	5	110	20	34	12	9	12	-
X20P16150	M16×1.5	6HX	5P	5	110	20	34	12	9	12	-
X20P16125	M16×1.25	6HX	5P	5	110	20	34	12	9	12	-
X20P16100	M16×1	6HX	5P	5	110	20	34	12	9	12	-

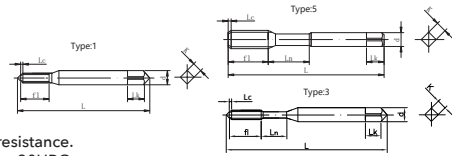
Tolerances under 6HX standard. Other tolerances and Special tap chamfer custom are available.

P	P	P	SCM HRC35 ↓	M(SUS)	K(FC)	K(FCD)	N(AL)	N(Cu)	N(ADC)	S(Ti)	S(Ni)	H HRC35 ↑
●	●	●	●	-	-	-	-	-	-	-	-	-

TAPS FOR CARBON STEEL & ALLOY STEEL



POT Spiral pointed taps



- High-speed steel material;
- TiCN-AL coating, forward chip removal, excellent wear resistance.
- Suitable for processing carbon steel and alloy steel below 30HRC.

Item No.	Thread size	Limit	LC	Type	Dimensions (mm)						Flutes
					L	fl	Ln	d	k	Lk	
PP010025	M1×0.25	P1	5P	1	37	4.5	-	3	2.5	3	2
PP012025	M1.2×0.25	P1	5P	1	37	5.5	-	3	2.5	3	2
PP014030	M1.4×0.3	P1	5P	1	37	9	-	3	2.5	3	2
PP016035	M1.6×0.35	P2	5P	1	37	8	-	3	2.5	3	2
PP020040	M2×0.4	P2	5P	1	45	11	-	3	2.5	3	2
PP025045	M2.5×0.45	P2	5P	1	45	12	-	3	2.5	3	2
PP030050	M3×0.5	P2	5P	3	50	12	7	4	3.2	6	3
PP035060	M3.5×0.6	P2	5P	3	50	13	7	4	3.2	6	3
PP040070	M4×0.7	P2	5P	3	57	14	7	5	4	7	3
PP050080	M5×0.8	P2	5P	3	66	16	9	5.5	4.5	7	3
PP060100	M6×1	P2	5P	3	69	19.5	9.5	6	4.5	7	3
PP070100	M7×1	P3	5P	3	78	13	10	6.2	5	8	3
PP080125	M8×1.25	P3	5P	5	70	22	15	6.2	5	8	3
PP080100	M8×1	P3	5P	5	70	22	15	6.2	5	8	3
PP100150	M10×1.5	P4	5P	5	75	24	19	7	5	8	3
PP100125	M10×1.25	P3	5P	5	75	24	19	7	5	8	3
PP100100	M10×1	P3	5P	5	75	24	19	7	5	8	3
PP120175	M12×1.75	P4	5P	5	82	29	17	8.5	6.5	9	3
PP120150	M12×1.5	P4	5P	5	82	29	17	8.5	6.5	9	3
PP120125	M12×1.25	P4	5P	5	82	29	17	8.5	6.5	9	3
PP120100	M12×1	P3	5P	5	82	29	17	8.5	6.5	9	3
PP140200	M14×2	P5	5P	5	88	20	31	10.5	8	11	3
PP140150	M14×1.5	P4	5P	5	88	20	31	10.5	8	11	3
PP140125	M14×1.25	P4	5P	5	88	20	31	10.5	8	11	3
PP140100	M14×1	P3	5P	5	88	20	31	10.5	8	11	3
PP160200	M16×2	P5	5P	5	95	20	32	12.5	10	13	3
PP160150	M16×1.5	P4	5P	5	95	20	32	12.5	10	13	3
PP160125	M16×1.25	P4	5P	5	95	20	32	12.5	10	13	3
PP160100	M16×1	P3	5P	5	95	20	32	12.5	10	13	3

Tolerances under 6H standard. Other tolerances and Special tap chamfer custom are available.

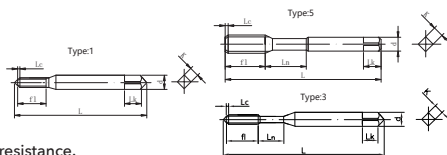
P	P	P	SCM HRC35 ↓	M(SUS)	K(FC)	K(FCD)	N(AL)	N(Cu)	N(ADC)	S(Ti)	S(Ni)	H HRC35 ↑
●	●	●	-	-	-	-	-	-	-	-	-	-



TAPS FOR CARBON STEEL & ALLOY STEEL

POT

Spiral pointed taps



- High-speed steel material;
- TiCN-AL coating, forward chip removal, excellent wear resistance.
- Suitable for processing carbon steel and alloy steel below 30HRC.

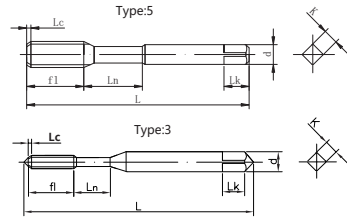
Item No.	Thread size	Limit	LC	Type	Dimensions (mm)						Flutes
					L	fl	ln	d	k	Lk	
PPU080	NO.0-80UNF	P1	5P	1	37	10	-	3	2.5	3	2
PPU164	NO.1-64UNC	P1	5P	1	37	11	-	3	2.5	3	2
PPU256	NO.2-56UNC	P1	5P	1	45	12	-	3	2.5	3	2
PPU348	NO.3-48UNC	P1	5P	1	45	14	-	3	2.5	3	2
PPU440	NO.4-40UNC	P2	5P	1	45	13	-	3	2.5	3	2
PPU540	NO.5-40UNC	P2	5P	3	50	12	7	4	3.2	6	3
PPU632	NO.6-32UNC	P2	5P	3	50	13	7	4	3.2	6	3
PPU832	NO.8-32UNC	P2	5P	3	57	13.5	8	5	4	7	3
PPU1024	NO.10-24UNC	P2	5P	3	66	16.5	9.5	5.5	4.5	7	3
PPU1032	NO.10-32UNF	P2	5P	3	66	16.5	9.5	5.5	4.5	7	3
PPU1224	NO.12-24UNC	P2	5P	3	66	16.5	9.5	5.5	4.5	7	3
PPU1228	NO.12-28UNF	P2	5P	3	66	16.5	9.5	5.5	4.5	7	3
PPU1420	1/4-20UNC	P2	5P	3	69	19.5	9.5	6	4.5	7	3
PPU1428	1/4-28UNF	P2	5P	3	69	19.5	9.5	6	4.5	7	3
PPU51618	5/16-18UNC	P3	5P	5	70	23	15	6.1	5	8	3
PPU51624	5/16-24UNF	P3	5P	5	70	23	15	6.1	5	8	3
PPU3816	3/8-16UNC	P3	5P	5	75	25	18	7	5.5	8	3
PPU3824	3/8-24UNF	P3	5P	5	75	25	18	7	5.5	8	3
PPU71614	7/16-14UNC	P4	5P	5	80	29	16	8	6	9	3
PPU71620	7/16-20UNF	P3	5P	5	80	29	16	8	6	9	3
PPU1213	1/2-13UNC	P4	5P	5	85	30	18	9	7	10	3
PPU1220	1/2-20UNF	P3	5P	5	85	30	18	9	7	10	3
PPU91612	9/16-12UNC	P4	5P	5	90	30	20	10.5	8	11	3
PPU91618	9/16-18UNF	P3	5P	5	90	30	20	10.5	8	11	3
PPU5811	5/8-11UNC	P4	5P	5	95	23	25	12	9	12	3
PPU5818	5/8-18UNF	P3	5P	5	95	23	25	12	9	12	3

Tolerances under B standard. Other tolerances and Special tap chamfer custom are available.

P	P	P	SCM HRC35 ↓	M(SUS)	K(FC)	K(FCD)	N(AL)	N(Cu)	N(ADC)	S(Ti)	S(Ni)	H HRC35 ↑
●	●	●	-	-	-	-	-	-	-	-	-	-



S-POT Spiral pointed taps with fine thread



- High-speed steel material;
- TiCN-AL coating, forward chip removal, excellent wear resistance.
- Suitable for processing carbon steel and alloy steel below 30HRC.

Item No.	Thread size	Limit	LC	Type	Dimensions (mm)						Flutes
					L	fl	ln	d	k	Lk	
PP030035	M3×0.35	P2	5P	3	50	5	13	4	3.2	6	3
PP035035	M3.5×0.35	P2	5P	3	50	6	13	4	3.2	6	3
PP040050	M4×0.5	P2	5P	3	57	9	11	5	4	7	3
PP050050	M5×0.5	P2	5P	3	66	8	17	5.5	4.5	7	3
PP060050	M6×0.5	P2	5P	3	69	12	12	6	4.5	7	3
PP060075	M6×0.75	P2	5P	3	69	12	12	6	4.5	7	3
PP070075	M7×0.75	P3	5P	3	78	13	10	6.2	5	8	3
PP080075	M8×0.75	P3	5P	5	70	13	23	6.2	5	8	3
PP100075	M10×0.75	P3	5P	5	75	13	30	7	5.5	8	3
PPU640	NO.6-40UNF	P2	5P	3	50	8	12	4	3.2	6	3
PPU836	NO.8-36UNF	P2	5P	3	57	8	13.5	5	4	7	3

Tolerances under 6H/2B standard. Other tolerances and Special tap chamfer custom are available.

P	P	P	SCM HRC35 ↓	M(SUS)	K(FC)	K(FCD)	N(AL)	N(Cu)	N(ADC)	S(Ti)	S(Ni)	H HRC35 ↑
●	●	●	-	-	-	-	-	-	-	-	-	-

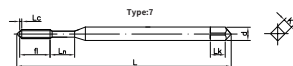
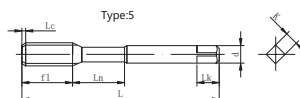


TAPS FOR CARBON STEEL & ALLOY STEEL

L-POT

Spiral pointed tap with long shank

- High-speed steel material;
- TiCN-AL coating, smooth chip removal, excellent wear resistance.
- Suitable for carbon steel, alloy steel below 30HRC processing.



Item No.	Thread size	Limit	LC	Type	Dimensions (mm)						Flutes
					L	fl	Ln	d	k	Lk	
PP020480	M2×0.4	P2	5P	7	80	9	6	5	2.5	5	2
PP0204100	M2×0.4	P2	5P	7	100	9	6	5	2.5	5	2
PP02504580	M2.5×0.45	P2	5P	7	80	9	6	5	2.5	5	2
PP025045100	M2.5×0.45	P2	5P	7	100	9	6	5	2.5	5	2
PP030580	M3×0.5	P2	5P	7	80	12	7	4	3.2	6	3
PP0305100	M3×0.5	P2	5P	7	100	12	7	4	3.2	6	3
PP0305120	M3×0.5	P2	5P	7	120	12	7	4	3.2	6	3
PP0305150	M3×0.5	P2	5P	7	150	12	7	4	3.2	6	3
PP0350680	M3.5×0.6	P2	5P	7	80	13	7	4	3.2	6	3
PP03506100	M3.5×0.6	P2	5P	7	100	13	7	4	3.2	6	3
PP03506120	M3.5×0.6	P2	5P	7	120	13	7	4	3.2	6	3
PP03506150	M3.5×0.6	P2	5P	7	150	13	7	4	3.2	6	3
PP040780	M4×0.7	P2	5P	7	80	14	7	5	4	7	3
PP0407100	M4×0.7	P2	5P	7	100	14	7	5	4	7	3
PP0407120	M4×0.7	P2	5P	7	120	14	7	5	4	7	3
PP0407150	M4×0.7	P2	5P	7	150	14	7	5	4	7	3
PP050880	M5×0.8	P2	5P	7	80	16	9	5.5	4.5	7	3
PP0508100	M5×0.8	P2	5P	7	100	16	9	5.5	4.5	7	3
PP0508120	M5×0.8	P2	5P	7	120	16	9	5.5	4.5	7	3
PP0508150	M5×0.8	P2	5P	7	150	16	9	5.5	4.5	7	3
PP061080	M6×1	P2	5P	7	80	19.5	9.5	6	4.5	7	3
PP0610100	M6×1	P2	5P	7	100	19.5	9.5	6	4.5	7	3
PP0610120	M6×1	P2	5P	7	120	19.5	9.5	6	4.5	7	3
PP0610150	M6×1	P2	5P	7	150	19.5	9.5	6	4.5	7	3
PP0710100	M7×1	P3	5P	7	100	13	10	6.2	5	8	3
PP0710120	M7×1	P3	5P	7	120	13	10	6.2	5	8	3
PP0710150	M7×1	P3	5P	7	150	13	10	6.2	5	8	3
PP08125100	M8×1.25	P3	5P	5	100	22	15	6.2	5	8	3
PP08125120	M8×1.25	P3	5P	5	120	22	15	6.2	5	8	3
PP08125150	M8×1.25	P3	5P	5	150	22	15	6.2	5	8	3
PP0810100	M8×1	P3	5P	5	100	22	15	6.2	5	8	3
PP0810120	M8×1	P3	5P	5	120	22	15	6.2	5	8	3
PP0810150	M8×1	P3	5P	5	150	22	15	6.2	5	8	3
PP1015100	M10×1.5	P4	5P	5	100	24	19	7	5.5	8	3

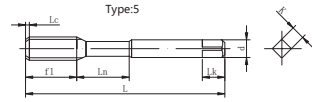
P	P	P	SCM HRC35 ↓	M(SUS)	K(FC)	K(FCD)	N(AL)	N(Cu)	N(ADC)	S(Ti)	S(Ni)	H HRC35 ↑
●	●	●	-	-	-	-	-	-	-	-	-	-

TAPS FOR CARBON STEEL & ALLOY STEEL



L-POT

Spiral pointed tap with long shank



- High-speed steel material;
- TiCN-AL coating, smooth chip removal, excellent wear resistance.
- Suitable for carbon steel, alloy steel below 30HRC processing.

Item No.	Thread size	Limit	LC	Type	Dimensions (mm)						Flutes
					L	fl	ln	d	k	Lk	
PP1015120	M10×1.5	P4	5P	5	120	24	19	7	5.5	8	3
PP1015150	M10×1.5	P4	5P	5	150	24	19	7	5.5	8	3
PP10125100	M10×1.25	P3	5P	5	100	24	19	7	5.5	8	3
PP10125120	M10×1.25	P3	5P	5	120	24	19	7	5.5	8	3
PP10125150	M10×1.25	P3	5P	5	150	24	19	7	5.5	8	3
PP1010100	M10×1	P3	5P	5	100	24	19	7	5.5	8	3
PP1010120	M10×1	P3	5P	5	120	24	19	7	5.5	8	3
PP1010150	M10×1	P3	5P	5	150	24	19	7	5.5	8	3
PP12175100	M12×1.75	P4	5P	5	100	29	17	8.5	6.5	9	3
PP12175120	M12×1.75	P4	5P	5	120	29	17	8.5	6.5	9	3
PP12175150	M12×1.75	P4	5P	5	150	29	17	8.5	6.5	9	3
PP1215100	M12×1.5	P4	5P	5	100	29	17	8.5	6.5	9	3
PP1215120	M12×1.5	P4	5P	5	120	29	17	8.5	6.5	9	3
PP1215150	M12×1.5	P4	5P	5	150	29	17	8.5	6.5	9	3
PP12125100	M12×1.25	P4	5P	5	100	29	17	8.5	6.5	9	3
PP12125120	M12×1.25	P4	5P	5	120	29	17	8.5	6.5	9	3
PP12125150	M12×1.25	P4	5P	5	150	29	17	8.5	6.5	9	3
PP1210100	M12×1	P3	5P	5	100	29	17	8.5	6.5	9	3
PP1210120	M12×1	P3	5P	5	120	29	17	8.5	6.5	9	3
PP1210150	M12×1	P3	5P	5	150	29	17	8.5	6.5	9	3
PP1420120	M14×2	P5	5P	5	120	20	31	10.5	8	11	3
PP1420150	M14×2	P5	5P	5	150	20	31	10.5	8	11	3
PP1415120	M14×1.5	P4	5P	5	120	20	31	10.5	8	11	3
PP1415150	M14×1.5	P4	5P	5	150	20	31	10.5	8	11	3
PP14125120	M14×1.25	P4	5P	5	120	20	31	10.5	8	11	3
PP14125150	M14×1.25	P4	5P	5	150	20	31	10.5	8	11	3
PP1410120	M14×1	P3	5P	5	120	20	31	10.5	8	11	3
PP1410150	M14×1	P3	5P	5	150	20	31	10.5	8	11	3
PP1620120	M16×2	P5	5P	5	120	20	32	12.5	10	13	3
PP1620150	M16×2	P5	5P	5	150	20	32	12.5	10	13	3

Tolerances under 6H standard. Other tolerances and Special tap chamfer custom are available.

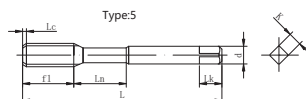
P	P	P	SCM HRC35 ↓	M(SUS)	K(FC)	K(FCD)	N(AL)	N(Cu)	N(ADC)	S(Ti)	S(Ni)	H HRC35 ↑
●	●	●	-	-	-	-	-	-	-	-	-	-



TAPS FOR CARBON STEEL & ALLOY STEEL

L-POT

Spiral pointed tap with long shank



- High-speed steel material;
- TiCN-AL coating, forward chip removal, excellent wear resistance.
- Suitable for processing carbon steel and alloy steel below 30HRC.

Item No.	Thread size	Limit	LC	Type	Dimensions (mm)						Flutes
					L	fl	Ln	d	k	Lk	
PP1615120	M16×1.5	P4	5P	5	120	20	32	12.5	10	13	3
PP1615150	M16×1.5	P4	5P	5	150	20	32	12.5	10	13	3
PP16125120	M16×1.25	P4	5P	5	120	20	32	12.5	10	13	3
PP16125150	M16×1.25	P4	5P	5	150	20	32	12.5	10	13	3
PP1610120	M16×1	P3	5P	5	120	20	32	12.5	10	13	3
PP1610150	M16×1	P3	5P	5	150	20	32	12.5	10	13	3

Tolerances under 6H standard. other tolerances and Special tap chamfer custom are available.

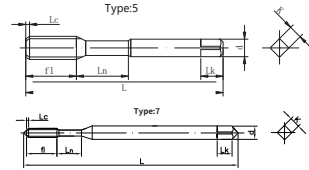
P	P	P	SCM HRC35 ↓	M(SUS)	K(FC)	K(FCD)	N(AL)	N(Cu)	N(ADC)	S(Ti)	S(Ni)	H HRC35 ↑
●	●	●	-	-	-	-	-	-	-	-	-	-

TAPS FOR CARBON STEEL & ALLOY STEEL



L-POT

Spiral pointed tap with long shank



- High-speed steel material;
- TiCN-AL coating, forward chip removal, excellent wear resistance.
- Suitable for processing carbon steel and alloy steel below 30HRC.

Item No.	Thread size	Limit	LC	Type	Dimensions (mm)						Flutes
					L	fl	ln	d	k	Lk	
PPU44080	NO.4-40UNC	P2	5P	7	80	80	6	3	2.5	5	2
PPU440100	NO.4-40UNC	P2	5P	7	100	100	6	3	2.5	5	2
PPU54080	NO.5-40UNC	P2	5P	7	80	80	7	4	3.2	6	3
PPU540100	NO.5-40UNC	P2	5P	7	100	100	7	4	3.2	6	3
PPU63280	NO.6-32UNC	P2	5P	7	80	80	7	4	3.2	6	3
PPU632100	NO.6-32UNC	P2	5P	7	100	100	7	4	3.2	6	3
PPU632120	NO.6-32UNC	P2	5P	7	120	120	7	4	3.2	6	3
PPU632150	NO.6-32UNC	P2	5P	7	150	150	7	4	3.2	6	3
PPU83280	NO.8-32UNC	P2	5P	7	80	80	8	5	4	7	3
PPU832100	NO.8-32UNC	P2	5P	7	100	100	8	5	4	7	3
PPU832120	NO.8-32UNC	P2	5P	7	120	120	8	5	4	7	3
PPU832150	NO.8-32UNC	P2	5P	7	150	150	8	5	4	7	3
PPU102480	NO.10-24UNC	P2	5P	7	80	80	9.5	5.5	4.5	7	3
PPU1024100	NO.10-24UNC	P2	5P	7	100	100	9.5	5.5	4.5	7	3
PPU1024120	NO.10-24UNC	P2	5P	7	120	120	9.5	5.5	4.5	7	3
PPU1024150	NO.10-24UNC	P2	5P	7	150	150	9.5	5.5	4.5	7	3
PPU122480	NO.12-24UNC	P2	5P	7	80	80	9.5	5.5	4.5	7	3
PPU1224100	NO.12-24UNC	P2	5P	7	100	100	9.5	5.5	4.5	7	3
PPU1224120	NO.12-24UNC	P2	5P	7	120	120	9.5	5.5	4.5	7	3
PPU1224150	NO.12-24UNC	P2	5P	7	150	150	9.5	5.5	4.5	7	3
PPU142080	1/4-20UNC	P2	5P	7	80	80	9.5	6	4.5	7	3
PPU1420100	1/4-20UNC	P2	5P	7	100	100	9.5	6	4.5	7	3
PPU1420120	1/4-20UNC	P2	5P	7	120	120	9.5	6	4.5	7	3
PPU1420150	1/4-20UNC	P2	5P	7	150	150	9.5	6	4.5	7	3
PPU51618100	5/16-18UNC	P3	5P	5	100	100	15	6.1	5	8	3
PPU51618120	5/16-18UNC	P3	5P	5	120	120	15	6.1	5	8	3
PPU51618150	5/16-18UNC	P3	5P	5	150	150	15	6.1	5	8	3
PPU51624100	5/16-24UNF	P3	5P	5	100	100	15	6.1	5	8	3
PPU51624120	5/16-24UNF	P3	5P	5	120	120	15	6.1	5	8	3
PPU51624150	5/16-24UNF	P3	5P	5	150	150	15	6.1	5	8	3
PPU3816100	3/8-16UNC	P3	5P	5	100	100	18	7	5.5	8	3
PPU3816120	3/8-16UNC	P3	5P	5	120	120	18	7	5.5	8	3
PPU3816150	3/8-16UNC	P3	5P	5	150	150	18	7	5.5	8	3
PPU3824100	3/8-24UNF	P3	5P	5	100	100	18	7	5.5	8	3
PPU3824120	3/8-24UNF	P3	5P	5	120	120	18	7	5.5	8	3

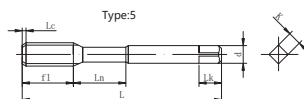
P	P	P	SCM HRC35 ↓	M(SUS)	K(FC)	K(FCD)	N(AL)	N(Cu)	N(ADC)	S(Ti)	S(Ni)	H HRC35 ↑
●	●	●	-	-	-	-	-	-	-	-	-	-



TAPS FOR CARBON STEEL & ALLOY STEEL

L-POT

Spiral pointed tap with long shank



- High-speed steel material;
- TiCN-AL coating, forward chip removal, excellent wear resistance.
- Suitable for processing carbon steel and alloy steel below 30HRC.

Item No.	Thread size	Limit	LC	Type	Dimensions (mm)						Flutes
					L	fl	Ln	d	k	Lk	
PPU3824150	3/8-24UNF	P3	5P	5	150	25	18	7	5.5	8	3
PPU71614100	7/16-14UNC	P4	5P	5	100	29	16	8	6	9	3
PPU71614120	7/16-14UNC	P4	5P	5	120	29	16	8	6	9	3
PPU71614150	7/16-14UNC	P4	5P	5	150	29	16	8	6	9	3
PPU71620100	7/16-20UNF	P3	5P	5	100	29	16	8	6	9	3
PPU71620120	7/16-20UNF	P3	5P	5	120	29	16	8	6	9	3
PPU71620150	7/16-20UNF	P3	5P	5	150	29	16	8	6	9	3
PPU1213100	1/2-13UNC	P4	5P	5	100	30	18	9	7	10	3
PPU1213120	1/2-13UNC	P4	5P	5	120	30	18	9	7	10	3
PPU1213150	1/2-13UNC	P4	5P	5	150	30	18	9	7	10	3
PPU1220100	1/2-20UNF	P3	5P	5	100	30	18	9	7	10	3
PPU1220120	1/2-20UNF	P3	5P	5	120	30	18	9	7	10	3
PPU1220150	1/2-20UNF	P3	5P	5	150	30	18	9	7	10	3
PPU91612120	9/16-12UNC	P4	5P	5	120	30	20	10.5	8	11	3
PPU91612150	9/16-12UNC	P4	5P	5	150	30	20	10.5	8	11	3
PPU91618120	9/16-18UNF	P3	5P	5	120	30	20	10.5	8	11	3
PPU91618150	9/16-18UNF	P3	5P	5	150	30	20	10.5	8	11	3
PPU5811110	5/8-11UNC	P4	5P	5	120	23	25	12	9	12	3
PPU5811150	5/8-11UNC	P4	5P	5	150	23	25	12	9	12	3
PPU5818110	5/8-18UNF	P3	5P	5	120	23	25	12	9	12	3
PPU5818150	5/8-18UNF	P3	5P	5	150	23	25	12	9	12	3

Tolerances under 2B standard. Other tolerances and Special tap chamfer custom are available.

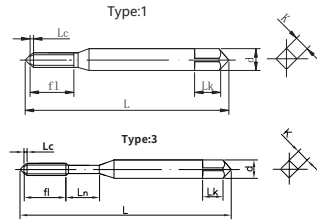
P	P	P	SCM HRC35 ↓	M(SUS)	K(FC)	K(FCD)	N(AL)	N(Cu)	N(ADC)	S(Ti)	S(Ni)	H HRC35 ↑
●	●	●	-	-	-	-	-	-	-	-	-	-



HHS-POT

Spiral pointed taps for difficult to machine materials

- High-speed steel material;
- Suitable for the hardness of 30-48HRC carbon carburizing steel or alloy carburizing steel.
- Special tap structure, suitable for CNC tool shank, tool bar, cutter head and other products of high hardness cutting conditions, good thread quality.



Item No.	Thread size	Limit	LC	Type	Dimensions (mm)							Flutes
					L	fl	In	d	k	Lk		
HHS016035	M1.6×0.35	P1	5P	1	37	8	-	3	2.5	3	2	
HHS018035	M1.8×0.35	P2	5P	1	37	8	-	3	2.5	3	2	
HHS020040	M2×0.4	P2	5P	1	45	11	-	3	2.5	3	2	
HHS022045	M2.2×0.45	P2	5P	1	45	12	-	3	2.5	3	2	
HHS025045	M2.5×0.45	P2	5P	1	45	12	-	3	2.5	3	2	
HHS030050	M3×0.5	P2	5P	3	50	12	7	4	3.2	6	3	
HHS040070	M4×0.7	P2	5P	3	57	14	7	5	4	7	3	

Tolerances under 6H standard. Other tolerances and Special tap chamfer custom are available.

P	P	P	SCM HRC35 ↓	M(SUS)	K(FC)	K(FCD)	N(AL)	N(Cu)	N(ADC)	S(Ti)	S(Ni)	H HRC35 ↑
●	●	●	●	-	-	-	-	-	-	-	-	-

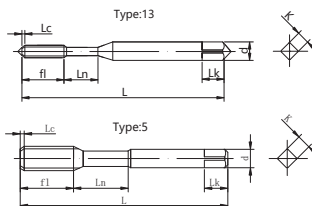


TAPS FOR CARBON STEEL & ALLOY STEEL

X20-RLT

X20 RLT spiral pointed taps


- High-speed steel material
- Complex coating, excellent wear resistance
- Suitable for carbon steel, alloy steel below 35HRC processing.



Item No.	Thread size	Limit	LC	Type	Dimensions (mm)						Flutes
					L	fl	ln	d	k	Lk	
X20R06100	M6×1	6HX	7.5	13	80	10	20	6	4.9	8	-
X20R07100	M7×1	6HX	7.5	13	80	10	20	7	5.5	8	-
X20R08125	M8×1.25	6HX	7.5	5	90	13	22	8	6.2	9	-
X20R08100	M8×1	6HX	7.5	5	90	13	22	8	6.2	9	-
X20R10150	M10×1.5	6HX	7.5	5	100	15	24	10	8	11	-
X20R10125	M10×1.25	6HX	7.5	5	100	15	24	10	8	11	-
X20R10100	M10×1	6HX	7.5	5	100	15	24	10	8	11	-
X20R12175	M12×1.75	6HX	7.5	5	110	17	32	9	7	10	-
X20R12150	M12×1.5	6HX	7.5	5	110	17	32	9	7	10	-
X20R12125	M12×1.25	6HX	7.5	5	110	17	32	9	7	10	-
X20R12100	M12×1	6HX	7.5	5	110	17	32	9	7	10	-
X20R14200	M14×2	6HX	7.5	5	110	20	33	11	9	12	-
X20R14150	M14×1.5	6HX	7.5	5	110	20	33	11	9	12	-
X20R14125	M14×1.25	6HX	7.5	5	110	20	33	11	9	12	-
X20R14100	M14×1	6HX	7.5	5	110	20	33	11	9	12	-
X20R16200	M16×2	6HX	7.5	5	110	20	34	12	9	12	-
X20R16150	M16×1.5	6HX	7.5	5	110	20	34	12	9	12	-
X20R16125	M16×1.25	6HX	7.5	5	110	20	34	12	9	12	-
X20R16100	M16×1	6HX	7.5	5	110	20	34	12	9	12	-

Tolerances under 6HX standard. Other tolerances and Special tap chamfer custom are available.

P	P	P	SCM HRC35 ↓	M(SUS)	K(FC)	K(FCD)	N(AL)	N(Cu)	N(ADC)	S(Ti)	S(Ni)	H HRC35 ↑
●	●	●	●	-	-	-	-	-	-	-	-	-



INDEX

TAPS FOR STAINLESS STEEL

X20 FORMING TAPS	55
JX10 FORMING TAPS	59
SPIRAL POINTED TAPS WITH FINE THREAD	62
JX10 FORMING TAPS WITH LONG NECK	65
JX10 FORMING TAPS WITH LH THREAD	67
JX10 FORMING TAPS WITH LONG SHANK	70
X20 SPIRAL FLUTED TAPS	77
SFT45 SPIRAL FLUTED TAPS	78
SFT SPIRAL FLUTED TAPS WITH FINE THREAD	80
SFT SPIRAL FLUTED TAPS WITH LONG SHANK	83
X20 SPIRAL POINTED TAPS	86
SPIRAL POINTED TAPS	87
SPIRAL POINTED TAPS WITH FINE THREAD	89
SPIRAL POINTED TAPS WITH LONG SHANK	90

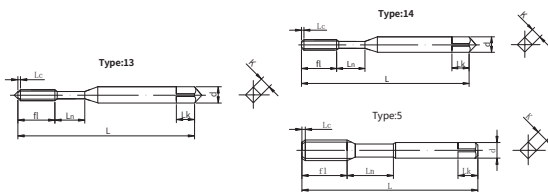


TAPS FOR STAINLESS STEEL

X20-NRT X20 Forming taps

2.5P chamfers, for blind hole
4P chamfers, for through hole

- High-speed steel material;
- Complex coating, suitable for difficult to machine stainless steel, excellent processing characteristics and wear resistance.
- Suitable for stainless steel 200 series, 300 series, etc.



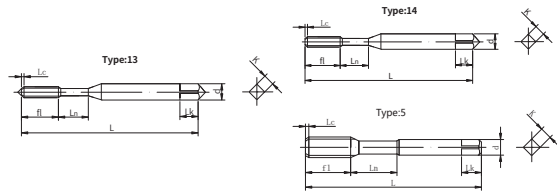
Item No.	Thread size	Limit	LC	Type	Dimensions(mm)					
					L	fl	ln	d	k	Lk
X2004070P	M4×0.7	6HX	4P	13	63	9	12	4.5	3.4	6
X2004070B	M4×0.7	6HX	2.5P	14	63	9	12	4.5	3.4	6
X2005080P	M5×0.8	6HX	4P	13	70	10	15	6	4.9	8
X2005080B	M5×0.8	6HX	2.5P	14	70	10	15	6	4.9	8
X2006100P	M6×1	6HX	4P	13	80	10	20	6	4.9	8
X2006100B	M6×1	6HX	2.5P	14	80	10	20	6	4.9	8
X2007100P	M7×1	6HX	4P	13	80	10	20	7	5.5	8
X2007100B	M7×1	6HX	2.5P	14	80	10	20	7	5.5	8
X2008125P	M8×1.25	6HX	4P	5	90	13	22	8	6.2	9
X2008125B	M8×1.25	6HX	2.5P	5	90	13	22	8	6.2	9
X2008100P	M8×1	6HX	4P	5	90	13	22	8	6.2	9
X2008100B	M8×1	6HX	2.5P	5	90	13	22	8	6.2	9
X2010150P	M10×1.5	6HX	4P	5	100	15	24	10	8	11
X2010150B	M10×1.5	6HX	2.5P	5	100	15	24	10	8	11
X2010125P	M10×1.25	6HX	4P	5	100	15	24	10	8	11



X20-NRT X20 Forming taps

2.5P chamfers, for blind hole
4P chamfers, for through hole

- High-speed steel material;
- Complex coating, suitable for difficult to machine stainless steel, excellent processing characteristics and wear resistance.
- Suitable for stainless steel 200 series, 300 series, etc.



Item No.	Thread size	Limit	LC	Type	Dimensions(mm)					
					L	fl	In	d	k	Lk
X2010125B	M10×1.25	6HX	2.5P	5	100	15	24	10	8	11
X2010100P	M10×1	6HX	4P	5	100	15	24	10	8	11
X2010100B	M10×1	6HX	2.5P	5	100	15	24	10	8	11
X2012175P	M12×1.75	6HX	4P	5	110	17	32	9	7	10
X2012175B	M12×1.75	6HX	2.5P	5	110	17	32	9	7	10
X2012150P	M12×1.5	6HX	4P	5	110	17	32	9	7	10
X2012150B	M12×1.5	6HX	2.5P	5	110	17	32	9	7	10
X2012125P	M12×1.25	6HX	4P	5	110	17	32	9	7	10
X2012125B	M12×1.25	6HX	2.5P	5	110	17	32	9	7	10
X2012100P	M12×1	6HX	4P	5	110	17	32	9	7	10
X2012100B	M12×1	6HX	2.5P	5	110	17	32	9	7	10
X2014200P	M14×2	6HX	4P	5	110	20	33	11	9	12
X2014200B	M14×2	6HX	2.5P	5	110	20	33	11	9	12
X2014150P	M14×1.5	6HX	4P	5	110	20	33	11	9	12
X2014150B	M14×1.5	6HX	2.5P	5	110	20	33	11	9	12
X2014125P	M14×1.25	6HX	4P	5	110	20	33	11	9	12
X2014125B	M14×1.25	6HX	2.5P	5	110	20	33	11	9	12
X2014100P	M14×1	6HX	4P	5	110	20	33	11	9	12
X2014100B	M14×1	6HX	2.5P	5	110	20	33	11	9	12

P	P	P	SCM HRC35 ↓	M(SUS)	K(FC)	K(FCD)	N(AL)	N(Cu)	N(ADC)	S(Ti)	S(Ni)	H HRC35 ↑
-	-	-	-	●	-	-	-	-	-	-	-	-

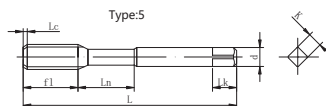


TAPS FOR STAINLESS STEEL

X20-NRT

X20 Forming taps

2.5P chamfers, for blind hole
4P chamfers, for through hole



- ⊙ High-speed steel material;
- ⊙ Complex coating, suitable for difficult to machine stainless steel, excellent processing characteristics and wear resistance.
- ⊙ Suitable for stainless steel 200 series, 300 series, etc.

Item No.	Thread size	Limit	LC	Type	Dimensions (mm)						
					L	fl	ln	d	k	Lk	
X2016200P	M16×2	6HX	4P	5	110	20	34	12	9	12	
X2016200B	M16×2	6HX	2.5P	5	110	20	34	12	9	12	
X2016150P	M16×1.5	6HX	4P	5	110	20	34	12	9	12	
X2016150B	M16×1.5	6HX	2.5P	5	110	20	34	12	9	12	
X2016125P	M16×1.25	6HX	4P	5	110	20	34	12	9	12	
X2016125B	M16×1.25	6HX	2.5P	5	110	20	34	12	9	12	
X2016100P	M16×1	6HX	4P	5	110	20	34	12	9	12	
X2016100B	M16×1	6HX	2.5P	5	110	20	34	12	9	12	
X2018250P	M18×2.5	6HX	4P	5	125	25	36	14	11	14	
X2018250B	M18×2.5	6HX	2.5P	5	125	25	36	14	11	14	
X2018200P	M18×2	6HX	4P	5	125	25	36	14	11	14	
X2018200B	M18×2	6HX	2.5P	5	125	25	36	14	11	14	
X2018150P	M18×1.5	6HX	4P	5	125	25	36	14	11	14	
X2018150B	M18×1.5	6HX	2.5P	5	125	25	36	14	11	14	
X2020250P	M20×2.5	6HX	4P	5	140	25	44	16	12	15	
X2020250B	M20×2.5	6HX	2.5P	5	140	25	44	16	12	15	
X2020200P	M20×2	6HX	4P	5	140	25	44	16	12	15	
X2020200B	M20×2	6HX	2.5P	5	140	25	44	16	12	15	
X2020150P	M20×1.5	6HX	4P	5	140	25	44	16	12	15	
X2020150B	M20×1.5	6HX	2.5P	5	140	25	44	16	12	15	
X2022250P	M22×2.5	6HX	4P	5	140	25	44	18	14.5	17	
X2022250B	M22×2.5	6HX	2.5P	5	140	25	44	18	14.5	17	
X2022200P	M22×2	6HX	4P	5	140	25	44	18	14.5	17	
X2022200B	M22×2	6HX	2.5P	5	140	25	44	18	14.5	17	
X2022150P	M22×1.5	6HX	4P	5	140	25	44	18	14.5	17	
X2022150B	M22×1.5	6HX	2.5P	5	140	25	44	18	14.5	17	
X2024300P	M24×3	6HX	4P	5	160	30	48	18	14.5	17	
X2024300B	M24×3	6HX	2.5P	5	160	30	48	18	14.5	17	
X2024250P	M24×2.5	6HX	4P	5	160	30	48	18	14.5	17	
X2024250B	M24×2.5	6HX	2.5P	5	160	30	48	18	14.5	17	
X2024200P	M24×2	6HX	4P	5	160	30	48	18	14.5	17	
X2024200B	M24×2	6HX	2.5P	5	160	30	48	18	14.5	17	

Tolerances under 6HX standard. Other tolerances and Special tap chamfer custom are available.

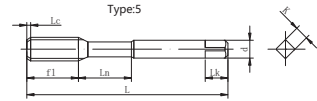
P	P	P	SCM HRC35 ↓	M(SUS)	K(FC)	K(FCD)	N(AL)	N(Cu)	N(ADC)	S(TI)	S(Ni)	H HRC35 ↑
-	-	-	-	●	-	-	-	-	-	-	-	-



X20-NRT X20 Forming taps

2.5P chamfers, for blind hole
4P chamfers, for through hole

- High-speed steel material;
- Complex coating, suitable for difficult to machine stainless steel, excellent processing characteristics and wear resistance.
- Suitable for stainless steel 200 series, 300 series, etc.



Item No.	Thread size	Limit	LC	Type	Dimensions (mm)					
					L	fl	ln	d	k	Lk
X2027250P	M27×2.5	6HX	4P	5	160	30	48	20	16	19
X2027250B	M27×2.5	6HX	2.5P	5	160	30	48	20	16	19
X2027200P	M27×2	6HX	4P	5	160	30	48	20	16	19
X2027200B	M27×2	6HX	2.5P	5	160	30	48	20	16	19
X2030350P	M30×3.5	6HX	4P	5	180	35	53	22	18	21
X2030350B	M30×3.5	6HX	2.5P	5	180	35	53	22	18	21
X2030300P	M30×3	6HX	4P	5	180	35	53	22	18	21
X2030300B	M30×3	6HX	2.5P	5	180	35	53	22	18	21
X2030250P	M30×2.5	6HX	4P	5	180	35	53	22	18	21
X2030250B	M30×2.5	6HX	2.5P	5	180	35	53	22	18	21
X2030200P	M30×2	6HX	4P	5	180	35	53	22	18	21
X2030200B	M30×2	6HX	2.5P	5	180	35	53	22	18	21

Tolerances under 6HX standard. Other tolerances and Special tap chamfer custom are available.

P	P	P	SCM HRC35 ↓	M(SUS)	K(FC)	K(FCD)	N(AL)	N(Cu)	N(ADC)	S(Ti)	S(Ni)	H HRC35 ↑
-	-	-	-	●	-	-	-	-	-	-	-	-



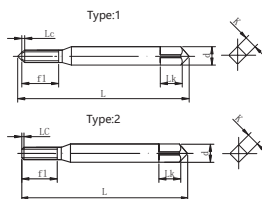
TAPS FOR STAINLESS STEEL

JX10-NRT

JX10 Forming taps

2P chamfers, for blind hole
4P chamfers, for through hole

- High-speed steel material;
- YC-200 coating, suitable for difficult to machine stainless steel, excellent processing characteristics and wear resistance.
- Suitable for stainless steel 200 series, 300 series, etc.



Item No.	Thread size	Limit	LC	Type	Dimensions (mm)						Flutes
					L	fl	In	d	k	Lk	
MN010025P	M1×0.25	RH4	4P	1	32	4.5	-	3	2.5	3	-
MN010025B	M1×0.25	RH4	2P	2	31	3.5	-	3	2.5	3	-
MN012025P	M1.2×0.25	RH4	4P	1	32	4.5	-	3	2.5	3	-
MN012025B	M1.2×0.25	RH4	2P	2	31	3.5	-	3	2.5	3	-
MN014030P	M1.4×0.3	RH4	4P	1	37	6.5	-	3	2.5	3	-
MN014030B	M1.4×0.3	RH4	2P	2	36	6.5	-	3	2.5	3	-
MN016035P	M1.6×0.35	RH4	4P	1	37	8	-	3	2.5	3	-
MN016035B	M1.6×0.35	RH4	2P	2	35.5	8	-	3	2.5	3	-
MN017035P	M1.7×0.35	RH4	4P	1	37	8	-	3	2.5	3	-
MN017035B	M1.7×0.35	RH4	2P	2	35.5	8	-	3	2.5	3	-
MN020040P	M2×0.4	RH5	4P	1	45	10	-	3	2.5	3	-
MN020040B	M2×0.4	RH5	2P	2	43.5	10	-	3	2.5	3	-
MN023040P	M2.3×0.4	RH5	4P	1	45	10	-	3	2.5	3	-
MN023040B	M2.3×0.4	RH5	2P	2	43.5	10	-	3	2.5	3	-
MN025045P	M2.5×0.45	RH5	4P	1	45	13	-	3	2.5	3	-
MN025045B	M2.5×0.45	RH5	2P	2	43.5	13	-	3	2.5	3	-
MN026045P	M2.6×0.45	RH5	4P	1	45	13	-	3	2.5	3	-
MN026045B	M2.6×0.45	RH5	2P	2	43.5	13	-	3	2.5	3	-
MN030050P	M3×0.5	RH7	4P	1	50	16	-	4	3.2	6	-
MN030050B	M3×0.5	RH7	2P	2	48	16	-	4	3.2	6	-
MN035060P	M3.5×0.6	RH7	4P	1	50	16	-	4	3.2	6	-
MN035060B	M3.5×0.6	RH7	2P	2	48	16	-	4	3.2	6	-
MN040070P	M4×0.7	RH7	4P	1	57	18	-	5	4	7	-
MN040070B	M4×0.7	RH7	2P	2	55	18	-	5	4	7	-
MN050080P	M5×0.8	RH7	4P	1	66	20	-	5.5	4.5	7	-
MN050080B	M5×0.8	RH7	2P	2	63.5	20	-	5.5	4.5	7	-
MN060100P	M6×1	RH7	4P	1	69	27	-	6	4.5	7	2
MN060100B	M6×1	RH7	2P	2	66.5	27	-	6	4.5	7	2

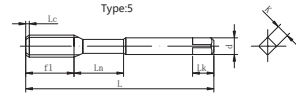
Tolerances under 6H standard. Other tolerances and Special tap chamfer custom are available.

P	P	P	SCM HRC35 ↓	M(SUS)	K(FC)	K(FCD)	N(AL)	N(Cu)	N(ADC)	S(Ti)	S(Ni)	H HRC35 ↑
-	-	-	-	●	-	-	-	-	-	-	-	-



JX10-NRT

JX10 Forming taps



2P chamfers, for blind hole
4P chamfers, for through hole

- ⊙ High-speed steel material;
- ⊙ YC-200 coating, suitable for difficult to machine stainless steel, excellent processing characteristics and wear resistance.
- ⊙ Suitable for stainless steel 200 series, 300 series, etc.

Item No.	Thread size	Limit	LC	Type	Dimensions (mm)						Flutes
					L	fl	ln	d	k	Lk	
MN070100P	M7×1	RH7	4P	5	70	13	10	6.2	5	8	2
MN070100B	M7×1	RH7	2P	5	70	13	10	6.2	5	8	2
MN080125P	M8×1.25	RH7	4P	5	70	13	23	6.2	5	8	3
MN080125B	M8×1.25	RH7	2P	5	70	13	23	6.2	5	8	3
MN100150P	M10×1.5	RH8	4P	5	75	15	28	7	5.5	8	6
MN100150B	M10×1.5	RH8	2P	5	75	15	28	7	5.5	8	6
MN120175P	M12×1.75	RH9	4P	5	82	17	25	8.5	6.5	9	6
MN120175B	M12×1.75	RH9	2P	5	82	17	25	8.5	6.5	9	6
MN140200P	M14×2	RH10	4P	5	88	20	31	10.5	8	11	6
MN140200B	M14×2	RH10	2P	5	88	20	31	10.5	8	11	6
MN160200P	M16×2	RH10	4P	5	95	20	32	12.5	10	13	6
MN160200B	M16×2	RH10	2P	5	95	20	32	12.5	10	13	6

Tolerances under 6H standard. Other tolerances and Special tap chamfer custom are available.

P	P	P	SCM HRC35 ↓	M(SUS)	K(FC)	K(FCD)	N(AL)	N(Cu)	N(ADC)	S(Ti)	S(Ni)	H HRC35 ↑
-	-	-	-	●	-	-	-	-	-	-	-	-

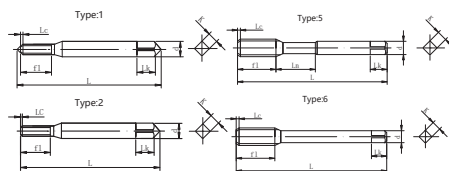


TAPS FOR STAINLESS STEEL

JX10-NRT JX10 Forming taps

2P chamfers, for blind hole
4P chamfers, for through hole

- High-speed steel material;
- YC-200 coating, suitable for difficult to machine stainless steel, excellent processing characteristics and wear resistance.
- Suitable for stainless steel 200 series, 300 series, etc.



Item No.	Thread size	Limit	LC	Type	Dimensions (mm)						Flutes
					L	fl	ln	d	k	Lk	
MNU164P	NO.1-64UNC	RH4	4P	1	7	9	-	3	2.5	3	-
MNU164B	NO.1-64UNC	RH4	2P	2	35.5	9	-	3	2.5	3	-
MNU256P	NO.2-56UNC	RH4	4P	1	45	12	-	3	2.5	3	-
MNU256B	NO.2-56UNC	RH4	2P	2	43.5	12	-	3	2.5	3	-
MNU348P	NO.3-48UNC	RH4	4P	1	45	15	-	3	2.5	3	-
MNU348B	NO.3-48UNC	RH4	2P	2	43.5	15	-	3	2.5	3	-
MNU440P	NO.4-40UNC	RH4	4P	1	45	15	-	3	2.5	3	-
MNU440B	NO.4-40UNC	RH4	2P	2	43.5	15	-	3	2.5	3	-
MNU540P	NO.5-40UNC	RH4	4P	1	50	15	-	4	3.2	6	-
MNU540B	NO.5-40UNC	RH4	2P	2	48	15	-	4	3.2	6	-
MNU632P	NO.6-32UNC	RH7	4P	1	50	16	-	4	3.2	6	-
MNU632B	NO.6-32UNC	RH7	2P	2	48	16	-	4	3.2	6	-
MNU832P	NO.8-32UNC	RH7	4P	1	57	18	-	5	4	7	-
MNU832B	NO.8-32UNC	RH7	2P	2	54.5	18	-	5	4	7	-
MNU1024P	NO.10-24UNC	RH7	4P	1	66	20	-	5.5	4.5	7	-
MNU1024B	NO.10-24UNC	RH7	2P	2	63.5	20	-	5.5	4.5	7	-
MNU1224P	NO.12-24UNC	RH7	4P	1	66	23	-	5.5	4.5	7	-
MNU1224B	NO.12-24UNC	RH7	2P	2	63.5	23	-	5.5	4.5	7	-
MNU1420P	1/4-20UNC	RH7	4P	6	62	27	-	6	4.5	7	2
MNU1420B	1/4-20UNC	RH7	2P	6	62	27	-	6	4.5	7	2
MNU51618P	5/16-18UNC	RH8	4P	5	70	15	15	6.1	5	8	3
MNU51618B	5/16-18UNC	RH8	2P	5	70	15	15	6.1	5	8	3
MNU3816P	3/8-16UNC	RH8	4P	5	75	16	27	7	5.5	8	6
MNU3816B	3/8-16UNC	RH8	2P	5	75	16	27	7	5.5	8	6
MNU71614P	7/16-14UNC	RH8	4P	5	80	20	20	8	6	9	6
MNU71614B	7/16-14UNC	RH8	2P	5	80	20	20	8	6	9	6
MNU1213P	1/2-13UNC	RH8	4P	5	85	21	27	9	7	10	6
MNU1213B	1/2-13UNC	RH8	2P	5	85	21	27	9	7	10	6
MNU91612P	9/16-12UNC	RH9	4P	5	90	21	29	10.5	8	11	6
MNU91612B	9/16-12UNC	RH9	2P	5	90	21	29	10.5	8	11	6
MNU5811P	5/8-11UNC	RH10	4P	5	95	23	25	12	9	12	6
MNU5811B	5/8-11UNC	RH10	2P	5	95	23	25	12	9	12	6

Tolerances under 2B standard. Other tolerances and Special tap chamfer custom are available.

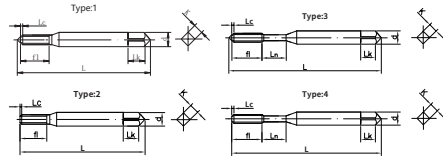
P	P	P	SCM HRC35 ↓	M(SUS)	K(FC)	K(FCD)	N(AL)	N(Cu)	N(ADC)	S(Ti)	S(Ni)	H HRC35 ↑
-	-	-	-	●	-	-	-	-	-	-	-	-

TAPS FOR STAINLESS STEEL



JX10-S-NRT JX10 Fine thread forming taps

2P chamfers, for blind hole
4P chamfers, for through hole



- High-speed steel material;
- YC-200 coating, suitable for difficult to machine stainless steel, excellent processing characteristics and wearresistance.
- Suitable for stainless steel 200 series, 300 series, etc.

Item No.	Thread size	Limit	LC	Type	Dimensions (mm)						Flutes
					L	fl	ln	d	k	Lk	
MN010020P	M1×0.2	RH4	4P	1	32	3	-	3	2.5	3	-
MN010020B	M1×0.2	RH4	2P	2	31	3	-	3	2.5	3	-
MN012020P	M1.2×0.2	RH4	4P	1	32	3	-	3	2.5	3	-
MN012020B	M1.2×0.2	RH4	2P	2	31	3	-	3	2.5	3	-
MN014020P	M1.4×0.2	RH4	4P	1	37	3	-	3	2.5	3	-
MN014020B	M1.4×0.2	RH4	2P	2	36	3	-	3	2.5	3	-
MN016020P	M1.6×0.2	RH4	4P	1	37	3	-	3	2.5	3	-
MN016020B	M1.6×0.2	RH4	2P	2	36	3	-	3	2.5	3	-
MN020025P	M2×0.25	RH4	4P	1	45	4	-	3	2.5	3	-
MN020025B	M2×0.25	RH4	2P	2	43.5	4	-	3	2.5	3	-
MN030035P	M3×0.35	RH4	4P	3	50	6	8	4	3.2	6	-
MN030035B	M3×0.35	RH4	2P	4	48	6	8	4	3.2	6	-
MN040050P	M4×0.5	RH7	4P	3	57	8	8	5	4	7	-
MN040050B	M4×0.5	RH7	2P	4	55	8	8	5	4	7	-
MN050050P	M5×0.5	RH7	4P	3	66	8	8	5.5	4.5	7	-
MN050050B	M5×0.5	RH7	2P	4	64	8	8	5.5	4.5	7	-
MN060050P	M6×0.5	RH7	4P	3	69	12	12	6	4.5	7	2
MN060050B	M6×0.5	RH7	2P	4	66	12	12	6	4.5	7	2
MN060075P	M6×0.75	RH7	4P	3	69	12	12	6	4.5	7	2
MN060075B	M6×0.75	RH7	2P	4	66	12	12	6	4.5	7	2

Tolerances under 6H standard. Other tolerances and Special tap chamfer custom are available.

P	P	P	SCM HRC35 ↓	M(SUS)	K(FC)	K(FCD)	N(AL)	N(Cu)	N(ADC)	S(Ti)	S(Ni)	H HRC35 ↑
-	-	-	-	●	-	-	-	-	-	-	-	-



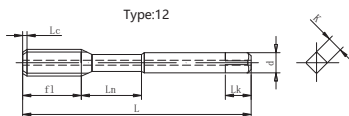
TAPS FOR STAINLESS STEEL

JX10-S-NRT

JX10 Forming taps with fine thread

2.5P chamfers, for blind hole
4P chamfers, for through hole

- High-speed steel material;
- YC-200 coating, suitable for difficult to machine stainless steel, excellent processing characteristics and wear resistance.
- Suitable for stainless steel 200 series, 300 series, etc.



Item No.	Thread size	Limit	LC	Type	Dimensions(mm)						Flutes
					L	fl	Ln	d	k	Lk	
MN080100P	M8×1	RH7	4P	5	70	13	23	6.2	5	8	3
MN080100B	M8×1	RH7	2P	5	70	13	23	6.2	5	8	3
MN080075P	M8×0.75	RH7	4P	5	70	13	23	6.2	5	8	3
MN080075B	M8×0.75	RH7	2P	5	70	13	23	6.2	5	8	3
MN100125P	M10×1.25	RH7	4P	5	75	13	30	7	5.5	8	6
MN100125B	M10×1.25	RH7	2P	5	75	13	30	7	5.5	8	6
MN100100P	M10×1	RH7	4P	5	75	13	30	7	5.5	8	6
MN100100B	M10×1	RH7	2P	5	75	13	30	7	5.5	8	6
MN100075P	M10×0.75	RH7	4P	5	75	13	30	7	5.5	8	6
MN100075B	M10×0.75	RH7	2P	5	75	13	30	7	5.5	8	6
MN120150P	M12×1.5	RH8	4P	5	82	17	25	8.5	6.5	9	6
MN120150B	M12×1.5	RH8	2P	5	82	17	25	8.5	6.5	9	6
MN120125P	M12×1.25	RH7	4P	5	82	13	29	8.5	6.5	9	6
MN120125B	M12×1.25	RH7	2P	5	82	13	29	8.5	6.5	9	6
MN120100P	M12×1	RH7	4P	5	82	13	29	8.5	6.5	9	6
MN120100B	M12×1	RH7	2P	5	82	13	29	8.5	6.5	9	6
MN140150P	M14×1.5	RH8	4P	5	88	20	31	10.5	8	11	6
MN140150B	M14×1.5	RH8	2P	5	88	20	31	10.5	8	11	6
MN140125P	M14×1.25	RH7	4P	5	88	20	31	10.5	8	11	6
MN140125B	M14×1.25	RH7	2P	5	88	20	31	10.5	8	11	6
MN140100P	M14×1	RH7	4P	5	88	20	31	10.5	8	11	6
MN140100B	M14×1	RH7	2P	5	88	20	31	10.5	8	11	6
MN160150P	M16×1.5	RH8	4P	5	95	20	32	12.5	10	13	6
MN160150B	M16×1.5	RH8	2P	5	95	20	32	12.5	10	13	6
MN160125P	M16×1.25	RH7	4P	5	95	20	32	12.5	10	13	6
MN160125B	M16×1.25	RH7	2P	5	95	20	32	12.5	10	13	6
MN160100P	M16×1	RH7	4P	5	95	20	32	12.5	10	13	6
MN160100B	M16×1	RH7	2P	5	95	20	32	12.5	10	13	6

Tolerances under 6H standard. Other tolerances and Special tap chamfer custom are available.

P	P	P	SCM HRC35 ↓	M(SUS)	K(FC)	K(FCD)	N(AL)	N(Cu)	N(ADC)	S(Ti)	S(Ni)	H HRC35 ↑
-	-	-	-	●	-	-	-	-	-	-	-	-

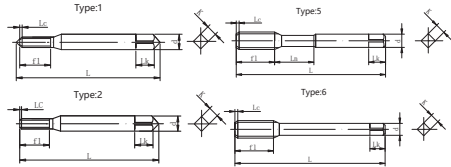
TAPS FOR STAINLESS STEEL



JX10-S-NRT

JX10 Forming taps with fine thread

2P chamfers, for blind hole
4P chamfers, for through hole



- ⊙ High-speed steel material;
- ⊙ YC-200 coating, suitable for difficult to machine stainless steel, excellent processing characteristics and wear resistance.
- ⊙ Suitable for stainless steel 200 series, 300 series, etc.

Item No.	Thread size	Limit	LC	Type	Dimensions (mm)						Flutes
					L	fl	ln	d	k	Lk	
MNU080P	NO.0-80UNF	RH4	4P	1	37	6.5	-	3	2.5	3	-
MNU080B	NO.0-80UNF	RH4	2P	2	35.5	6.5	-	3	2.5	3	-
MNU172P	NO.1-72UNF	RH4	4P	1	37	9	-	3	2.5	3	-
MNU172B	NO.1-72UNF	RH4	2P	2	35.5	9	-	3	2.5	3	-
MNU1032P	NO.10-32UNF	RH7	4P	1	66	20	-	5.5	4.5	7	-
MNU1032B	NO.10-32UNF	RH7	2P	2	63.5	20	-	5.5	4.5	7	-
MNU1228P	NO.12-28UNF	RH7	4P	1	66	23	-	5.5	4.5	7	-
MNU1228B	NO.12-28UNF	RH7	2P	2	63.5	23	-	5.5	4.5	7	-
MNU1428P	1/4-28UNF	RH7	4P	6	62	27	-	6	4.5	7	2
MNU1428B	1/4-28UNF	RH7	2P	6	62	27	-	6	4.5	7	2
MNU51624P	5/16-24UNF	RH7	4P	5	70	11	19	6.1	5	8	3
MNU51624B	5/16-24UNF	RH7	2P	5	70	11	19	6.1	5	8	3
MNU3824P	3/8-24UNF	RH7	4P	5	75	11	32	7	5.5	8	6
MNU3824B	3/8-24UNF	RH7	2P	5	75	11	32	7	5.5	8	6
MNU71620P	7/16-20UNF	RH7	4P	5	80	13	27	8	6	9	6
MNU71620B	7/16-20UNF	RH7	2P	5	80	13	27	8	6	9	6
MNU1220P	1/2-20UNF	RH7	4P	5	85	13	35	9	7	10	6
MNU1220B	1/2-20UNF	RH7	2P	5	85	13	35	9	7	10	6
MNU91618P	9/16-18UNF	RH8	4P	5	90	15	35	10.5	8	11	6
MNU91618B	9/16-18UNF	RH8	2P	5	90	15	35	10.5	8	11	6
MNU5818P	5/8-18UNF	RH8	4P	5	95	23	25	12	9	12	6
MNU5818B	5/8-18UNF	RH8	2P	5	95	23	25	12	9	12	6

Tolerances under 2B standard. Other tolerances and Special tap chamfer custom are available.

P	P	P	SCM HRC35 ↓	M(SUS)	K(FC)	K(PCD)	N(AL)	N(Cu)	N(ADC)	S(Ti)	S(Ni)	H HRC35 ↑
-	-	-	-	●	-	-	-	-	-	-	-	-



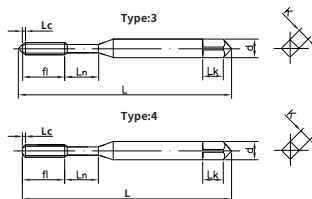
TAPS FOR STAINLESS STEEL

JX10-BK-NRT

JX10 Forming taps with long neck

2P chamfers, for blind hole
4P chamfers, for through hole

- High-speed steel material;
- YC-200 coating, suitable for difficult to machine stainless steel, excellent processing characteristics and wear resistance.
- Suitable for stainless steel 200 series, 300 series, etc.



Item No.	Thread size	Limit	LC	Type	Dimensions (mm)						Flutes
					L	fl	ln	d	k	Lk	
MBK0204P	M2×0.4	RH5	4P	3	45	7	6	3	2.5	3	-
MBK0204B	M2×0.4	RH5	2P	4	43.5	7	6	3	2.5	3	-
MBK025045P	M2.5×0.45	RH5	4P	3	45	8	7	3	2.5	3	-
MBK025045B	M2.5×0.45	RH5	2P	4	43.5	8	7	3	2.5	3	-
MBK030050P	M3×0.5	RH7	4P	3	50	10	8	4	3.2	6	-
MBK030050B	M3×0.5	RH7	2P	4	48	10	8	4	3.2	6	-
MBK035060P	M3.5×0.6	RH7	4P	3	50	10	8	4	3.2	6	-
MBK035060B	M3.5×0.6	RH7	2P	4	48	10	8	4	3.2	6	-
MBK040070P	M4×0.7	RH7	4P	3	57	11	9	5	4	7	-
MBK040070B	M4×0.7	RH7	2P	4	55	11	9	5	4	7	-
MBK045075P	M4.5×0.75	RH7	4P	3	57	11	9	5	4	7	-
MBK045075B	M4.5×0.75	RH7	2P	4	55	11	9	5	4	7	-
MBK050080P	M5×0.8	RH7	4P	3	66	12	10	5.5	4.5	7	-
MBK050080B	M5×0.8	RH7	2P	4	63.5	12	10	5.5	4.5	7	-
MBK060100P	M6×1	RH7	4P	3	69	12	12	6	4.5	7	2
MBK060100B	M6×1	RH7	2P	4	66	12	12	6	4.5	7	2

Tolerances under 6H standard. Other tolerances and Special tap chamfer custom are available.

P	P	P	SCM HRC35 ↓	M(SUS)	K(FC)	K(FCD)	N(AL)	N(Cu)	N(ADC)	S(Ti)	S(Ni)	H HRC35 ↑
-	-	-	-	●	-	-	-	-	-	-	-	-

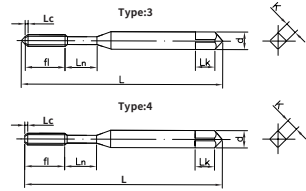
TAPS FOR STAINLESS STEEL



JX10-BK-NRT

JX10 Forming taps with long neck

2P chamfers, for blind hole
4P chamfers, for through hole



- High-speed steel material;
- YC-200 coating, suitable for difficult to machine stainless steel, excellent processing characteristics and wear resistance.
- Suitable for stainless steel 200 series, 300 series, etc.

Item No.	Thread size	Limit	LC	Type	Dimensions (mm)						Flutes
					L	fl	In	d	k	Lk	
MUBK440P	NO.4-40UNC	RH4	4P	3	45	9	7	3	2.5	3	-
MUBK440B	NO.4-40UNC	RH4	2P	4	43.5	9	7	3	2.5	3	-
MUBK540P	NO.5-40UNC	RH4	4P	3	50	10	8	4	3.2	6	-
MUBK540B	NO.5-40UNC	RH4	2P	4	48	10	8	4	3.2	6	-
MUBK632P	NO.6-32UNC	RH7	4P	3	50	10	8	4	3.2	6	-
MUBK632B	NO.6-32UNC	RH7	2P	4	48	10	8	4	3.2	6	-
MUBK832P	NO.8-32UNC	RH7	4P	3	57	11	9	5	4	7	-
MUBK832B	NO.8-32UNC	RH7	2P	4	55	11	9	5	4	7	-
MUBK1024P	NO.10-24UNC	RH7	4P	3	66	12	10	5.5	4.5	7	-
MUBK1024B	NO.10-24UNC	RH7	2P	4	63.5	12	10	5.5	4.5	7	-
MUBK1224P	NO.12-24UNC	RH7	4P	3	66	12	12	5.5	4.5	7	-
MUBK1224B	NO.12-24UNC	RH7	2P	4	63.5	12	12	5.5	4.5	7	-

Tolerances under 2B standard. Other tolerances and Special tap chamfer custom are available.

P	P	P	SCM HRC35 ↓	M (sus)	K (FC)	K (PCD)	N (AL)	N (Cu)	N (ADC)	S (Ti)	S (Ni)	H HRC35 ↑
-	-	-	-	●	-	-	-	-	-	-	-	-



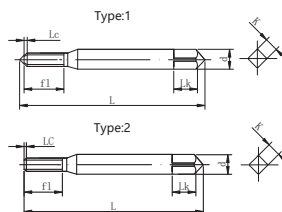
TAPS FOR STAINLESS STEEL

JX10-LH-NRT

JX10 Forming tap with LH thread

2P chamfers, for blind hole
4P chamfers, for through hole

- High-speed steel material;
- Thread left-handed, suitable for left-thread machining.
- YC-200 coating, suitable for difficult to machine stainless steel, excellent processing characteristics and wear resistance.
- Suitable for stainless steel 200 series, 300 series, etc.



Item No.	Thread size	Limit	LC	Type	Dimensions(mm)						Flutes
					L	fl	ln	d	k	Lk	
MLH01025P	M1×0.25	RH4	4P	1	32	4.5	-	3	2.5	3	-
MLH01025B	M1×0.25	RH4	2P	2	31	3.5	-	3	2.5	3	-
MLH01225P	M1.2×0.25	RH4	4P	1	32	4.5	-	3	2.5	3	-
MLH01225B	M1.2×0.25	RH4	2P	2	31	3.5	-	3	2.5	3	-
MLH014030P	M1.4×0.3	RH4	4P	1	37	6.5	-	3	2.5	3	-
MLH014030B	M1.4×0.3	RH4	2P	2	36	6.5	-	3	2.5	3	-
MLH016035P	M1.6×0.35	RH4	4P	1	37	8	-	3	2.5	3	-
MLH016035B	M1.6×0.35	RH4	2P	2	35.5	8	-	3	2.5	3	-
MLH017035P	M1.7×0.35	RH4	4P	1	37	8	-	3	2.5	3	-
MLH017035B	M1.7×0.35	RH4	2P	2	35.5	8	-	3	2.5	3	-
MLH020040P	M2×0.4	RH5	4P	1	45	10	-	3	2.5	3	-
MLH020040B	M2×0.4	RH5	2P	2	43.5	10	-	3	2.5	3	-
MLH023040P	M2.3×0.4	RH5	4P	1	45	10	-	3	2.5	3	-
MLH023040B	M2.3×0.4	RH5	2P	2	43.5	10	-	3	2.5	3	-
MLH025045P	M2.5×0.45	RH5	4P	1	45	13	-	3	2.5	3	-
MLH025045B	M2.5×0.45	RH5	2P	2	43.5	13	-	3	2.5	3	-
MLH026045P	M2.6×0.45	RH5	4P	1	45	13	-	3	2.5	3	-
MLH026045B	M2.6×0.45	RH5	2P	2	43.5	13	-	3	2.5	3	-
MLH030050P	M3×0.5	RH7	4P	1	50	16	-	4	3.2	6	-
MLH030050B	M3×0.5	RH7	2P	2	48	16	-	4	3.2	6	-
MLH035060P	M3.5×0.6	RH7	4P	1	50	16	-	4	3.2	6	-
MLH035060B	M3.5×0.6	RH7	2P	2	48	16	-	4	3.2	6	-
MLH040070P	M4×0.7	RH7	4P	1	57	18	-	5	4	7	-
MLH040070B	M4×0.7	RH7	2P	2	55	18	-	5	4	7	-
MLH050080P	M5×0.8	RH7	4P	1	66	20	-	5.5	4.5	7	-
MLH050080B	M5×0.8	RH7	2P	2	63.5	20	-	5.5	4.5	7	-
MLH060100P	M6×1	RH7	4P	1	69	27	-	6	4.5	7	2
MLH060100B	M6×1	RH7	2P	2	66.5	27	-	6	4.5	7	2

Tolerances under 6H standard. Other tolerances and Special tap chamfer custom are available.

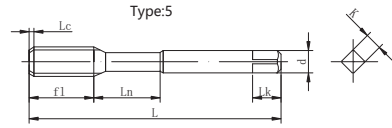
P	P	P	SCM HRC35 ↓	M(SUS)	K(FC)	K(FCD)	N(AL)	N(Cu)	N(ADC)	S(Ti)	S(Ni)	H HRC35 ↑
-	-	-	-	●	-	-	-	-	-	-	-	-



JX10-LH-NRT

JX10 Forming tap with LH thread

2P chamfers, for blind hole
4P chamfers, for through hole



- High-speed steel material;
- Thread left - handed, suitable for left - thread machining.
- YC-200 coating, suitable for difficult to machine stainless steel, excellent processing characteristics and wear resistance.
- Suitable for stainless steel 200 series, 300 series, etc.

Item No.	Thread size	Limit	LC	Type	Dimensions(mm)						Flutes
					L	fl	Ln	d	k	Lk	
MLH07100P	M7×1	RH7	4P	5	70	13	10	6.2	5	8	2
MLH07100B	M7×1	RH7	2P	5	70	13	10	6.2	5	8	2
MLH08125P	M8×1.25	RH7	4P	5	70	13	23	6.2	5	8	3
MLH08125B	M8×1.25	RH7	2P	5	70	13	23	6.2	5	8	3
MLH10150P	M10×1.5	RH8	4P	5	75	15	28	7	5.5	8	6
MLH10150B	M10×1.5	RH8	2P	5	75	15	28	7	5.5	8	6
MLH12175P	M12×1.75	RH9	4P	5	82	17	25	8.5	6.5	9	6
MLH12175B	M12×1.75	RH9	2P	5	82	17	25	8.5	6.5	9	6
MLH14200P	M14×2	RH10	4P	5	88	20	31	10.5	8	11	6
MLH14200B	M14×2	RH10	2P	5	88	20	31	10.5	8	11	6
MLH16200P	M16×2	RH10	4P	5	95	20	32	12.5	10	13	6
MLH16200B	M16×2	RH10	2P	5	95	20	32	12.5	10	13	6

Tolerances under 6H standard. Other tolerances and Special tap chamfer custom are available.

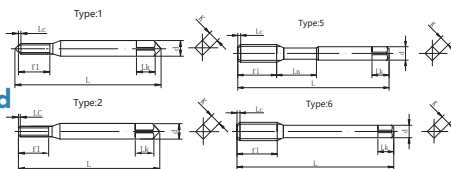
P	P	P	SCM HRC35 ↓	M(sus)	K(FC)	K(PCD)	N(AL)	N(Cu)	N(ADC)	S(Ti)	S(Ni)	H HRC35 ↑
-	-	-	-	●	-	-	-	-	-	-	-	-



TAPS FOR STAINLESS STEEL

JX10-LH-NRT JX10 Forming tap with LH thread

2P chamfers, for blind hole
4P chamfers, for through hole



- High-speed steel material;
- Thread left-handed, suitable for left-thread machining.
- YC-200 coating, suitable for difficult to machine stainless steel, excellent processing characteristics and wear resistance.
- Suitable for stainless steel 200 series, 300 series, etc.

Item No.	Thread size	Limit	LC	Type	Dimensions(mm)						Flutes
					L	fl	ln	d	k	Lk	
MULH164P	NO.1-64UNC	RH4	4P	1	37	9	-	3	2.5	3	-
MULH164B	NO.1-64UNC	RH4	2P	2	35.5	9	-	3	2.5	3	-
MULH256P	NO.2-56UNC	RH4	4P	1	45	12	-	3	2.5	3	-
MULH256B	NO.2-56UNC	RH4	2P	2	43.5	12	-	3	2.5	3	-
MULH348P	NO.3-48UNC	RH4	4P	1	45	15	-	3	2.5	3	-
MULH348B	NO.3-48UNC	RH4	2P	2	43.5	15	-	3	2.5	3	-
MULH440P	NO.4-40UNC	RH4	4P	1	45	15	-	3	2.5	3	-
MULH440B	NO.4-40UNC	RH4	2P	2	43.5	15	-	3	2.5	3	-
MULH540P	NO.5-40UNC	RH4	4P	1	50	15	-	4	3.2	6	-
MULH540B	NO.5-40UNC	RH4	2P	2	48	15	-	4	3.2	6	-
MULH632P	NO.6-32UNC	RH7	4P	1	50	16	-	4	3.2	6	-
MULH632B	NO.6-32UNC	RH7	2P	2	48	16	-	4	3.2	6	-
MULH832P	NO.8-32UNC	RH7	4P	1	57	18	-	5	4	7	-
MULH832B	NO.8-32UNC	RH7	2P	2	54.5	18	-	5	4	7	-
MULH1024P	NO.10-24UNC	RH7	4P	1	66	20	-	5.5	4.5	7	-
MULH1024B	NO.10-24UNC	RH7	2P	2	63.5	20	-	5.5	4.5	7	-
MULH1224P	NO.12-24UNC	RH7	4P	1	66	23	-	5.5	4.5	7	-
MULH1224B	NO.12-24UNC	RH7	2P	2	63.5	23	-	5.5	4.5	7	-
MULH1420P	1/4-20UNC	RH7	4P	6	62	27	-	6	4.5	7	2
MULH1420B	1/4-20UNC	RH7	2P	6	62	27	-	6	4.5	7	2
MULH51618P	5/16-18UNC	RH8	4P	5	70	15	15	6.1	5	8	3
MULH51618B	5/16-18UNC	RH8	2P	5	70	15	15	6.1	5	8	3
MULH3816P	3/8-16UNC	RH8	4P	5	75	16	27	7	5.5	8	6
MULH3816B	3/8-16UNC	RH8	2P	5	75	16	27	7	5.5	8	6
MULH71614P	7/16-14UNC	RH8	4P	5	80	20	20	8	6	9	6
MULH71614B	7/16-14UNC	RH8	2P	5	80	20	20	8	6	9	6
MULH1213P	1/2-13UNC	RH8	4P	5	85	21	27	9	7	10	6
MULH1213B	1/2-13UNC	RH8	2P	5	85	21	27	9	7	10	6
MULH91612P	9/16-12UNC	RH9	4P	5	90	21	29	10.5	8	11	6
MULH91612B	9/16-12UNC	RH9	2P	5	90	21	29	10.5	8	11	6
MULH5811P	5/8-11UNC	RH10	4P	5	95	23	25	12	9	12	6
MULH5811B	5/8-11UNC	RH10	2P	5	95	23	25	12	9	12	6

Tolerances under 2B standard. Other tolerances and Special tap chamfer custom are available.

P	P	P	SCM HRC35 ↓	M(SUS)	K(FC)	K(FCD)	N(AL)	N(Cu)	N(ADC)	S(Ti)	S(Ni)	H HRC35 ↑
-	-	-	-	●	-	-	-	-	-	-	-	-

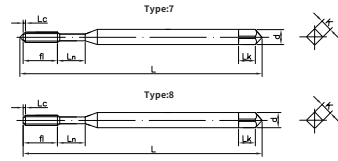


JX10-L-NRT

JX10 Forming taps with long shank

2P chamfers, for blind hole
4P chamfers, for through hole

- High-speed steel material;
- YC-200 coating, suitable for difficult to machine stainless steel, excellent processing characteristics and wear resistance.
- Suitable for stainless steel 200 series, 300 series, etc.



Item No.	Thread size	Limit	LC	Type	Dimensions (mm)						Flutes
					L	fl	In	d	k	Lk	
MN020480P	M2×0.4	RH5	4P	7	80	7	6	3	2.5	5	-
MN020480B	M2×0.4	RH5	2P	8	78	7	6	3	2.5	5	-
MN0204100P	M2×0.4	RH5	4P	7	100	7	6	3	2.5	5	-
MN0204100B	M2×0.4	RH5	2P	8	98	7	6	3	2.5	5	-
MN0204120P	M2×0.4	RH5	4P	7	120	7	6	3	2.5	5	-
MN0204120B	M2×0.4	RH5	2P	8	118	7	6	3	2.5	5	-
MN02504580P	M2.5×0.45	RH5	4P	7	80	8	7	3	2.5	5	-
MN02504580B	M2.5×0.45	RH5	2P	8	78	8	7	3	2.5	5	-
MN025045100P	M2.5×0.45	RH5	4P	7	100	8	7	3	2.5	5	-
MN025045100B	M2.5×0.45	RH5	2P	8	98	8	7	3	2.5	5	-
MN025045120P	M2.5×0.45	RH5	4P	7	120	8	7	3	2.5	5	-
MN025045120B	M2.5×0.45	RH5	2P	8	118	8	7	3	2.5	5	-
MN030580P	M3×0.5	RH7	4P	7	80	10	8	4	3.2	6	-
MN030580B	M3×0.5	RH7	2P	8	78	10	8	4	3.2	6	-
MN0305100P	M3×0.5	RH7	4P	7	100	10	8	4	3.2	6	-
MN0305100B	M3×0.5	RH7	2P	8	98	10	8	4	3.2	6	-
MN0305120P	M3×0.5	RH7	4P	7	120	10	8	4	3.2	6	-
MN0305120B	M3×0.5	RH7	2P	8	118	10	8	4	3.2	6	-
MN0305150P	M3×0.5	RH7	4P	7	150	10	8	4	3.2	6	-
MN0305150B	M3×0.5	RH7	2P	8	148	10	8	4	3.2	6	-
MN0350680P	M3.5×0.6	RH7	4P	7	80	10	8	4	3.2	6	-
MN0350680B	M3.5×0.6	RH7	2P	8	78	10	8	4	3.2	6	-
MN03506100P	M3.5×0.6	RH7	4P	7	100	10	8	4	3.2	6	-
MN03506100B	M3.5×0.6	RH7	2P	8	98	10	8	4	3.2	6	-
MN03506120P	M3.5×0.6	RH7	4P	7	120	10	8	4	3.2	6	-
MN03506120B	M3.5×0.6	RH7	2P	8	118	10	8	4	3.2	6	-
MN03506150P	M3.5×0.6	RH7	4P	7	150	10	8	4	3.2	6	-
MN03506150B	M3.5×0.6	RH7	2P	8	148	10	8	4	3.2	6	-
MN040780P	M4×0.7	RH7	4P	7	80	11	9	5	4	7	-
MN040780B	M4×0.7	RH7	2P	8	78	11	9	5	4	7	-
MN0407100P	M4×0.7	RH7	4P	7	100	11	9	5	4	7	-
MN0407100B	M4×0.7	RH7	2P	8	98	11	9	5	4	7	-
MN0407120P	M4×0.7	RH7	4P	7	120	11	9	5	4	7	-
MN0407120B	M4×0.7	RH7	2P	8	118	11	9	5	4	7	-
MN0407150P	M4×0.7	RH7	4P	7	150	11	9	5	4	7	-
MN0407150B	M4×0.7	RH7	2P	7	148	11	9	5	4	7	-

P	P	P	SCM HRC35 ↓	M(SUS)	K(FC)	K(PCD)	N(AL)	N(Cu)	N(ADC)	S(Ti)	S(Ni)	H HRC35 ↑
-	-	-	-	●	-	-	-	-	-	-	-	-

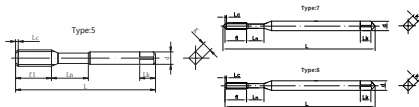


TAPS FOR STAINLESS STEEL

JX10-L-NRT

JX10 Forming taps with long shank

2P chamfers, for blind hole
4P chamfers, for through hole



- High-speed steel material;
- YC-200 coating, suitable for difficult to machine stainless steel, excellent processing characteristics and wear resistance.
- Suitable for stainless steel 200 series, 300 series, etc.

Item No.	Thread size	Limit	LC	Type	Dimensions(mm)						Flutes
					L	fl	In	d	k	Lk	
MN04507580P	M4.5×0.75	RH7	4P	7	80	11	9	5	4	7	-
MN04507580B	M4.5×0.75	RH7	2P	8	78	11	9	5	4	7	-
MN045075100P	M4.5×0.75	RH7	4P	7	100	11	9	5	4	7	-
MN045075100B	M4.5×0.75	RH7	2P	8	98	11	9	5	4	7	-
MN045075120P	M4.5×0.75	RH7	4P	7	120	11	9	5	4	7	-
MN045075120B	M4.5×0.75	RH7	2P	8	118	11	9	5	4	7	-
MN045075150P	M4.5×0.75	RH7	4P	7	150	11	9	5	4	7	-
MN045075150B	M4.5×0.75	RH7	2P	8	148	11	9	5	4	7	-
MN050880P	M5×0.8	RH7	4P	7	80	12	10	5.5	4.5	7	-
MN050880B	M5×0.8	RH7	2P	8	78	12	10	5.5	4.5	7	-
MN0508100P	M5×0.8	RH7	4P	7	100	12	10	5.5	4.5	7	-
MN0508100B	M5×0.8	RH7	2P	8	98	12	10	5.5	4.5	7	-
MN0508120P	M5×0.8	RH7	4P	7	120	12	10	5.5	4.5	7	-
MN0508120B	M5×0.8	RH7	2P	8	118	12	10	5.5	4.5	7	-
MN0508150P	M5×0.8	RH7	4P	7	150	12	10	5.5	4.5	7	-
MN0508150B	M5×0.8	RH7	2P	8	148	12	10	5.5	4.5	7	-
MN061080P	M6×1	RH7	4P	7	80	12	12	6	4.5	7	2
MN061080B	M6×1	RH7	2P	8	78	12	12	6	4.5	7	2
MN0610100P	M6×1	RH7	4P	7	100	12	12	6	4.5	7	2
MN0610100B	M6×1	RH7	2P	8	98	12	12	6	4.5	7	2
MN0610120P	M6×1	RH7	4P	7	120	12	12	6	4.5	7	2
MN0610120B	M6×1	RH7	2P	8	118	12	12	6	4.5	7	2
MN0610150P	M6×1	RH7	4P	7	150	12	12	6	4.5	7	2
MN0610150B	M6×1	RH7	2P	8	148	12	12	6	4.5	7	2
MN0710100B	M7×1	RH7	2P	5	100	13	10	6.2	5	8	2
MN0710120B	M7×1	RH7	2P	5	120	13	10	6.2	5	8	2
MN0710150B	M7×1	RH7	2P	5	150	13	10	6.2	5	8	2
MN08125100B	M8×1.25	RH7	2P	5	100	13	23	6.2	5	8	3
MN08125120B	M8×1.25	RH7	2P	5	120	13	23	6.2	5	8	3
MN08125150B	M8×1.25	RH7	2P	5	150	13	23	6.2	5	8	3
MN0810100B	M8×1	RH7	2P	5	100	13	23	6.2	5	8	3
MN0810120B	M8×1	RH7	2P	5	120	13	23	6.2	5	8	3
MN0810150B	M8×1	RH7	2P	5	150	13	23	6.2	5	8	3
MN1015100B	M10×1.5	RH8	2P	5	100	15	28	7	5.5	8	6

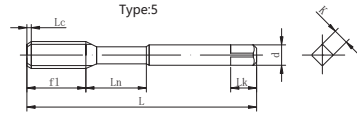
P	P	P	SCM HRC35 ↓	M(SUS)	K(FC)	K(FCD)	N(AL)	N(Cu)	N(ADC)	S(Ti)	S(Ni)	H HRC35 ↑
-	-	-	-	●	-	-	-	-	-	-	-	-



JX10-L-NRT

JX10 Forming taps with long shank

2P chamfers, for blind hole
4P chamfers, for through hole



- High-speed steel material;
- YC-200 coating, suitable for difficult to machine stainless steel, excellent processing characteristics and wear resistance.
- Suitable for stainless steel 200 series, 300 series, etc.

Item No.	Thread size	Limit	LC	Type	Dimensions (mm)						Flutes
					L	fl	In	d	k	Lk	
MN10150120B	M10×1.5	RH8	2P	5	120	15	28	7	5.5	8	6
MN10150150B	M10×1.5	RH8	2P	5	150	15	28	7	5.5	8	6
MN10125100B	M10×1.25	RH7	2P	5	100	13	30	7	5.5	8	6
MN10125120B	M10×1.25	RH7	2P	5	120	13	30	7	5.5	8	6
MN10125150B	M10×1.25	RH7	2P	5	150	13	30	7	5.5	8	6
MN10100100B	M10×1	RH7	2P	5	100	13	30	7	5.5	8	6
MN10100120B	M10×1	RH7	2P	5	120	13	30	7	5.5	8	6
MN10100150B	M10×1	RH7	2P	5	150	13	30	7	5.5	8	6
MN12175100B	M12×1.75	RH9	2P	5	100	17	25	8.5	6.5	9	6
MN12175120B	M12×1.75	RH9	2P	5	120	17	25	8.5	6.5	9	6
MN12175150B	M12×1.75	RH9	2P	5	150	17	25	8.5	6.5	9	6
MN12150100B	M12×1.5	RH8	2P	5	100	17	25	8.5	6.5	9	6
MN12150120B	M12×1.5	RH8	2P	5	120	17	25	8.5	6.5	9	6
MN12150150B	M12×1.5	RH8	2P	5	150	17	25	8.5	6.5	9	6
MN12125100B	M12×1.25	RH7	2P	5	100	13	29	8.5	6.5	9	6
MN12125120B	M12×1.25	RH7	2P	5	120	13	29	8.5	6.5	9	6
MN12125150B	M12×1.25	RH7	2P	5	150	13	29	8.5	6.5	9	6
MN12100100B	M12×1	RH7	2P	5	100	13	29	8.5	6.5	9	6
MN12100120B	M12×1	RH7	2P	5	120	13	29	8.5	6.5	9	6
MN12100150B	M12×1	RH7	2P	5	150	13	29	8.5	6.5	9	6
MN14200120B	M14×2	RH10	2P	5	120	20	31	10.5	8	11	6
MN14200150B	M14×2	RH10	2P	5	150	20	31	10.5	8	11	6
MN14150120B	M14×1.5	RH8	2P	5	120	20	31	10.5	8	11	6
MN14150150B	M14×1.5	RH8	2P	5	150	20	31	10.5	8	11	6
MN14125120B	M14×1.25	RH7	2P	5	120	20	31	10.5	8	11	6
MN14125150B	M14×1.25	RH7	2P	5	150	20	31	10.5	8	11	6
MN14100120B	M14×1	RH7	2P	5	120	20	31	10.5	8	11	6
MN14100150B	M14×1	RH7	2P	5	150	20	31	10.5	8	11	6
MN16200120B	M16×2	RH10	2P	5	120	20	32	12.5	10	13	6
MN16200150B	M16×2	RH10	2P	5	150	20	32	12.5	10	13	6

Tolerances under 6H standard. Other tolerances and Special tap chamfer custom are available.

P	P	P	SCM HRC35 ↓	M (SUS)	K (FC)	K (PCD)	N (AL)	N (Cu)	N (ADC)	S (Ti)	S (Ni)	H HRC35 ↑
-	-	-	-	●	-	-	-	-	-	-	-	-

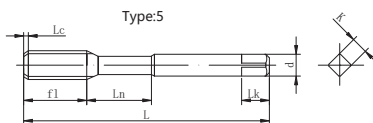


TAPS FOR STAINLESS STEEL

JX10-L-NRT

JX10 Forming taps with long shank

2P chamfers, for blind hole
4P chamfers, for through hole



- High-speed steel material;
- YC-200 coating, suitable for difficult to machine stainless steel, excellent processing characteristics and wear resistance.
- Suitable for stainless steel 200 series, 300 series, etc.

Item No.	Thread size	Limit	LC	Type	Dimensions (mm)						Flutes
					L	f1	Ln	d	k	Lk	
MN16150120B	M16×1.5	RH8	2P	5	120	20	32	12.5	10	13	6
MN16150150B	M16×1.5	RH8	2P	5	150	20	32	12.5	10	13	6
MN16125120B	M16×1.25	RH7	2P	5	120	20	32	12.5	10	13	6
MN16125150B	M16×1.25	RH7	2P	5	150	20	32	12.5	10	13	6
MN16100120B	M16×1	RH7	2P	5	120	20	32	12.5	10	13	6
MN16100150B	M16×1	RH7	2P	5	150	20	32	12.5	10	13	6

Tolerances under 6H standard. Other tolerances and Special tap chamfer custom are available.

P	P	P	SCM HRC35 ↓	M(SUS)	K(FC)	K(FCD)	N(AL)	N(Cu)	N(ADC)	S(Ti)	S(Ni)	H HRC35 ↑
-	-	-	-	●	-	-	-	-	-	-	-	-

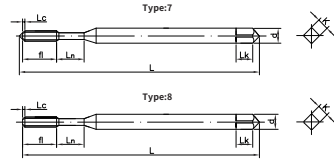


JX10-L-NRT

JX10 Forming taps with long shank

2P chamfers, for blind hole
4P chamfers, for through hole

- High-speed steel material;
- YC-200 coating, suitable for difficult to machine stainless steel, excellent processing characteristics and wear resistance.
- Suitable for stainless steel 200 series, 300 series, etc.



Item No.	Thread size	Limit	LC	Type	Dimensions (mm)						Flutes
					L	fl	In	d	k	Lk	
MNU44080P	NO.4-40UNC	RH4	4P	7	80	9	7	3	2.5	5	-
MNU44080B	NO.4-40UNC	RH4	2P	8	78	9	7	3	2.5	5	-
MNU440100P	NO.4-40UNC	RH4	4P	7	100	9	7	3	2.5	5	-
MNU440100B	NO.4-40UNC	RH4	2P	8	98	9	7	3	2.5	5	-
MNU440120P	NO.4-40UNC	RH4	4P	7	120	9	7	3	2.5	5	-
MNU440120B	NO.4-40UNC	RH4	2P	8	118	9	7	3	2.5	5	-
MNU54080P	NO.5-40UNC	RH4	4P	7	80	10	8	4	2.5	5	-
MNU54080B	NO.5-40UNC	RH4	2P	8	78	10	8	4	2.5	5	-
MNU540100P	NO.5-40UNC	RH4	4P	7	100	10	8	4	2.5	5	-
MNU540100B	NO.5-40UNC	RH4	2P	8	98	10	8	4	2.5	5	-
MNU540120P	NO.5-40UNC	RH4	4P	7	120	10	8	4	2.5	5	-
MNU540120B	NO.5-40UNC	RH4	2P	8	118	10	8	4	2.5	5	-
MNU63280P	NO.6-32UNC	RH7	4P	7	80	10	8	4	3.2	6	-
MNU63280B	NO.6-32UNC	RH7	2P	8	78	10	8	4	3.2	6	-
MNU632100P	NO.6-32UNC	RH7	4P	7	100	10	8	4	3.2	6	-
MNU632100B	NO.6-32UNC	RH7	2P	8	98	10	8	4	3.2	6	-
MNU632120P	NO.6-32UNC	RH7	4P	7	120	10	8	4	3.2	6	-
MNU632120B	NO.6-32UNC	RH7	2P	8	118	10	8	4	3.2	6	-
MNU632150P	NO.6-32UNC	RH7	4P	7	150	10	8	4	3.2	6	-
MNU632150B	NO.6-32UNC	RH7	2P	8	148	10	8	4	3.2	6	-
MNU83280P	NO.8-32UNC	RH7	4P	7	80	11	9	5	4	7	-
MNU83280B	NO.8-32UNC	RH7	2P	8	78	11	9	5	4	7	-
MNU832100P	NO.8-32UNC	RH7	4P	7	100	11	9	5	4	7	-
MNU832100B	NO.8-32UNC	RH7	2P	8	98	11	9	5	4	7	-
MNU832120P	NO.8-32UNC	RH7	4P	7	120	11	9	5	4	7	-
MNU832120B	NO.8-32UNC	RH7	2P	8	118	11	9	5	4	7	-
MNU832150P	NO.8-32UNC	RH7	4P	7	150	11	9	5	4	7	-
MNU832150B	NO.8-32UNC	RH7	2P	8	148	11	9	5	4	7	-
MNU102480P	NO.10-24UNC	RH7	4P	7	80	12	10	5.5	4.5	7	-
MNU102480B	NO.10-24UNC	RH7	2P	8	78	12	10	5.5	4.5	7	-
MNU1024100P	NO.10-24UNC	RH7	4P	7	100	12	10	5.5	4.5	7	-
MNU1024100B	NO.10-24UNC	RH7	2P	8	98	12	10	5.5	4.5	7	-
MNU1024120P	NO.10-24UNC	RH7	4P	7	120	12	10	5.5	4.5	7	-
MNU1024120B	NO.10-24UNC	RH7	2P	8	118	12	10	5.5	4.5	7	-
MNU1024150P	NO.10-24UNC	RH7	4P	7	150	12	10	5.5	4.5	7	-
MNU1024150B	NO.10-24UNC	RH7	2P	8	148	12	10	5.5	4.5	7	-

P	P	P	SCM HRC35 ↓	M(SUS)	K(FC)	K(PCD)	N(AL)	N(Cu)	N(ADC)	S(Ti)	S(Ni)	H HRC35 ↑
-	-	-	-	●	-	-	-	-	-	-	-	-

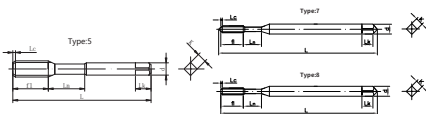


TAPS FOR STAINLESS STEEL

JX10-L-NRT

JX10 Forming taps with long shank

2P chamfers, for blind hole
4P chamfers, for through hole



- High-speed steel material;
- YC-200 coating, suitable for difficult to machine stainless steel, excellent processing characteristics and wear resistance.
- Suitable for stainless steel 200 series, 300 series, etc.

Item No.	Thread size	Limit	LC	Type	Dimensions (mm)						Flutes
					L	fl	ln	d	k	Lk	
MNU122480P	NO.12-24UNC	RH7	4P	7	80	12	12	5.5	4.5	7	-
MNU122480B	NO.12-24UNC	RH7	2P	8	78	12	12	5.5	4.5	7	-
MNU1224100P	NO.12-24UNC	RH7	4P	7	100	12	12	5.5	4.5	7	-
MNU1224100B	NO.12-24UNC	RH7	2P	8	98	12	12	5.5	4.5	7	-
MNU1224120P	NO.12-24UNC	RH7	4P	7	120	12	12	5.5	4.5	7	-
MNU1224120B	NO.12-24UNC	RH7	2P	8	118	12	12	5.5	4.5	7	-
MNU1224150P	NO.12-24UNC	RH7	4P	7	150	12	12	5.5	4.5	7	-
MNU1224150B	NO.12-24UNC	RH7	2P	8	148	12	12	5.5	4.5	7	-
MNU1420100B	1/4-20UNC	RH7	2P	5	100	12	12	6	4.5	7	2
MNU1420120B	1/4-20UNC	RH7	2P	5	120	12	12	6	4.5	7	2
MNU1420150B	1/4-20UNC	RH7	2P	5	150	12	12	6	4.5	7	2
MNU1428100B	1/4-28UNF	RH7	2P	5	100	12	12	6	4.5	7	2
MNU1428120B	1/4-28UNF	RH7	2P	5	120	12	12	6	4.5	7	2
MNU1428150B	1/4-28UNF	RH7	2P	5	150	12	12	6	4.5	7	2
MNU51618100B	5/16-18UNC	RH8	2P	5	100	15	15	6.1	5	8	3
MNU51618120B	5/16-18UNC	RH8	2P	5	120	15	15	6.1	5	8	3
MNU51618150B	5/16-18UNC	RH8	2P	5	150	15	15	6.1	5	8	3
MNU51624100B	5/16-24UNF	RH7	2P	5	100	11	19	6.1	5	8	3
MNU51624120B	5/16-24UNF	RH7	2P	5	120	11	19	6.1	5	8	3
MNU51624150B	5/16-24UNF	RH7	2P	5	150	11	19	6.1	5	8	3
MNU3816100B	3/8-16UNC	RH7	2P	5	100	16	27	7	5.5	8	6
MNU3816120B	3/8-16UNC	RH7	2P	5	120	16	27	7	5.5	8	6
MNU3816150B	3/8-16UNC	RH7	2P	5	150	16	27	7	5.5	8	6
MNU3824100B	3/8-24UNF	RH7	2P	5	100	11	32	7	5.5	8	6
MNU3824120B	3/8-24UNF	RH7	2P	5	120	11	32	7	5.5	8	6
MNU3824150B	3/8-24UNF	RH7	2P	5	150	11	32	7	5.5	8	6
MNU71614100B	7/16-14UNC	RH8	2P	5	100	20	20	8	6	9	6
MNU71614120B	7/16-14UNC	RH8	2P	5	120	20	20	8	6	9	6
MNU71614150B	7/16-14UNC	RH8	2P	5	150	20	20	8	6	9	6
MNU71620100B	7/16-20UNF	RH7	2P	5	100	13	27	8	6	9	6
MNU71620120B	7/16-20UNF	RH7	2P	5	120	13	27	8	6	9	6
MNU71620150B	7/16-20UNF	RH7	2P	5	150	13	27	8	6	9	6
MNU1213100B	1/2-13UNC	RH8	2P	5	100	21	27	9	7	10	6
MNU1213120B	1/2-13UNC	RH8	2P	5	120	21	27	9	7	10	6
MNU1213150B	1/2-13UNC	RH8	2P	5	150	21	27	9	7	10	6

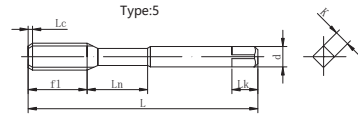
P	P	P	SCM HRC35 ↓	M(SUS)	K(FC)	K(FCD)	N(AL)	N(Cu)	N(ADC)	S(Ti)	S(Ni)	H HRC35 ↑
-	-	-	-	●	-	-	-	-	-	-	-	-



JX10-L-NRT

JX10 Forming taps with long shank

2P chamfers, for blind hole
4P chamfers, for through hole



- High-speed steel material;
- YC-200 coating, suitable for difficult to machine stainless steel, excellent processing characteristics and wear resistance.
- Suitable for stainless steel 200 series, 300 series, etc.

Item No.	Thread size	Limit	LC	Type	Dimensions (mm)						Flutes
					L	fl	ln	d	k	Lk	
MNU1220100B	1/2-20UNF	RH7	2P	5	100	13	35	9	7	10	6
MNU1220120B	1/2-20UNF	RH7	2P	5	120	13	35	9	7	10	6
MNU1220150B	1/2-20UNF	RH7	2P	5	150	13	35	9	7	10	6
MNU91612120B	9/16-12UNC	RH9	2P	5	120	21	29	10.5	8	11	6
MNU91612150B	9/16-12UNC	RH9	2P	5	150	21	29	10.5	8	11	6
MNU91618120B	9/16-18UNF	RH8	2P	5	120	15	35	10.5	8	11	6
MNU91618150B	9/16-18UNF	RH8	2P	5	150	15	35	10.5	8	11	6
MNU5811120B	5/8-11UNC	RH10	2P	5	120	23	25	12	9	12	6
MNU5811150B	5/8-11UNC	RH10	2P	5	150	23	25	12	9	12	6
MNU5818120B	5/8-18UNF	RH8	2P	5	120	23	25	12	9	12	6
MNU5818150B	5/8-18UNF	RH8	2P	5	150	23	25	12	9	12	6

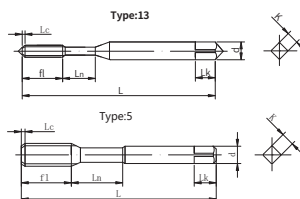
Tolerances under 2B standard. Other tolerances and Special tap chamfer custom are available.

P	P	P	SCM HRC35 ↓	M (sus)	K (FC)	K (PCD)	N (AL)	N (Cu)	N (ADC)	S (Ti)	S (Ni)	H HRC35 ↑
-	-	-	-	●	-	-	-	-	-	-	-	-



TAPS FOR STAINLESS STEEL

X20-SFT X20 Spiral fluted taps



- High-speed steel material;
- Coating, suitable for difficult to machine stainless steel, excellent processing characteristics and wear resistance.
- Suitable for stainless steel 200 series, 300 series, etc.

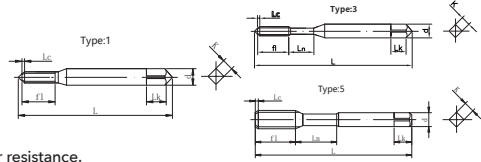
Item No.	Thread size	Limit	LC	Type	Dimensions (mm)						Flutes
					L	fl	ln	d	k	Lk	
X20S04070	M4×0.7	6HX	2.5P	13	63	9	12	4.5	3.4	6	-
X20S05080	M5×0.8	6HX	2.5P	13	70	10	15	6	4.9	8	-
X20S06100	M6×1	6HX	2.5P	13	80	10	20	6	4.9	8	-
X20S07100	M7×1	6HX	2.5P	13	80	10	20	7	5.5	8	-
X20S08125	M8×1.25	6HX	2.5P	5	90	13	22	8	6.2	9	-
X20S08100	M8×1	6HX	2.5P	5	90	13	22	8	6.2	9	-
X20S10150	M10×1.5	6HX	2.5P	5	100	15	24	10	8	11	-
X20S10125	M10×1.25	6HX	2.5P	5	100	15	24	10	8	11	-
X20S10100	M10×1	6HX	2.5P	5	100	15	24	10	8	11	-
X20S12175	M12×1.75	6HX	2.5P	5	110	17	32	9	7	10	-
X20S12150	M12×1.5	6HX	2.5P	5	110	17	32	9	7	10	-
X20S12125	M12×1.25	6HX	2.5P	5	110	17	32	9	7	10	-
X20S12100	M12×1	6HX	2.5P	5	110	17	32	9	7	10	-
X20S14200	M14×2	6HX	2.5P	5	110	20	33	11	9	12	-
X20S14150	M14×1.5	6HX	2.5P	5	110	20	33	11	9	12	-
X20S14125	M14×1.25	6HX	2.5P	5	110	20	33	11	9	12	-
X20S14100	M14×1	6HX	2.5P	5	110	20	33	11	9	12	-
X20S16200	M16×2	6HX	2.5P	5	110	20	34	12	9	12	-
X20S16150	M16×1.5	6HX	2.5P	5	110	20	34	12	9	12	-
X20S16125	M16×1.25	6HX	2.5P	5	110	20	34	12	9	12	-
X20S16100	M16×1	6HX	2.5P	5	110	20	34	12	9	12	-

Tolerances under 6HX standard. Other tolerances and Special tap chamfer custom are available.

P	P	P	SCM HRC35 ↓	M(SUS)	K(FC)	K(FCD)	N(AL)	N(Cu)	N(ADC)	S(Ti)	S(Ni)	H HRC35 ↑
-	-	-	-	●	-	-	-	-	-	-	-	-



SFT45 SFT45 Spiral fluted taps



- High-speed steel material;
- YC-200 coating, smooth chip removal, excellent wear resistance.
- Suitable for stainless steel 200 series, 300 series, etc.

Item No.	Thread size	Limit	LC	Type	Dimensions (mm)						Flutes
					L	fl	In	d	k	Lk	
MS010025	M1×0.25	P1	1.5P	1	37	4.5	-	3	2.5	3	2
MS012025	M1.2×0.25	P1	1.5P	1	37	5.5	-	3	2.5	3	2
MS014030	M1.4×0.3	P1	1.5P	1	37	6.5	-	3	2.5	3	2
MS016035	M1.6×0.35	P1	1.5P	1	37	8	-	3	2.5	3	2
MS020040	M2×0.4	P2	2.5P	1	45	11	-	3	2.5	3	2
MS025045	M2.5×0.45	P2	2.5P	1	45	12	-	3	2.5	3	2
MS030050	M3×0.5	P2	2.5P	3	50	5	13	4	3.2	6	3
MS035060	M3.5×0.6	P2	2.5P	3	50	6	13	4	3.2	6	3
MS040070	M4×0.7	P2	2.5P	3	57	9	11	5	4	7	3
MS050080	M5×0.8	P2	2.5P	3	66	8	17	5.5	4.5	7	3
MS060100	M6×1	P2	2.5P	3	69	12	12	6	4.5	7	3
MS070100	M7×1	P3	2.5P	3	78	13	10	6.2	5	8	3
MS080125	M8×1.25	P3	2.5P	5	70	13	23	6.2	5	8	3
MS080100	M8×1	P3	2.5P	5	70	13	23	6.2	5	8	3
MS100150	M10×1.5	P4	2.5P	5	75	15	28	7	5.5	8	3
MS100125	M10×1.25	P3	2.5P	5	75	13	30	7	5.5	8	3
MS100100	M10×1	P3	2.5P	5	75	13	30	7	5.5	8	3
MS120175	M12×1.75	P4	2.5P	5	82	17	25	8.5	6.5	9	3
MS120150	M12×1.5	P4	2.5P	5	82	17	25	8.5	6.5	9	3
MS120125	M12×1.25	P4	2.5P	5	82	13	29	8.5	6.5	9	3
MS120100	M12×1	P3	2.5P	5	82	13	29	8.5	6.5	9	3
MS140200	M14×2	P5	2.5P	5	88	20	31	10.5	8	11	3
MS140150	M14×1.5	P4	2.5P	5	88	20	31	10.5	8	11	3
MS140125	M14×1.25	P4	2.5P	5	88	20	31	10.5	8	11	3
MS140100	M14×1	P3	2.5P	5	88	20	31	10.5	8	11	3
MS160200	M16×2	P5	2.5P	5	95	20	32	12.5	10	13	3
MS160150	M16×1.5	P4	2.5P	5	95	20	32	12.5	10	13	3
MS160125	M16×1.25	P4	2.5P	5	95	20	32	12.5	10	13	3
MS160100	M16×1	P3	2.5P	5	95	20	32	12.5	10	13	3

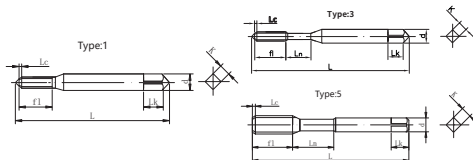
Tolerances under 6H standard. Other tolerances and Special tap chamfer custom are available.

P	P	P	SCM HRC35 ↓	M(SUS)	K(FC)	K(PCD)	N(AL)	N(Cu)	N(ADC)	S(Ti)	S(Ni)	H HRC35 ↑
-	-	-	-	●	-	-	-	-	-	-	-	-



TAPS FOR STAINLESS STEEL

SFT45 SFT45 Spiral fluted taps



- High-speed steel material;
- YC-200 coating, smooth chip removal, excellent wear resistance.
- Suitable for stainless steel 200 series, 300 series, etc.

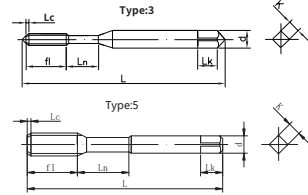
Item No.	Thread size	Limit	LC	Type	Dimensions (mm)						Flutes
					L	fl	In	d	k	Lk	
MSU080	NO.0-80UNF	P1	1.5P	1	37	10	-	3	2.5	3	2
MSU164	NO.1-64UNC	P1	1.5P	1	37	11	-	3	2.5	3	2
MSU256	NO.2-56UNC	P1	2.5P	1	45	12	-	3	2.5	3	2
MSU348	NO.3-48UNC	P1	2.5P	1	45	14	-	3	2.5	3	2
MSU440	NO.4-40UNC	P2	2.5P	3	45	6	10	3	2.5	3	3
MSU540	NO.5-40UNC	P2	2.5P	3	50	7	12	4	3.2	6	3
MSU632	NO.6-32UNC	P2	2.5P	3	50	8	12	4	3.2	6	3
MSU832	NO.8-32UNC	P2	2.5P	3	57	8	13.5	5	4	7	3
MSU1024	NO.10-24UNC	P2	2.5P	3	66	10	16	5.5	4.5	7	3
MSU1032	NO.10-32UNF	P2	2.5P	3	66	10	16	5.5	4.5	7	3
MSU1224	NO.12-24UNC	P2	2.5P	3	66	10	16	5.5	4.5	7	3
MSU1228	NO.12-28UNF	P2	2.5P	3	66	10	16	5.5	4.5	7	3
MSU1420	1/4-20UNC	P2	2.5P	3	69	12	17	6	4.5	7	3
MSU1428	1/4-28UNF	P2	2.5P	3	69	12	17	6	4.5	7	3
MSU51618	5/16-18UNC	P3	2.5P	5	70	15	15	6.1	5	8	3
MSU51624	5/16-24UNF	P3	2.5P	5	70	11	19	6.1	5	8	3
MSU3816	3/8-16UNC	P3	2.5P	5	75	16	27	7	5.5	8	3
MSU3824	3/8-24UNF	P3	2.5P	5	75	11	32	7	5.5	8	3
MSU71614	7/16-14UNC	P4	2.5P	5	80	20	20	8	6	9	3
MSU71620	7/16-20UNF	P3	2.5P	5	80	13	27	8	6	9	3
MSU1213	1/2-13UNC	P4	2.5P	5	85	21	27	9	7	10	3
MSU1220	1/2-20UNF	P3	2.5P	5	85	13	35	9	7	10	3
MSU91612	9/16-12UNC	P4	2.5P	5	90	21	29	10.5	8	11	3
MSU91618	9/16-18UNF	P3	2.5P	5	90	15	35	10.5	8	11	3
MSU5811	5/8-11UNC	P4	2.5P	5	95	23	25	12	9	12	3
MSU5818	5/8-18UNF	P3	2.5P	5	95	23	25	12	9	12	3

Tolerances under 2B standard. Other tolerances and Special tap chamfer custom are available.

P	P	P	SCM HRC35 ↓	M(SUS)	K(FC)	K(FCD)	N(AL)	N(Cu)	N(ADC)	S(Ti)	S(Ni)	H HRC35 ↑
-	-	-	-	●	-	-	-	-	-	-	-	-



S-SFT Spiral fluted taps with fine thread



- High-speed steel material;
- YC-200 coating, smooth chip removal, excellent wear resistance.
- Suitable for stainless steel 200 series, 300 series, etc.

Item No.	Thread size	Limit	LC	Type	Dimensions(mm)						Flutes
					L	fl	ln	d	k	Lk	
MS030035	M3×0.35	P2	2.5P	3	50	5	13	4	3.2	6	3
MS035035	M3.5×0.35	P2	2.5P	3	50	6	13	4	3.2	6	3
MS040050	M4×0.5	P2	2.5P	3	57	9	11	5	4	7	3
MS050050	M5×0.5	P2	2.5P	3	66	8	17	5.5	4.5	7	3
MS060050	M6×0.5	P2	2.5P	3	69	12	12	6	4.5	7	3
MS060075	M6×0.75	P2	2.5P	3	69	12	12	6	4.5	7	3
MS070075	M7×0.75	P3	2.5P	3	78	13	10	6.2	5	8	3
MS080075	M8×0.75	P3	2.5P	5	70	13	23	6.2	5	8	3
MS100075	M10×0.75	P3	2.5P	5	75	13	30	7	5.5	8	3
MSU640	NO.6-40UNF	P2	2.5P	3	50	8	12	4	3.2	6	3
MSU836	NO.8-36UNF	P2	2.5P	3	57	8	13.5	5	4	7	3

Tolerances under 6H/2B standard. Other tolerances and Special tap chamfer custom are available.

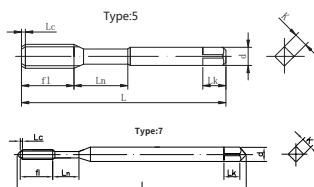
P	P	P	SCM HRC35 ↓	M(sus)	K(FC)	K(PCD)	N(AL)	N(Cu)	N(ADC)	S(Ti)	S(Ni)	H HRC35 ↑
-	-	-	-	●	-	-	-	-	-	-	-	-



TAPS FOR STAINLESS STEEL

L-SFT

SFT Spiral fluted taps with long shank



- High-speed steel material;
- YC-200 coating, smooth chip removal, excellent wear resistance.
- Suitable for stainless steel 200 series, 300 series, etc.

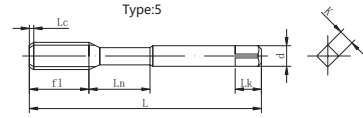
Item No.	Thread size	Limit	LC	Type	Dimensions(mm)						Flutes
					L	fl	Ln	d	k	Lk	
MS020480	M2×0.4	P2	2.5P	7	80	9	6	3	2.5	5	2
MS0204100	M2×0.4	P2	2.5P	7	100	9	6	3	2.5	5	2
MS02504580	M2.5×0.45	P2	2.5P	7	80	9	6	3	2.5	5	2
MS025045100	M2.5×0.45	P2	2.5P	7	100	9	6	3	2.5	5	2
MS030580	M3×0.5	P2	2.5P	7	80	12	7	4	3.2	6	3
MS0305100	M3×0.5	P2	2.5P	7	100	12	7	4	3.2	6	3
MS0305120	M3×0.5	P2	2.5P	7	120	12	7	4	3.2	6	3
MS0305150	M3×0.5	P2	2.5P	7	150	12	7	4	3.2	6	3
MS0350680	M3.5×0.6	P2	2.5P	7	80	13	7	4	3.2	6	3
MS03506100	M3.5×0.6	P2	2.5P	7	100	13	7	4	3.2	6	3
MS03506120	M3.5×0.6	P2	2.5P	7	120	13	7	4	3.2	6	3
MS03506150	M3.5×0.6	P2	2.5P	7	150	13	7	4	3.2	6	3
MS040780	M4×0.7	P2	2.5P	7	80	14	7	5	4	7	3
MS0407100	M4×0.7	P2	2.5P	7	100	14	7	5	4	7	3
MS0407120	M4×0.7	P2	2.5P	7	120	14	7	5	4	7	3
MS0407150	M4×0.7	P2	2.5P	7	150	14	7	5	4	7	3
MS050880	M5×0.8	P2	2.5P	7	80	16	9	5.5	4.5	7	3
MS0508100	M5×0.8	P2	2.5P	7	100	16	9	5.5	4.5	7	3
MS0508120	M5×0.8	P2	2.5P	7	120	16	9	5.5	4.5	7	3
MS0508150	M5×0.8	P2	2.5P	7	150	16	9	5.5	4.5	7	3
MS061080	M6×1	P2	2.5P	7	80	19.5	9.5	6	4.5	7	3
MS0610100	M6×1	P2	2.5P	7	100	19.5	9.5	6	4.5	7	3
MS0610120	M6×1	P2	2.5P	7	120	19.5	9.5	6	4.5	7	3
MS0610150	M6×1	P2	2.5P	7	150	19.5	9.5	6	4.5	7	3
MS0710100	M7×1	P3	2.5P	7	100	13	10	6.2	5	8	3
MS0710120	M7×1	P3	2.5P	7	120	13	10	6.2	5	8	3
MS0710150	M7×1	P3	2.5P	7	150	13	10	6.2	5	8	3
MS08125100	M8×1.25	P3	2.5P	5	100	22	15	6.2	5	8	3
MS08125120	M8×1.25	P3	2.5P	5	120	22	15	6.2	5	8	3
MS08125150	M8×1.25	P3	2.5P	5	150	22	15	6.2	5	8	3
MS0810100	M8×1	P3	2.5P	5	100	22	15	6.2	5	8	3
MS0810120	M8×1	P3	2.5P	5	120	22	15	6.2	5	8	3
MS0810150	M8×1	P3	2.5P	5	150	22	15	6.2	5	8	3
MS1015100	M10×1.5	P4	2.5P	5	100	24	19	7	5.5	8	3

P	P	P	SCM HRC35 ↓	M(SUS)	K(FC)	K(FCD)	N(AL)	N(Cu)	N(ADC)	S(Ti)	S(Ni)	H HRC35 ↑
-	-	-	-	●	-	-	-	-	-	-	-	-



S-SFT

SFT Spiral fluted taps with long shank



- High-speed steel material;
- YC-200 coating, smooth chip removal, excellent wear resistance.
- Suitable for stainless steel 200 series, 300 series, etc.

Item No.	Thread size	Limit	LC	Type	Dimensions(mm)						Flutes
					L	fl	ln	d	k	Lk	
MS1015120	M10×1.5	P4	2.5P	5	120	24	19	7	5.5	8	3
MS1015150	M10×1.5	P4	2.5P	5	150	24	19	7	5.5	8	3
MS10125100	M10×1.25	P3	2.5P	5	100	24	19	7	5.5	8	3
MS10125120	M10×1.25	P3	2.5P	5	120	24	19	7	5.5	8	3
MS10125150	M10×1.25	P3	2.5P	5	150	24	19	7	5.5	8	3
MS1010100	M10×1	P3	2.5P	5	100	24	19	7	5.5	8	3
MS1010120	M10×1	P3	2.5P	5	120	24	19	7	5.5	8	3
MS1010150	M10×1	P3	2.5P	5	150	24	19	7	5.5	8	3
MS12175100	M12×1.75	P4	2.5P	5	100	29	17	8.5	6.5	9	3
MS12175120	M12×1.75	P4	2.5P	5	120	29	17	8.5	6.5	9	3
MS12175150	M12×1.75	P4	2.5P	5	150	29	17	8.5	6.5	9	3
MS1215100	M12×1.5	P4	2.5P	5	100	29	17	8.5	6.5	9	3
MS1215120	M12×1.5	P4	2.5P	5	120	29	17	8.5	6.5	9	3
MS1215150	M12×1.5	P4	2.5P	5	150	29	17	8.5	6.5	9	3
MS12125100	M12×1.25	P4	2.5P	5	100	29	17	8.5	6.5	9	3
MS12125120	M12×1.25	P4	2.5P	5	120	29	17	8.5	6.5	9	3
MS12125150	M12×1.25	P4	2.5P	5	150	29	17	8.5	6.5	9	3
MS1210100	M12×1	P3	2.5P	5	100	29	17	8.5	6.5	9	3
MS1210120	M12×1	P3	2.5P	5	120	29	17	8.5	6.5	9	3
MS1210150	M12×1	P3	2.5P	5	150	29	17	8.5	6.5	9	3
MS1420120	M14×2	P5	2.5P	5	120	20	31	10.5	8	11	3
MS1420150	M14×2	P5	2.5P	5	150	20	31	10.5	8	11	3
MS1415120	M14×1.5	P4	2.5P	5	120	20	31	10.5	8	11	3
MS1415150	M14×1.5	P4	2.5P	5	150	20	31	10.5	8	11	3
MS14125120	M14×1.25	P4	2.5P	5	120	20	31	10.5	8	11	3
MS14125150	M14×1.25	P4	2.5P	5	150	20	31	10.5	8	11	3
MS1410120	M14×1	P3	2.5P	5	120	20	31	10.5	8	11	3
MS1410150	M14×1	P3	2.5P	5	150	20	31	10.5	8	11	3
MS1620120	M16×2	P5	2.5P	5	120	20	32	12.5	10	13	3
MS1620150	M16×2	P5	2.5P	5	150	20	32	12.5	10	13	3

Tolerances under 6H standard. Other tolerances and Special tap chamfer custom are available.

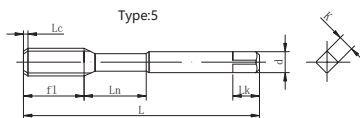
P	P	P	SCM HRC35 ↓	M(SUS)	K(FC)	K(PCD)	N(AL)	N(Cu)	N(ADC)	S(Ti)	S(Ni)	H HRC35 ↑
-	-	-	-	●	-	-	-	-	-	-	-	-



TAPS FOR STAINLESS STEEL

L-SFT

SFT Spiral fluted taps with long shank



- ⊙ High-speed steel material;
- ⊙ YC-200 coating, smooth chip removal, excellent wear resistance.
- ⊙ Suitable for stainless steel 200 series, 300 series, etc.

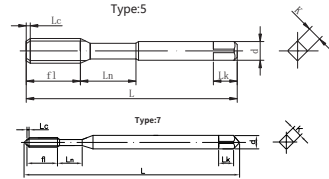
Item No.	Thread size	Limit	LC	Type	Dimensions(mm)						Flutes
					L	fl	ln	d	k	Lk	
MS1615120	M16×1.5	P4	2.5P	5	120	20	32	12.5	10	13	3
MS1615150	M16×1.5	P4	2.5P	5	150	20	32	12.5	10	13	3
MS16125120	M16×1.25	P4	2.5P	5	120	20	32	12.5	10	13	3
MS16125150	M16×1.25	P4	2.5P	5	150	20	32	12.5	10	13	3
MS1610120	M16×1	P3	2.5P	5	120	20	32	12.5	10	13	3
MS1610150	M16×1	P3	2.5P	5	150	20	32	12.5	10	13	3

Tolerances under 6H standard. Other tolerances and Special tap chamfer custom are available.

P	P	P	SCM HRC35 ↓	M(SUS)	K(FC)	K(FCD)	N(AL)	N(Cu)	N(ADC)	S(Ti)	S(Ni)	H HRC35 ↑
-	-	-	-	●	-	-	-	-	-	-	-	-



L-SFT SFT Spiral fluted taps with long shank



- High-speed steel material;
- YC-200 coating, smooth chip removal, excellent wear resistance.
- Suitable for stainless steel 200 series, 300 series, etc.

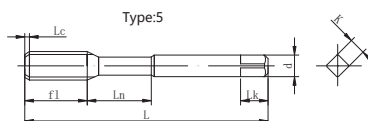
Item No.	Thread size	Limit	LC	Type	Dimensions (mm)						Flutes
					L	fl	In	d	k	Lk	
MSU44080	NO.4-40UNC	P2	2.5P	7	80	10	6	3	2.5	5	3
MSU440100	NO.4-40UNC	P2	2.5P	7	100	10	6	3	2.5	5	3
MSU54080	NO.5-40UNC	P2	2.5P	7	80	12	7	4	3.2	6	3
MSU540100	NO.5-40UNC	P2	2.5P	7	100	12	7	4	3.2	6	3
MSU63280	NO.6-32UNC	P2	2.5P	7	80	13	7	4	3.2	6	3
MSU632100	NO.6-32UNC	P2	2.5P	7	100	13	7	4	3.2	6	3
MSU632120	NO.6-32UNC	P2	2.5P	7	120	13	7	4	3.2	6	3
MSU632150	NO.6-32UNC	P2	2.5P	7	150	13	7	4	3.2	6	3
MSU83280	NO.8-32UNC	P2	2.5P	7	80	13.5	8	5	4	7	3
MSU832100	NO.8-32UNC	P2	2.5P	7	100	13.5	8	5	4	7	3
MSU832120	NO.8-32UNC	P2	2.5P	7	120	13.5	8	5	4	7	3
MSU832150	NO.8-32UNC	P2	2.5P	7	150	13.5	8	5	4	7	3
MSU102480	NO.10-24UNC	P2	2.5P	7	80	16.5	9.5	5.5	4.5	7	3
MSU1024100	NO.10-24UNC	P2	2.5P	7	100	16.5	9.5	5.5	4.5	7	3
MSU1024120	NO.10-24UNC	P2	2.5P	7	120	16.5	9.5	5.5	4.5	7	3
MSU1024150	NO.10-24UNC	P2	2.5P	7	150	16.5	9.5	5.5	4.5	7	3
MSU122480	NO.12-24UNC	P2	2.5P	7	80	16.5	9.5	5.5	4.5	7	3
MSU1224100	NO.12-24UNC	P2	2.5P	7	100	16.5	9.5	5.5	4.5	7	3
MSU1224120	NO.12-24UNC	P2	2.5P	7	120	16.5	9.5	5.5	4.5	7	3
MSU1224150	NO.12-24UNC	P2	2.5P	7	150	16.5	9.5	5.5	4.5	7	3
MSU142080	1/4-20UNC	P2	2.5P	7	80	19.5	9.5	6	4.5	7	3
MSU1420100	1/4-20UNC	P2	2.5P	7	100	19.5	9.5	6	4.5	7	3
MSU1420120	1/4-20UNC	P2	2.5P	7	120	19.5	9.5	6	4.5	7	3
MSU1420150	1/4-20UNC	P2	2.5P	7	150	19.5	9.5	6	4.5	7	3
MSU51618100	5/16-18UNC	P3	2.5P	5	100	23	15	6.1	5	8	3
MSU51618120	5/16-18UNC	P3	2.5P	5	120	23	15	6.1	5	8	3
MSU51618150	5/16-18UNC	P3	2.5P	5	150	23	15	6.1	5	8	3
MSU51624100	5/16-24UNF	P3	2.5P	5	100	23	15	6.1	5	8	3
MSU51624120	5/16-24UNF	P3	2.5P	5	120	23	15	6.1	5	8	3
MSU51624140	5/16-24UNF	P3	2.5P	5	150	23	15	6.1	5	8	3
MSU3816100	3/8-16UNC	P3	2.5P	5	100	25	18	7	5.5	8	3
MSU3816120	3/8-16UNC	P3	2.5P	5	120	25	18	7	5.5	8	3
MSU3816150	3/8-16UNC	P3	2.5P	5	150	25	18	7	5.5	8	3
MSU3824100	3/8-24UNF	P3	2.5P	5	100	25	18	7	5.5	8	3

P	P	P	SCM HRC35+	M(SUS)	K(FC)	K(FCD)	N(AL)	N(Cu)	N(ADC)	S(Ti)	S(Ni)	H HRC35+
-	-	-	-	●	-	-	-	-	-	-	-	-



TAPS FOR STAINLESS STEEL

L-SFT SFT Spiral fluted taps with long shank



- High-speed steel material;
- YC-200 coating, smooth chip removal, excellent wear resistance.
- Suitable for stainless steel 200 series, 300 series, etc.

Item No.	Thread size	Limit	LC	Type	Dimensions(mm)						Flutes
					L	fl	Ln	d	k	Lk	
MSU3824120	3/8-24UNF	P3	2.5P	5	120	25	18	7	5.5	8	3
MSU3824150	3/8-24UNF	P3	2.5P	5	150	25	18	7	5.5	8	3
MSU71614100	7/16-14UNC	P4	2.5P	5	100	29	16	8	6	9	3
MSU71614120	7/16-14UNC	P4	2.5P	5	120	29	16	8	6	9	3
MSU71614150	7/16-14UNC	P4	2.5P	5	150	29	16	8	6	9	3
MSU71620100	7/16-20UNF	P3	2.5P	5	100	29	16	8	6	9	3
MSU71620120	7/16-20UNF	P3	2.5P	5	120	29	16	8	6	9	3
MSU71620150	7/16-20UNF	P3	2.5P	5	150	29	16	8	6	9	3
MSU1213100	1/2-13UNC	P4	2.5P	5	100	30	18	9	7	10	3
MSU1213120	1/2-13UNC	P4	2.5P	5	120	30	18	9	7	10	3
MSU1213150	1/2-13UNC	P4	2.5P	5	150	30	18	9	7	10	3
MSU1220100	1/2-20UNF	P3	2.5P	5	100	30	18	9	7	10	3
MSU1220120	1/2-20UNF	P3	2.5P	5	120	30	18	9	7	10	3
MSU1220150	1/2-20UNF	P3	2.5P	5	150	30	18	9	7	10	3
MSU91612120	9/16-12UNC	P4	2.5P	5	120	30	20	10.5	8	11	3
MSU91612150	9/16-12UNC	P4	2.5P	5	150	30	20	10.5	8	11	3
MSU91618120	9/16-18UNF	P3	2.5P	5	120	30	20	10.5	8	11	3
MSU91618150	9/16-18UNF	P3	2.5P	5	150	30	20	10.5	8	11	3
MSU5811120	5/8-11UNC	P4	2.5P	5	120	23	25	12	9	12	3
MSU5811150	5/8-11UNC	P4	2.5P	5	150	23	25	12	9	12	3
MSU5818120	5/8-18UNF	P3	2.5P	5	120	23	25	12	9	12	3
MSU5818150	5/8-18UNF	P3	2.5P	5	150	23	25	12	9	12	3

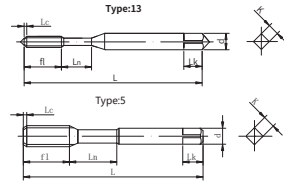
Tolerances under 2B standard. Other tolerances and Special tap chamfer custom are available.

P	P	P	SCM HRC35 ↓	M(SUS)	K(FC)	K(FCD)	N(AL)	N(Cu)	N(ADC)	S(Ti)	S(Ni)	H HRC35 ↑
-	-	-	-	●	-	-	-	-	-	-	-	-

TAPS FOR STAINLESS STEEL



X20-POT X20 Spiral pointed taps



- ⊙ High-speed steel material;
- ⊙ Coating, suitable for difficult to machine stainless steel, excellent processing characteristics and wear resistance.
- ⊙ Suitable for stainless steel 200 series, 300 series, etc.

Item No.	Thread size	Limit	LC	Type	Dimensions(mm)						Flutes
					L	fl	In	d	k	Lk	
X20P04070	M4×0.7	6HX	5P	13	63	9	12	4.5	3.4	6	-
X20P05080	M5×0.8	6HX	5P	13	70	10	15	6	4.9	8	-
X20P06100	M6×1	6HX	5P	13	80	10	20	6	4.9	8	-
X20P07100	M7×1	6HX	5P	13	80	10	20	7	5.5	8	-
X20P08125	M8×1.25	6HX	5P	5	90	13	22	8	6.2	9	-
X20P08100	M8×1	6HX	5P	5	90	13	22	8	6.2	9	-
X20P10150	M10×1.5	6HX	5P	5	100	15	24	10	8	11	-
X20P10125	M10×1.25	6HX	5P	5	100	15	24	10	8	11	-
X20P10100	M10×1	6HX	5P	5	100	15	24	10	8	11	-
X20P12175	M12×1.75	6HX	5P	5	110	17	32	9	7	10	-
X20P12150	M12×1.5	6HX	5P	5	110	17	32	9	7	10	-
X20P12125	M12×1.25	6HX	5P	5	110	17	32	9	7	10	-
X20P12100	M12×1	6HX	5P	5	110	17	32	9	7	10	-
X20P14200	M14×2	6HX	5P	5	110	20	33	11	9	12	-
X20P14150	M14×1.5	6HX	5P	5	110	20	33	11	9	12	-
X20P14125	M14×1.25	6HX	5P	5	110	20	33	11	9	12	-
X20P14100	M14×1	6HX	5P	5	110	20	33	11	9	12	-
X20P16200	M16×2	6HX	5P	5	110	20	34	12	9	12	-
X20P16150	M16×1.5	6HX	5P	5	110	20	34	12	9	12	-
X20P16125	M16×1.25	6HX	5P	5	110	20	34	12	9	12	-
X20P16100	M16×1	6HX	5P	5	110	20	34	12	9	12	-

Tolerances under 6HX standard. Other tolerances and Special tap chamfer custom are available.

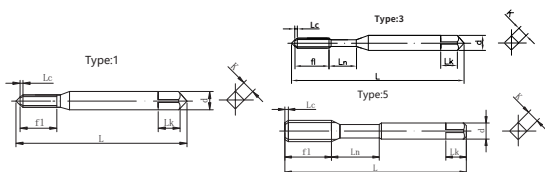
P	P	P	SCM HRC35 ↓	M(SUS)	K(FC)	K(PCD)	N(AL)	N(Cu)	N(ADC)	S(Ti)	S(Ni)	H HRC35 ↑
-	-	-	-	●	-	-	-	-	-	-	-	-



TAPS FOR STAINLESS STEEL

POT

Spiral pointed taps



- ◎ High-speed steel material;
- ◎ YC-200 coating, suitable for difficult to machine stainless steel, excellent processing characteristics and wear resistance.
- ◎ Suitable for stainless steel 200 series, 300 series, etc.

Item No.	Thread size	Limit	LC	Type	Dimensions (mm)						Flutes
					L	fl	Ln	d	k	Lk	
MP010025	M1×0.25	P1	5P	1	37	4.5	-	3	2.5	3	2
MP012025	M1.2×0.25	P1	5P	1	37	5.5	-	3	2.5	3	2
MP014030	M1.4×0.3	P1	5P	1	37	9	-	3	2.5	3	2
MP016035	M1.6×0.35	P2	5P	1	37	8	-	3	2.5	3	2
MP020040	M2×0.4	P2	5P	1	45	11	-	3	2.5	3	2
MP025045	M2.5×0.45	P2	5P	1	45	12	-	3	2.5	3	2
MP030050	M3×0.5	P2	5P	3	50	12	7	4	3.2	6	3
MP035060	M3.5×0.6	P2	5P	3	50	13	7	4	3.2	6	3
MP040070	M4×0.7	P2	5P	3	57	14	7	5	4	7	3
MP050080	M5×0.8	P2	5P	3	66	16	9	5.5	4.5	7	3
MP060100	M6×1	P2	5P	3	69	19.5	9.5	6	4.5	7	3
MP070100	M7×1	P3	5P	3	78	13	10	6.2	5	8	3
MP080125	M8×1.25	P3	5P	5	70	22	15	6.2	5	8	3
MP080100	M8×1	P3	5P	5	70	22	15	6.2	5	8	3
MP100150	M10×1.5	P4	5P	5	75	24	19	7	5.5	8	3
MP100125	M10×1.25	P3	5P	5	75	24	19	7	5.5	8	3
MP100100	M10×1	P3	5P	5	75	24	19	7	5.5	8	3
MP120175	M12×1.75	P4	5P	5	82	29	17	8.5	6.5	9	3
MP120150	M12×1.5	P4	5P	5	82	29	17	8.5	6.5	9	3
MP120125	M12×1.25	P4	5P	5	82	29	17	8.5	6.5	9	3
MP120100	M12×1	P3	5P	5	82	29	17	8.5	6.5	9	3
MP140200	M14×2	P5	5P	5	88	20	31	10.5	8	11	3
MP140150	M14×1.5	P4	5P	5	88	20	31	10.5	8	11	3
MP140125	M14×1.25	P4	5P	5	88	20	31	10.5	8	11	3
MP140100	M14×1	P3	5P	5	88	20	31	10.5	8	11	3
MP160200	M16×2	P5	5P	5	95	20	32	12.5	10	13	3
MP160150	M16×1.5	P4	5P	5	95	20	32	12.5	10	13	3
MP160125	M16×1.25	P4	5P	5	95	20	32	12.5	10	13	3
MP160100	M16×1	P3	5P	5	95	20	32	12.5	10	13	3

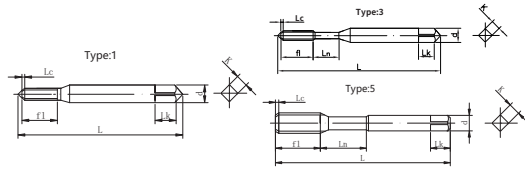
Tolerances under 6H standard. Other tolerances and Special tap chamfer custom are available.

P	P	P	SCM HRC35 ↓	M(SUS)	K(FC)	K(FCD)	N(AL)	N(Cu)	N(ADC)	S(Ti)	S(Ni)	H HRC35 ↑
-	-	-	-	●	-	-	-	-	-	-	-	-

TAPS FOR STAINLESS STEEL



POT Spiral pointed taps



- High-speed steel material;
- Coating, suitable for difficult to machine stainless steel, excellent processing characteristics and wear resistance.
- Suitable for stainless steel 200 series, 300 series, etc.

Item No.	Thread size	Limit	LC	Type	Dimensions(mm)						Flutes
					L	fl	In	d	k	Lk	
MPU080	NO.0-80UNF	P1	5P	1	37	10	-	3	2.5	3	2
MPU164	NO.1-64UNC	P1	5P	1	37	11	-	3	2.5	3	2
MPU256	NO.2-56UNC	P1	5P	1	45	12	-	3	2.5	3	2
MPU348	NO.3-48UNC	P1	5P	1	45	14	-	3	2.5	3	2
MPU440	NO.4-40UNC	P2	5P	1	45	13	-	3	2.5	3	2
MPU540	NO.5-40UNC	P2	5P	3	50	12	7	4	3.2	6	3
MPU632	NO.6-32UNC	P2	5P	3	50	13	7	4	3.2	6	3
MPU832	NO.8-32UNC	P2	5P	3	57	13.5	8	5	4	7	3
MPU1024	NO.10-24UNC	P2	5P	3	66	16.5	9.5	5.5	4.5	7	3
MPU1032	NO.10-32UNF	P2	5P	3	66	16.5	9.5	5.5	4.5	7	3
MPU1224	NO.12-24UNC	P2	5P	3	66	16.5	9.5	5.5	4.5	7	3
MPU1228	NO.12-28UNF	P2	5P	3	66	16.5	9.5	5.5	4.5	7	3
MPU1420	1/4-20UNC	P2	5P	3	69	19.5	9.5	6	4.5	7	3
MPU1428	1/4-28UNF	P2	5P	3	69	19.5	9.5	6	4.5	7	3
MPU51618	5/16-18UNC	P3	5P	5	70	23	15	6.1	5	8	3
MPU51624	5/16-24UNF	P3	5P	5	70	23	15	6.1	5	8	3
MPU3816	3/8-16UNC	P3	5P	5	75	25	18	7	5.5	8	3
MPU3824	3/8-24UNF	P3	5P	5	75	25	18	7	5.5	8	3
MPU71614	7/16-14UNC	P4	5P	5	80	29	16	8	6	9	3
MPU71620	7/16-20UNF	P3	5P	5	80	29	16	8	6	9	3
MPU1213	1/2-13UNC	P4	5P	5	85	30	18	9	7	10	3
MPU1220	1/2-20UNF	P3	5P	5	85	30	18	9	7	10	3
MPU91612	9/16-12UNC	P4	5P	5	90	30	20	10.5	8	11	3
MPU91618	9/16-18UNF	P3	5P	5	90	30	20	10.5	8	11	3
MPU5811	5/8-11UNC	P4	5P	5	95	23	25	12	9	12	3
MPU5818	5/8-18UNF	P3	5P	5	95	23	25	12	9	12	3

Tolerances under 2B standard. Other tolerances and Special tap chamfer custom are available.

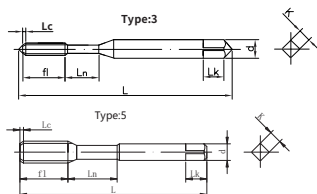
P	P	P	SCM HRC35 ↓	M(SUS)	K(FC)	K(PCD)	N(AL)	N(Cu)	N(ADC)	S(Ti)	S(Ni)	H HRC35 ↑
-	-	-	-	●	-	-	-	-	-	-	-	-



TAPS FOR STAINLESS STEEL

S-POT

Spiral pointed taps with fine thread



- High-speed steel material;
- YC-200 coating, suitable for difficult to machine stainless steel, excellent processing characteristics and wear resistance.
- Suitable for stainless steel 200 series, 300 series, etc.

Item No.	Thread size	Limit	LC	Type	Dimensions (mm)						Flutes
					L	fl	ln	d	k	Lk	
MP030035	M3×0.35	P2	5P	3	50	5	13	4	3.2	6	3
MP035035	M3.5×0.35	P2	5P	3	50	6	13	4	3.2	6	3
MP040050	M4×0.5	P2	5P	3	57	9	11	5	4	7	3
MP050050	M5×0.5	P2	5P	3	66	8	17	5.5	4.5	7	3
MP060050	M6×0.5	P2	5P	3	69	12	12	6	4.5	7	3
MP060075	M6×0.75	P2	5P	3	69	12	12	6	4.5	7	3
MP070075	M7×0.75	P3	5P	3	78	13	10	6.2	5	8	3
MP080075	M8×0.75	P3	5P	5	70	13	23	6.2	5	8	3
MP100075	M10×0.75	P3	5P	5	75	13	30	7	5.5	8	3
MPU640	NO.6-40UNF	P2	5P	3	50	8	12	4	3.2	6	3
MPU836	NO.8-36UNF	P2	5P	3	57	8	13.5	5	4	7	3

Tolerances under 6H/2B standard. Other tolerances and Special tap chamfer custom are available.

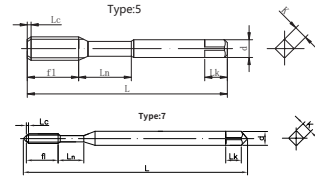
P	P	P	SCM HRC35 ↓	M(SUS)	K(FC)	K(FCD)	N(AL)	N(Cu)	N(ADC)	S(Ti)	S(Ni)	H HRC35 ↑
-	-	-	-	●	-	-	-	-	-	-	-	-

TAPS FOR STAINLESS STEEL



L-POT

Spiral pointed taps with long shank



- ◎ High-speed steel material;
- ◎ YC-200 coating, suitable for difficult to machine stainless steel, excellent processing characteristics and wear resistance.
- ◎ Suitable for stainless steel 200 series, 300 series, etc.

Item No.	Thread size	Limit	LC	Type	Dimensions(mm)						Flutes
					L	fl	ln	d	k	Lk	
MP020480	M2×0.4	P2	5P	7	80	9	6	3	2.5	5	2
MP0204100	M2×0.4	P2	5P	7	100	9	6	3	2.5	5	2
MP02504580	M2.5×0.45	P2	5P	7	80	9	6	3	2.5	5	2
MP025045100	M2.5×0.45	P2	5P	7	100	9	6	3	2.5	5	2
MP030580	M3×0.5	P2	5P	7	80	12	7	4	3.2	6	3
MP0305100	M3×0.5	P2	5P	7	100	12	7	4	3.2	6	3
MP0305120	M3×0.5	P2	5P	7	120	12	7	4	3.2	6	3
MP0305150	M3×0.5	P2	5P	7	150	12	7	4	3.2	6	3
MP0350680	M3.5×0.6	P2	5P	7	80	13	7	4	3.2	6	3
MP03506100	M3.5×0.6	P2	5P	7	100	13	7	4	3.2	6	3
MP03506120	M3.5×0.6	P2	5P	7	120	13	7	4	3.2	6	3
MP03506150	M3.5×0.6	P2	5P	7	150	13	7	4	3.2	6	3
MP040780	M4×0.7	P2	5P	7	80	14	7	5	4	7	3
MP0407100	M4×0.7	P2	5P	7	100	14	7	5	4	7	3
MP0407120	M4×0.7	P2	5P	7	120	14	7	5	4	7	3
MP0407150	M4×0.7	P2	5P	7	150	14	7	5	4	7	3
MP050880	M5×0.8	P2	5P	7	80	16	9	5.5	4.5	7	3
MP0508100	M5×0.8	P2	5P	7	100	16	9	5.5	4.5	7	3
MP0508120	M5×0.8	P2	5P	7	120	16	9	5.5	4.5	7	3
MP0508150	M5×0.8	P2	5P	7	150	16	9	5.5	4.5	7	3
MP061080	M6×1	P2	5P	7	80	19.5	9.5	6	4.5	7	3
MP0610100	M6×1	P2	5P	7	100	19.5	9.5	6	4.5	7	3
MP0610120	M6×1	P2	5P	7	120	19.5	9.5	6	4.5	7	3
MP0610150	M6×1	P2	5P	7	150	19.5	9.5	6	4.5	7	3
MP0710100	M7×1	P3	5P	7	100	13	10	6.2	5	8	3
MP0710120	M7×1	P3	5P	7	120	13	10	6.2	5	8	3
MP0710150	M7×1	P3	5P	7	150	13	10	6.2	5	8	3
MP08125100	M8×1.25	P3	5P	5	100	22	15	6.2	5	8	3
MP08125120	M8×1.25	P3	5P	5	120	22	15	6.2	5	8	3
MP08125150	M8×1.25	P3	5P	5	150	22	15	6.2	5	8	3
MP0810100	M8×1	P3	5P	5	100	22	15	6.2	5	8	3
MP0810120	M8×1	P3	5P	5	120	22	15	6.2	5	8	3
MP0810150	M8×1	P3	5P	5	150	22	15	6.2	5	8	3
MP1015100	M10×1.5	P4	5P	5	100	24	19	7	5.5	8	3

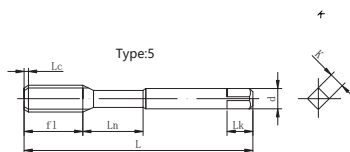
P	P	P	SCM HRC35 ↓	M(SUS)	K(FC)	K(PCD)	N(AL)	N(Cu)	N(ADC)	S(Ti)	S(Ni)	H HRC35 ↑
-	-	-	-	●	-	-	-	-	-	-	-	-



TAPS FOR STAINLESS STEEL

L-POT

Spiral pointed taps with long shank



- ◎ High-speed steel material;
- ◎ YC-200 coating, suitable for difficult to machine stainless steel, excellent processing characteristics and wear resistance.
- ◎ Suitable for stainless steel 200 series, 300 series, etc.

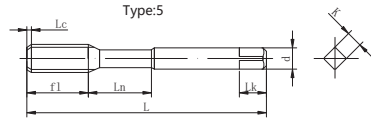
Item No.	Thread size	Limit	LC	Type	Dimensions (mm)						Flutes
					L	fl	In	d	k	Lk	
MP1015120	M10×1.5	P4	5P	5	120	24	19	7	5.5	8	3
MP1015150	M10×1.5	P4	5P	5	150	24	19	7	5.5	8	3
MP10125100	M10×1.25	P3	5P	5	100	24	19	7	5.5	8	3
MP10125120	M10×1.25	P3	5P	5	120	24	19	7	5.5	8	3
MP10125150	M10×1.25	P3	5P	5	150	24	19	7	5.5	8	3
MP1010100	M10×1	P3	5P	5	100	24	19	7	5.5	8	3
MP1010120	M10×1	P3	5P	5	120	24	19	7	5.5	8	3
MP1010150	M10×1	P3	5P	5	150	24	19	7	5.5	8	3
MP12175100	M12×1.75	P4	5P	5	100	29	17	8.5	6.5	9	3
MP12175120	M12×1.75	P4	5P	5	120	29	17	8.5	6.5	9	3
MP12175150	M12×1.75	P4	5P	5	150	29	17	8.5	6.5	9	3
MP1215100	M12×1.5	P4	5P	5	100	29	17	8.5	6.5	9	3
MP1215120	M12×1.5	P4	5P	5	120	29	17	8.5	6.5	9	3
MP1215150	M12×1.5	P4	5P	5	150	29	17	8.5	6.5	9	3
MP12125100	M12×1.25	P4	5P	5	100	29	17	8.5	6.5	9	3
MP12125120	M12×1.25	P4	5P	5	120	29	17	8.5	6.5	9	3
MP12125150	M12×1.25	P4	5P	5	150	29	17	8.5	6.5	9	3
MP1210100	M12×1	P3	5P	5	100	29	17	8.5	6.5	9	3
MP1210120	M12×1	P3	5P	5	120	29	17	8.5	6.5	9	3
MP1210150	M12×1	P3	5P	5	150	29	17	8.5	6.5	9	3
MP1420120	M14×2	P5	5P	5	120	20	31	10.5	8	11	3
MP1420150	M14×2	P5	5P	5	150	20	31	10.5	8	11	3
MP1415120	M14×1.5	P4	5P	5	120	20	31	10.5	8	11	3
MP1415150	M14×1.5	P4	5P	5	150	20	31	10.5	8	11	3
MP14125120	M14×1.25	P4	5P	5	120	20	31	10.5	8	11	3
MP14125150	M14×1.25	P4	5P	5	150	20	31	10.5	8	11	3
MP1410120	M14×1	P3	5P	5	120	20	31	10.5	8	11	3
MP1410150	M14×1	P3	5P	5	150	20	31	10.5	8	11	3
MP1620120	M16×2	P5	5P	5	120	20	32	12.5	10	13	3
MP1620150	M16×2	P5	5P	5	150	20	32	12.5	10	13	3

Tolerances under 6H standard. Other tolerances and Special tap chamfer custom are available.

P	P	P	SCM HRC35 ↓	M(SUS)	K(FC)	K(FCD)	N(AL)	N(Cu)	N(ADC)	S(Ti)	S(Ni)	H HRC35 ↑
-	-	-	-	●	-	-	-	-	-	-	-	-



L-POT Spiral pointed taps with long shank



- High-speed steel material;
- YC-200 coating, suitable for difficult to machine stainless steel, excellent processing characteristics and wear resistance.
- Suitable for stainless steel 200 series, 300 series, etc.

Item No.	Thread size	Limit	LC	Type	Dimensions (mm)						Flutes
					L	fl	ln	d	k	Lk	
MP1615120	M16×1.5	P4	5P	5	120	20	32	12.5	10	13	3
MP1615150	M16×1.5	P4	5P	5	150	20	32	12.5	10	13	3
MP16125120	M16×1.25	P4	5P	5	120	20	32	12.5	10	13	3
MP16125150	M16×1.25	P4	5P	5	150	20	32	12.5	10	13	3
MP1610120	M16×1	P3	5P	5	120	20	32	12.5	10	13	3
MP1610150	M16×1	P3	5P	5	150	20	32	12.5	10	13	3

Tolerances under 6H standard. Other tolerances and Special tap chamfer custom are available.

P	P	P	SCM HRC35 ↓	M(SUS)	K(FC)	K(FCD)	N(AL)	N(Cu)	N(ADC)	S(Ti)	S(Ni)	H HRC35 ↑
-	-	-	-	●	-	-	-	-	-	-	-	-

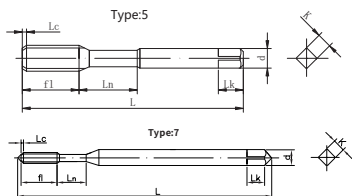


TAPS FOR STAINLESS STEEL

L-POT

Spiral pointed taps with long shank

- High-speed steel material;
- YC-200 coating, suitable for difficult to machine stainless steel, excellent processing characteristics and wear resistance.
- Suitable for stainless steel 200 series, 300 series, etc.



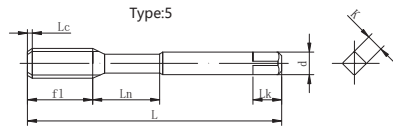
Item No.	Thread size	Limit	LC	Type	Dimensions (mm)						Flutes
					L	fl	Ln	d	k	Lk	
MPU44080	NO.4-40UNC	P2	5P	7	80	10	6	3	2.5	5	2
MPU440100	NO.4-40UNC	P2	5P	7	100	10	6	3	2.5	5	2
MPU54080	NO.5-40UNC	P2	5P	7	80	12	7	4	3.2	6	3
MPU540100	NO.5-40UNC	P2	5P	7	100	12	7	4	3.2	6	3
MPU63280	NO.6-32UNC	P2	5P	7	80	13	7	4	3.2	6	3
MPU632100	NO.6-32UNC	P2	5P	7	100	13	7	4	3.2	6	3
MPU632120	NO.6-32UNC	P2	5P	7	120	13	7	4	3.2	6	3
MPU632150	NO.6-32UNC	P2	5P	7	150	13	7	4	3.2	6	3
MPU83280	NO.8-32UNC	P2	5P	7	80	13.5	8	5	4	7	3
MPU832100	NO.8-32UNC	P2	5P	7	100	13.5	8	5	4	7	3
MPU832120	NO.8-32UNC	P2	5P	7	120	13.5	8	5	4	7	3
MPU832150	NO.8-32UNC	P2	5P	7	150	13.5	8	5	4	7	3
MPU102480	NO.10-24UNC	P2	5P	7	80	16.5	9.5	5.5	4.5	7	3
MPU1024100	NO.10-24UNC	P2	5P	7	100	16.5	9.5	5.5	4.5	7	3
MPU1024120	NO.10-24UNC	P2	5P	7	120	16.5	9.5	5.5	4.5	7	3
MPU1024150	NO.10-24UNC	P2	5P	7	150	16.5	9.5	5.5	4.5	7	3
MPU122480	NO.12-24UNC	P2	5P	7	80	16.5	9.5	5.5	4.5	7	3
MPU1224100	NO.12-24UNC	P2	5P	7	100	16.5	9.5	5.5	4.5	7	3
MPU1224120	NO.12-24UNC	P2	5P	7	120	16.5	9.5	5.5	4.5	7	3
MPU1224150	NO.12-24UNC	P2	5P	7	150	16.5	9.5	5.5	4.5	7	3
MPU142080	1/4-20UNC	P2	5P	7	80	19.5	9.5	6	4.5	7	3
MPU1420100	1/4-20UNC	P2	5P	7	100	19.5	9.5	6	4.5	7	3
MPU1420120	1/4-20UNC	P2	5P	7	120	19.5	9.5	6	4.5	7	3
MPU1420150	1/4-20UNC	P2	5P	7	150	19.5	9.5	6	4.5	7	3
MPU51618100	5/16-18UNC	P3	5P	5	100	23	15	6.1	5	8	3
MPU51618120	5/16-18UNC	P3	5P	5	120	23	15	6.1	5	8	3
MPU51618150	5/16-18UNC	P3	5P	5	150	23	15	6.1	5	8	3
MPU51624100	5/16-24UNF	P3	5P	5	100	23	15	6.1	5	8	3
MPU51624120	5/16-24UNF	P3	5P	5	120	23	15	6.1	5	8	3
MPU51624150	5/16-24UNF	P3	5P	5	150	23	15	6.1	5	8	3
MPU3816100	3/8-16UNC	P3	5P	5	100	25	18	7	5.5	8	3
MPU3816120	3/8-16UNC	P3	5P	5	120	25	18	7	5.5	8	3
MPU3816150	3/8-16UNC	P3	5P	5	150	25	18	7	5.5	8	3
MPU3824100	3/8-24UNF	P3	5P	5	100	25	18	7	5.5	8	3

P	P	P	SCM HRC35 ↓	M(SUS)	K(FC)	K(FCD)	N(AL)	N(Cu)	N(ADC)	S(Ti)	S(Ni)	H HRC35 ↑
-	-	-	-	●	-	-	-	-	-	-	-	-

TAPS FOR STAINLESS STEEL



L-POT Spiral pointed taps with long shank



- High-speed steel material;
- YC-200 coating, suitable for difficult to machine stainless steel, excellent processing characteristics and wear resistance.
- Suitable for stainless steel 200 series, 300 series, etc.

Item No.	Thread size	Limit	LC	Type	Dimensions (mm)						Flutes
					L	fl	ln	d	k	Lk	
MPU3824120	3/8-24UNF	P3	5P	5	120	25	18	7	5.5	8	3
MPU3824150	3/8-24UNF	P3	5P	5	150	25	18	7	5.5	8	3
MPU71614100	7/16-14UNC	P4	5P	5	100	29	16	8	6	9	3
MPU71614120	7/16-14UNC	P4	5P	5	120	29	16	8	6	9	3
MPU71614150	7/16-14UNC	P4	5P	5	150	29	16	8	6	9	3
MPU71620100	7/16-20UNF	P3	5P	5	100	29	16	8	6	9	3
MPU71620120	7/16-20UNF	P3	5P	5	120	29	16	8	6	9	3
MPU71620150	7/16-20UNF	P3	5P	5	150	29	16	8	6	9	3
MPU1213100	1/2-13UNC	P4	5P	5	100	30	18	9	7	10	3
MPU1213120	1/2-13UNC	P4	5P	5	120	30	18	9	7	10	3
MPU1213150	1/2-13UNC	P4	5P	5	150	30	18	9	7	10	3
MPU1220100	1/2-20UNF	P3	5P	5	100	30	18	9	7	10	3
MPU1220120	1/2-20UNF	P3	5P	5	120	30	18	9	7	10	3
MPU1220150	1/2-20UNF	P3	5P	5	150	30	18	9	7	10	3
MPU91612120	9/16-12UNC	P4	5P	5	120	30	20	10.5	8	11	3
MPU91612150	9/16-12UNC	P4	5P	5	150	30	20	10.5	8	11	3
MPU91618120	9/16-18UNF	P3	5P	5	120	30	20	10.5	8	11	3
MPU91618150	9/16-18UNF	P3	5P	5	150	30	20	10.5	8	11	3
MPU5811120	5/8-11UNC	P4	5P	5	120	23	25	12	9	12	3
MPU5811150	5/8-11UNC	P4	5P	5	150	23	25	12	9	12	3
MPU5818120	5/8-18UNF	P3	5P	5	120	23	25	12	9	12	3
MPU5818150	5/8-18UNF	P3	5P	5	150	23	25	12	9	12	3

Tolerances under 2B standard. Other tolerances and Special tap chamfer custom are available.

P	P	P	SCM HRC35 ↓	M(SUS)	K(FC)	K(FCD)	N(AL)	N(Cu)	N(ADC)	S(Ti)	S(Ni)	H HRC35 ↑
-	-	-	-	●	-	-	-	-	-	-	-	-



INDEX

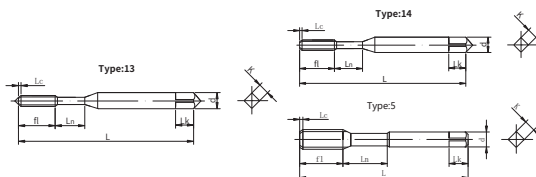
TAPS FOR ALUMINUM, COOPER AND NON-FERROUS METALS

X20 FORMING TAPS	97
JX10 FORMING TAPS	101
JX10 FORMING TAPS WITH FINE THREAD	104
JX10 FORMING TAPS WITH LONG NECK	107
JX10 FORMING TAPS WITH LH THREAD	109
JX10 FORMING TAPS WITH LONG SHANK	112
STI FORMING TAPS	119
X20 SPIRAL FLUTED TAPS	121
SFT45 SPIRAL FLUTED TAPS	122
SFT SPIRAL FLUTED TAPS WITH FINE THREAD	124
SFT SPIRAL FLUTED TAPS WITH LONG SHANK	125
STI SPIRAL FLUTED TAPS	130
X20 SPIRAL POINTED TAPS	132
SPIRAL POINTED TAPS	133
SPIRAL POINTED TAPS WITH FINE THREAD	135
SPIRAL POINTED TAPS WITH LONG SHANK	136



X20-NRT X20 Forming taps

2.5P chamfers, for blind hole
4P chamfers, for through hole



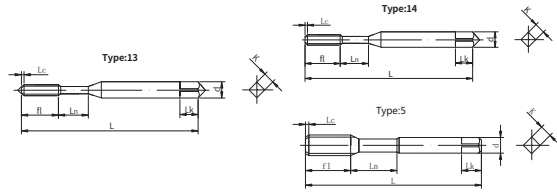
- ⊙ High-speed steel material;
- ⊙ Complex coating, excellent wear resistance.
- ⊙ Suitable for processing non-ferrous metals, ADC, AC, ZDC, MC, Cu, BSC.

Item No.	Thread size	Limit	LC	Type	Dimensions (mm)					
					L	fl	ln	d	k	Lk
X2004070P	M4×0.7	6HX	4P	13	63	9	12	4.5	3.4	6
X2004070B	M4×0.7	6HX	2.5P	14	63	9	12	4.5	3.4	6
X2005080P	M5×0.8	6HX	4P	13	70	10	15	6	4.9	8
X2005080B	M5×0.8	6HX	2.5P	14	70	10	15	6	4.9	8
X2006100P	M6×1	6HX	4P	13	80	10	20	6	4.9	8
X2006100B	M6×1	6HX	2.5P	14	80	10	20	6	4.9	8
X2007100P	M7×1	6HX	4P	13	80	10	20	7	5.5	8
X2007100B	M7×1	6HX	2.5P	14	80	10	20	7	5.5	8
X2008125P	M8×1.25	6HX	4P	5	90	13	22	8	6.2	9
X2008125B	M8×1.25	6HX	2.5P	5	90	13	22	8	6.2	9
X2008100P	M8×1	6HX	4P	5	90	13	22	8	6.2	9
X2008100B	M8×1	6HX	2.5P	5	90	13	22	8	6.2	9
X2010150P	M10×1.5	6HX	4P	5	100	15	24	10	8	11
X2010150B	M10×1.5	6HX	2.5P	5	100	15	24	10	8	11
X2010125P	M10×1.25	6HX	4P	5	100	15	24	10	8	11



X20-NRT X20 Forming taps

2.5P chamfers, for blind hole
4P chamfers, for through hole



- High-speed steel material;
- Complex coating, excellent wear resistance.
- Suitable for processing non-ferrous metals, ADC, AC, ZDC, MC, Cu, BSC.

Item No.	Thread size	Limit	LC	Type	Dimensions(mm)					
					L	fl	ln	d	k	Lk
X2010125B	M10×1.25	6HX	2.5P	5	100	15	24	10	8	11
X2010100P	M10×1	6HX	4P	5	100	15	24	10	8	11
X2010100B	M10×1	6HX	2.5P	5	100	15	24	10	8	11
X2012175P	M12×1.75	6HX	4P	5	110	17	32	9	7	10
X2012175B	M12×1.75	6HX	2.5P	5	110	17	32	9	7	10
X2012150P	M12×1.5	6HX	4P	5	110	17	32	9	7	10
X2012150B	M12×1.5	6HX	2.5P	5	110	17	32	9	7	10
X2012125P	M12×1.25	6HX	4P	5	110	17	32	9	7	10
X2012125B	M12×1.25	6HX	2.5P	5	110	17	32	9	7	10
X2012100P	M12×1	6HX	4P	5	110	17	32	9	7	10
X2012100B	M12×1	6HX	2.5P	5	110	17	32	9	7	10
X2014200P	M14×2	6HX	4P	5	110	20	33	11	9	12
X2014200B	M14×2	6HX	2.5P	5	110	20	33	11	9	12
X2014150P	M14×1.5	6HX	4P	5	110	20	33	11	9	12
X2014150B	M14×1.5	6HX	2.5P	5	110	20	33	11	9	12
X2014125P	M14×1.25	6HX	4P	5	110	20	33	11	9	12
X2014125B	M14×1.25	6HX	2.5P	5	110	20	33	11	9	12
X2014100P	M14×1	6HX	4P	5	110	20	33	11	9	12
X2014100B	M14×1	6HX	2.5P	5	110	20	33	11	9	12

P	P	P	SCM HRC35 ↓	M(SUS)	K(FC)	K(FCD)	N(AL)	N(Cu)	N(ADC)	S(Ti)	S(Ni)	H HRC35 ↑
-	-	-	-	-	-	-	●	●	●	-	-	-

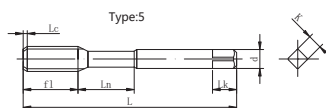


TAPS FOR ALUMINUM, COOPER AND NON-FERROUS METALS

X20-NRT

X20 Forming taps

2.5P chamfers, for blind hole
4P chamfers, for through hole



- High-speed steel material;
- Complex coating, excellent wear resistance.
- Suitable for processing non-ferrous metals, ADC, AC, ZDC, MC, Cu, BSC.

Item No.	Thread size	Limit	LC	Type	Dimensions (mm)						
					L	fl	In	d	k	Lk	
X2016200P	M16×2	6HX	4P	5	110	20	34	12	9	12	
X2016200B	M16×2	6HX	2.5P	5	110	20	34	12	9	12	
X2016150P	M16×1.5	6HX	4P	5	110	20	34	12	9	12	
X2016150B	M16×1.5	6HX	2.5P	5	110	20	34	12	9	12	
X2016125P	M16×1.25	6HX	4P	5	110	20	34	12	9	12	
X2016125B	M16×1.25	6HX	2.5P	5	110	20	34	12	9	12	
X2016100P	M16×1	6HX	4P	5	110	20	34	12	9	12	
X2016100B	M16×1	6HX	2.5P	5	110	20	34	12	9	12	
X2018250P	M18×2.5	6HX	4P	5	125	25	36	14	11	14	
X2018250B	M18×2.5	6HX	2.5P	5	125	25	36	14	11	14	
X2018200P	M18×2	6HX	4P	5	125	25	36	14	11	14	
X2018200B	M18×2	6HX	2.5P	5	125	25	36	14	11	14	
X2018150P	M18×1.5	6HX	4P	5	125	25	36	14	11	14	
X2018150B	M18×1.5	6HX	2.5P	5	125	25	36	14	11	14	
X2020250P	M20×2.5	6HX	4P	5	140	25	44	16	12	15	
X2020250B	M20×2.5	6HX	2.5P	5	140	25	44	16	12	15	
X2020200P	M20×2	6HX	4P	5	140	25	44	16	12	15	
X2020200B	M20×2	6HX	2.5P	5	140	25	44	16	12	15	
X2020150P	M20×1.5	6HX	4P	5	140	25	44	16	12	15	
X2020150B	M20×1.5	6HX	2.5P	5	140	25	44	16	12	15	
X2022250P	M22×2.5	6HX	4P	5	140	25	44	18	14.5	17	
X2022250B	M22×2.5	6HX	2.5P	5	140	25	44	18	14.5	17	
X2022200P	M22×2	6HX	4P	5	140	25	44	18	14.5	17	
X2022200B	M22×2	6HX	2.5P	5	140	25	44	18	14.5	17	
X2022150P	M22×1.5	6HX	4P	5	140	25	44	18	14.5	17	
X2022150B	M22×1.5	6HX	2.5P	5	140	25	44	18	14.5	17	
X2024300P	M24×3	6HX	4P	5	160	30	48	18	14.5	17	
X2024300B	M24×3	6HX	2.5P	5	160	30	48	18	14.5	17	
X2024250P	M24×2.5	6HX	4P	5	160	30	48	18	14.5	17	
X2024250B	M24×2.5	6HX	2.5P	5	160	30	48	18	14.5	17	
X2024200P	M24×2	6HX	4P	5	160	30	48	18	14.5	17	
X2024200B	M24×2	6HX	2.5P	5	160	30	48	18	14.5	17	

Tolerances under 6HX standard. Other tolerances and Special tap chamfer custom are available.

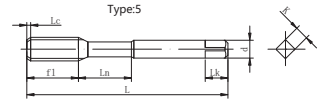
P	P	P	SCM HRC35 ↓	M(SUS)	K(FC)	K(FCD)	N(AL)	N(Cu)	N(ADC)	S(Ti)	S(Ni)	H HRC35 ↑
-	-	-	-	-	-	-	●	●	●	-	-	-



X20-NRT

X20 Forming taps

2.5P chamfers, for blind hole
4P chamfers, for through hole



- High-speed steel material;
- Complex coating, excellent wear resistance.
- Suitable for processing non-ferrous metals, ADC, AC, ZDC, MC, Cu, BSC.

Item No.	Thread size	Limit	LC	Type	Dimensions (mm)					
					L	fl	ln	d	k	Lk
X2027250P	M27×2.5	6HX	4P	5	160	30	48	20	16	19
X2027250B	M27×2.5	6HX	2.5P	5	160	30	48	20	16	19
X2027200P	M27×2	6HX	4P	5	160	30	48	20	16	19
X2027200B	M27×2	6HX	2.5P	5	160	30	48	20	16	19
X2030350P	M30×3.5	6HX	4P	5	180	35	53	22	18	21
X2030350B	M30×3.5	6HX	2.5P	5	180	35	53	22	18	21
X2030300P	M30×3	6HX	4P	5	180	35	53	22	18	21
X2030300B	M30×3	6HX	2.5P	5	180	35	53	22	18	21
X2030250P	M30×2.5	6HX	4P	5	180	35	53	22	18	21
X2030250B	M30×2.5	6HX	2.5P	5	180	35	53	22	18	21
X2030200P	M30×2	6HX	4P	5	180	35	53	22	18	21
X2030200B	M30×2	6HX	2.5P	5	180	35	53	22	18	21

Tolerances under 6HX standard. Other tolerances and Special tap chamfer custom are available.

P	P	P	SCM HRC35 ↓	M(SUS)	K(FC)	K(FCD)	N(AL)	N(Cu)	N(ADC)	S(Ti)	S(Ni)	H HRC35 ↑
-	-	-	-	-	-	-	●	●	●	-	-	-



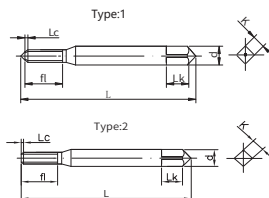
TAPS FOR ALUMINUM, COOPER AND NON-FERROUS METALS

JX10-NRT

JX10 Forming taps

2P chamfers, for blind hole
4P chamfers, for through hole

- High-speed steel material;
- Complex coating, excellent wear resistance.
- Suitable for processing non-ferrous metals, ADC, AC, ZDC, MC, Cu, BSC.



Item No.	Thread size	Limit	LC	Type	Dimensions (mm)						Flutes
					L	fl	ln	d	k	Lk	
NN010025P	M1×0.25	RH4	4P	1	32	4.5	-	3	2.5	3	-
NN010025B	M1×0.25	RH4	2P	2	31	3.5	-	3	2.5	3	-
NN012025P	M1.2×0.25	RH4	4P	1	32	4.5	-	3	2.5	3	-
NN012025B	M1.2×0.25	RH4	2P	2	31	3.5	-	3	2.5	3	-
NN014030P	M1.4×0.3	RH4	4P	1	37	6.5	-	3	2.5	3	-
NN014030B	M1.4×0.3	RH4	2P	2	36	6.5	-	3	2.5	3	-
NN016035P	M1.6×0.35	RH4	4P	1	37	8	-	3	2.5	3	-
NN016035B	M1.6×0.35	RH4	2P	2	35.5	8	-	3	2.5	3	-
NN017035P	M1.7×0.35	RH4	4P	1	37	8	-	3	2.5	3	-
NN017035B	M1.7×0.35	RH4	2P	2	35.5	8	-	3	2.5	3	-
NN020040P	M2×0.4	RH5	4P	1	45	10	-	3	2.5	3	-
NN020040B	M2×0.4	RH5	2P	2	43.5	10	-	3	2.5	3	-
NN023040P	M2.3×0.4	RH5	4P	1	45	10	-	3	2.5	3	-
NN023040B	M2.3×0.4	RH5	2P	2	43.5	10	-	3	2.5	3	-
NN025045P	M2.5×0.45	RH5	4P	1	45	13	-	3	2.5	3	-
NN025045B	M2.5×0.45	RH5	2P	2	43.5	13	-	3	2.5	3	-
NN026045P	M2.6×0.45	RH5	4P	1	45	13	-	3	2.5	3	-
NN026045B	M2.6×0.45	RH5	2P	2	43.5	13	-	3	2.5	3	-
NN030050P	M3×0.5	RH7	4P	1	50	16	-	4	3.2	6	-
NN030050B	M3×0.5	RH7	2P	2	48	16	-	4	3.2	6	-
NN035060P	M3.5×0.6	RH7	4P	1	50	16	-	4	3.2	6	-
NN035060B	M3.5×0.6	RH7	2P	2	48	16	-	4	3.2	6	-
NN040070P	M4×0.7	RH7	4P	1	57	18	-	5	4	7	-
NN040070B	M4×0.7	RH7	2P	2	55	18	-	5	4	7	-
NN050080P	M5×0.8	RH7	4P	1	66	20	-	5.5	4.5	7	-
NN050080B	M5×0.8	RH7	2P	2	63.5	20	-	5.5	4.5	7	-
NN060100P	M6×1	RH7	4P	1	69	27	-	6	4.5	7	2
NN060100B	M6×1	RH7	2P	2	66.5	27	-	6	4.5	7	2

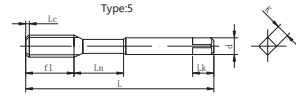
Tolerances under 6H standard. Other tolerances and Special tap chamfer custom are available.

P	P	P	SCM HRC35 ↓	M(SUS)	K(FC)	K(FCD)	N(AL)	N(Cu)	N(ADC)	S(Ti)	S(Ni)	H HRC35 ↑
-	-	-	-	-	-	-	●	●	●	-	-	-



JX10-NRT JX10 Forming taps

2P chamfers, for blind hole
4P chamfers, for through hole



- ⊙ High-speed steel material;
- ⊙ YC-C50 coating, excellent wear resistance, no easy to stick chips.
- ⊙ Suitable for processing non-ferrous metals, ADC, AC, ZDC, MC, Cu, BSC.

Item No.	Thread size	Limit	LC	Type	Dimensions (mm)						Flutes
					L	fl	ln	d	k	Lk	
NN070100P	M7×1	RH7	4P	5	70	13	10	6.2	5	8	2
NN070100B	M7×1	RH7	2P	5	70	13	10	6.2	5	8	2
NN080125P	M8×1.25	RH7	4P	5	70	13	23	6.2	5	8	3
NN080125B	M8×1.25	RH7	2P	5	70	13	23	6.2	5	8	3
NN100150P	M10×1.5	RH8	4P	5	75	15	28	7	5.5	8	6
NN100150B	M10×1.5	RH8	2P	5	75	15	28	7	5.5	8	6
NN120175P	M12×1.75	RH9	4P	5	82	17	25	8.5	6.5	9	6
NN120175B	M12×1.75	RH9	2P	5	82	17	25	8.5	6.5	9	6
NN140200P	M14×2	RH10	4P	5	88	20	31	10.5	8	11	6
NN140200B	M14×2	RH10	2P	5	88	20	31	10.5	8	11	6
NN160200P	M16×2	RH10	4P	5	95	20	32	12.5	10	13	6
NN160200B	M16×2	RH10	2P	5	95	20	32	12.5	10	13	6

Tolerances under 6H standard. Other tolerances and Special tap chamfer custom are available.

P	P	P	SCM HRC35 ↓	M(SUS)	K(FC)	K(FCD)	N(AL)	N(Cu)	N(ADC)	S(Ti)	S(Ni)	H HRC35 ↑
-	-	-	-	-	-	-	●	●	●	-	-	-

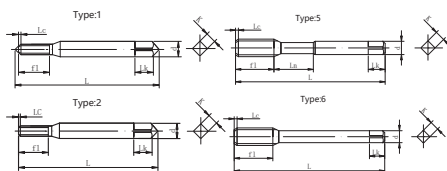


TAPS FOR ALUMINUM, COOPER AND NON-FERROUS METALS

JX10-NRT JX10 Forming taps

2P chamfers, for blind hole
4P chamfers, for through hole

- High-speed steel material;
- YC-C50 coating, excellent wear resistance, no easy to stick chips.
- Suitable for processing non-ferrous metals, ADC, AC, ZDC, MC, Cu, BSC.



Item No.	Thread size	Limit	LC	Type	Dimensions (mm)							Flutes
					L	fl	ln	d	k	Lk		
NUU164P	NO.1-64UNC	RH4	4P	1	37	9	-	3	2.5	3	-	
NUU164B	NO.1-64UNC	RH4	2P	2	35.5	9	-	3	2.5	3	-	
NUU256P	NO.2-56UNC	RH4	4P	1	45	12	-	3	2.5	3	-	
NUU256B	NO.2-56UNC	RH4	2P	2	43.5	12	-	3	2.5	3	-	
NUU348P	NO.3-48UNC	RH4	4P	1	45	15	-	3	2.5	3	-	
NUU348B	NO.3-48UNC	RH4	2P	2	43.5	15	-	3	2.5	3	-	
NUU440P	NO.4-40UNC	RH4	4P	1	45	15	-	3	2.5	3	-	
NUU440B	NO.4-40UNC	RH4	2P	2	43.5	15	-	3	2.5	3	-	
NUU540P	NO.5-40UNC	RH4	4P	1	50	15	-	4	3.2	6	-	
NUU540B	NO.5-40UNC	RH4	2P	2	48	15	-	4	3.2	6	-	
NUU632P	NO.6-32UNC	RH7	4P	1	50	16	-	4	3.2	6	-	
NUU632B	NO.6-32UNC	RH7	2P	2	48	16	-	4	3.2	6	-	
NUU832P	NO.8-32UNC	RH7	4P	1	57	18	-	5	4	7	-	
NUU832B	NO.8-32UNC	RH7	2P	2	54.5	18	-	5	4	7	-	
NUU1024P	NO.10-24UNC	RH7	4P	1	66	20	-	5.5	4.5	7	-	
NUU1024B	NO.10-24UNC	RH7	2P	2	63.5	20	-	5.5	4.5	7	-	
NUU1224P	NO.12-24UNC	RH7	4P	1	66	23	-	5.5	4.5	7	-	
NUU1224B	NO.12-24UNC	RH7	2P	2	63.5	23	-	5.5	4.5	7	-	
NUU1420P	1/4-20UNC	RH7	4P	6	62	27	-	6	4.5	7	2	
NUU1420B	1/4-20UNC	RH7	2P	6	62	27	-	6	4.5	7	2	
NUU51618P	5/16-18UNC	RH8	4P	5	70	15	15	6.1	5	8	3	
NUU51618B	5/16-18UNC	RH8	2P	5	70	15	15	6.1	5	8	3	
NUU3816P	3/8-16UNC	RH8	4P	5	75	16	27	7	5.5	8	6	
NUU3816B	3/8-16UNC	RH8	2P	5	75	16	27	7	5.5	8	6	
NUU71614P	7/16-14UNC	RH8	4P	5	80	20	20	8	6	9	6	
NUU71614B	7/16-14UNC	RH8	2P	5	80	20	20	8	6	9	6	
NUU1213P	1/2-13UNC	RH8	4P	5	85	21	27	9	7	10	6	
NUU1213B	1/2-13UNC	RH8	2P	5	85	21	27	9	7	10	6	
NUU91612P	9/16-12UNC	RH9	4P	5	90	21	29	10.5	8	11	6	
NUU91612B	9/16-12UNC	RH9	2P	5	90	21	29	10.5	8	11	6	
NUU5811P	5/8-11UNC	RH10	4P	5	95	23	25	12	9	12	6	
NUU5811B	5/8-11UNC	RH10	2P	5	95	23	25	12	9	12	6	

Tolerances under 2B standard. Other tolerances and Special tap chamfer custom are available.

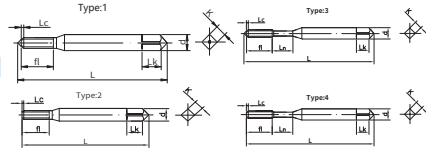
P	P	P	SCM HRC35 ↓	M(SUS)	K(FC)	K(FCD)	N(AL)	N(Cu)	N(ADC)	S(Ti)	S(Ni)	H HRC35 ↑
-	-	-	-	-	-	-	●	●	●	-	-	-



JX10-S-NRT

JX10 Forming taps with fine thread

2P chamfers, for blind hole
4P chamfers, for through hole



- High-speed steel material;
- YC-C50 coating, excellent wear resistance, no easy to stick chips.
- Suitable for processing non-ferrous metals, ADC, AC, ZDC, MC, Cu, BSC.

Item No.	Thread size	Limit	LC	Type	Dimensions (mm)						Flutes
					L	fl	In	d	k	Lk	
NN010020P	M1×0.2	RH4	4P	1	32	3	-	3	2.5	3	-
NN010020B	M1×0.2	RH4	2P	2	31	3	-	3	2.5	3	-
NN012020P	M1.2×0.2	RH4	4P	1	32	3	-	3	2.5	3	-
NN012020B	M1.2×0.2	RH4	2P	2	31	3	-	3	2.5	3	-
NN014020P	M1.4×0.2	RH4	4P	1	37	3	-	3	2.5	3	-
NN014020B	M1.4×0.2	RH4	2P	2	36	3	-	3	2.5	3	-
NN016020P	M1.6×0.2	RH4	4P	1	37	3	-	3	2.5	3	-
NN016020B	M1.6×0.2	RH4	2P	2	36	3	-	3	2.5	3	-
NN020025P	M2×0.25	RH4	4P	1	45	4	-	3	2.5	3	-
NN020025B	M2×0.25	RH4	2P	2	43.5	4	-	3	2.5	3	-
NN030035P	M3×0.35	RH4	4P	3	50	6	8	4	3.2	6	-
NN030035B	M3×0.35	RH4	2P	4	48	6	8	4	3.2	6	-
NN040050P	M4×0.5	RH7	4P	3	57	8	8	5	4	7	-
NN040050B	M4×0.5	RH7	2P	4	55	8	8	5	4	7	-
NN050050P	M5×0.5	RH7	4P	3	66	8	8	5.5	4.5	7	-
NN050050B	M5×0.5	RH7	2P	4	64	8	8	5.5	4.5	7	-
NN060050P	M6×0.5	RH7	4P	3	69	12	12	6	4.5	7	2
NN060050B	M6×0.5	RH7	2P	4	66	12	12	6	4.5	7	2
NN060075P	M6×0.75	RH7	4P	3	69	12	12	6	4.5	7	2
NN060075B	M6×0.75	RH7	2P	4	66	12	12	6	4.5	7	2

Tolerances under 6H standard. Other tolerances and Special tap chamfer custom are available.

P	P	P	SCM HRC35 ↓	M(SUS)	K(FC)	K(FCD)	N(AL)	N(Cu)	N(ADC)	S(Ti)	S(Ni)	H HRC35 ↑
-	-	-	-	-	-	-	●	●	●	-	-	-



TAPS FOR ALUMINUM, COOPER AND NON-FERROUS METALS

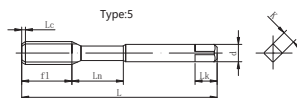
JX10-S-NRT

JX10 Forming taps with fine thread

2P chamfers, for blind hole

4P chamfers, for through hole

- ⊙ High-speed steel material;
- ⊙ YC-C50 coating, excellent wear resistance, no easy to stick chips.
- ⊙ Suitable for processing non-ferrous metals, ADC, AC, ZDC, MC, Cu, BSC.



Item No.	Thread size	Limit	LC	Type	Dimensions(mm)						Flutes
					L	fl	ln	d	k	Lk	
NN080100P	M8×1	RH7	4P	5	70	13	23	6.2	5	8	3
NN080100B	M8×1	RH7	2P	5	70	13	23	6.2	5	8	3
NN080075P	M8×0.75	RH7	4P	5	70	13	23	6.2	5	8	3
NN080075B	M8×0.75	RH7	2P	5	70	13	23	6.2	5	8	3
NN100125P	M10×1.25	RH7	4P	5	75	13	30	7	5.5	8	6
NN100125B	M10×1.25	RH7	2P	5	75	13	30	7	5.5	8	6
NN100100P	M10×1	RH7	4P	5	75	13	30	7	5.5	8	6
NN100100B	M10×1	RH7	2P	5	75	13	30	7	5.5	8	6
NN100075P	M10×0.75	RH7	4P	5	75	13	30	7	5.5	8	6
NN100075B	M10×0.75	RH7	2P	5	75	13	30	7	5.5	8	6
NN120150P	M12×1.5	RH8	4P	5	82	17	25	8.5	6.5	9	6
NN120150B	M12×1.5	RH8	2P	5	82	17	25	8.5	6.5	9	6
NN120125P	M12×1.25	RH7	4P	5	82	13	29	8.5	6.5	9	6
NN120125B	M12×1.25	RH7	2P	5	82	13	29	8.5	6.5	9	6
NN120100P	M12×1	RH7	4P	5	82	13	29	8.5	6.5	9	6
NN120100B	M12×1	RH7	2P	5	82	13	29	8.5	6.5	9	6
NN140150P	M14×1.5	RH8	4P	5	88	20	31	10.5	8	11	6
NN140150B	M14×1.5	RH8	2P	5	88	20	31	10.5	8	11	6
NN140125P	M14×1.25	RH7	4P	5	88	20	31	10.5	8	11	6
NN140125B	M14×1.25	RH7	2P	5	88	20	31	10.5	8	11	6
NN140100P	M14×1	RH7	4P	5	88	20	31	10.5	8	11	6
NN140100B	M14×1	RH7	2P	5	88	20	31	10.5	8	11	6
NN160150P	M16×1.5	RH8	4P	5	95	20	32	12.5	10	13	6
NN160150B	M16×1.5	RH8	2P	5	95	20	32	12.5	10	13	6
NN160125P	M16×1.25	RH7	4P	5	95	20	32	12.5	10	13	6
NN160125B	M16×1.25	RH7	2P	5	95	20	32	12.5	10	13	6
NN160100P	M16×1	RH7	4P	5	95	20	32	12.5	10	13	6
NN160100B	M16×1	RH7	2P	5	95	20	32	12.5	10	13	6

Tolerances under 6H standard. Other tolerances and Special tap chamfer custom are available.

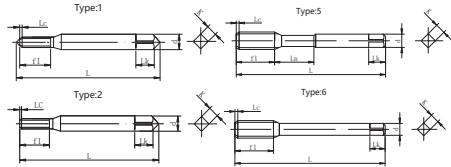
P	P	P	SCM HRC35 ↓	M(SUS)	K(FC)	K(FCD)	N(AL)	N(Cu)	N(ADC)	S(Ti)	S(Ni)	H HRC35 ↑
-	-	-	-	-	-	-	●	●	●	-	-	-



JX10-S-NRT

JX10 Forming taps with fine thread

2P chamfers, for blind hole
4P chamfers, for through hole



- ⊙ High-speed steel material;
- ⊙ YC-C50 coating, excellent wear resistance, no easy to stick chips.
- ⊙ Suitable for processing non-ferrous metals, ADC, AC, ZDC, MC, Cu, BSC.

Item No.	Thread size	Limit	LC	Type	Dimensions (mm)						Flutes
					L	fl	In	d	k	Lk	
NNU080P	NO.0-80UNF	RH4	4P	1	37	6.5	-	3	2.5	3	-
NNU080B	NO.0-80UNF	RH4	2P	2	35.5	6.5	-	3	2.5	3	-
NNU172P	NO.1-72UNF	RH4	4P	1	37	9	-	3	2.5	3	-
NNU172B	NO.1-72UNF	RH4	2P	2	35.5	9	-	3	2.5	3	-
NNU1032P	NO.10-32UNF	RH7	4P	1	66	20	-	5.5	4.5	7	-
NNU1032B	NO.10-32UNF	RH7	2P	2	63.5	20	-	5.5	4.5	7	-
NNU1228P	NO.12-28UNF	RH7	4P	1	66	23	-	5.5	4.5	7	-
NNU1228B	NO.12-28UNF	RH7	2P	2	63.5	23	-	5.5	4.5	7	-
NNU1428P	1/4-28UNF	RH7	4P	6	62	27	-	6	4.5	7	2
NNU1428B	1/4-28UNF	RH7	2P	6	62	27	-	6	4.5	7	2
NNU51624P	5/16-24UNF	RH7	4P	5	70	11	19	6.1	5	8	3
NNU51624B	5/16-24UNF	RH7	2P	5	70	11	19	6.1	5	8	3
NNU3824P	3/8-24UNF	RH7	4P	5	75	11	32	7	5.5	8	6
NNU3824B	3/8-24UNF	RH7	2P	5	75	11	32	7	5.5	8	6
NNU71620P	7/16-20UNF	RH7	4P	5	80	13	27	8	6	9	6
NNU71620B	7/16-20UNF	RH7	2P	5	80	13	27	8	6	9	6
NNU1220P	1/2-20UNF	RH7	4P	5	85	13	35	9	7	10	6
NNU1220B	1/2-20UNF	RH7	2P	5	85	13	35	9	7	10	6
NNU91618P	9/16-18UNF	RH8	4P	5	90	15	35	10.5	8	11	6
NNU91618B	9/16-18UNF	RH8	2P	5	90	15	35	10.5	8	11	6
NNU5818P	5/8-18UNF	RH8	4P	5	95	23	25	12	9	12	6
NNU5818B	5/8-18UNF	RH8	2P	5	95	23	25	12	9	12	6

Tolerances under 2B standard. Other tolerances and Special tap chamfer custom are available.

P	P	P	SCM HRC35 ↓	M(SUS)	K(FC)	K(FCD)	N(AL)	N(Cu)	N(ADC)	S(Ti)	S(Ni)	H HRC35 ↑
-	-	-	-	-	-	-	●	●	●	-	-	-



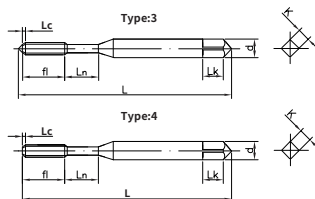
TAPS FOR ALUMINUM, COOPER AND NON-FERROUS METALS

JX10-BK-NRT

JX10 Forming taps with long neck

2P chamfers, for blind hole
4P chamfers, for through hole

- High-speed steel material;
- YC-C50 coating, excellent wear resistance, no easy to stick chips.
- Suitable for processing non-ferrous metals, ADC, AC, ZDC, MC, Cu, BSC.



Item No.	Thread size	Limit	LC	Type	Dimensions (mm)						Flutes
					L	fl	ln	d	k	Lk	
NBK0204P	M2×0.4	RH5	4P	3	45	7	6	3	2.5	3	-
NBK0204B	M2×0.4	RH5	2P	4	43.5	7	6	3	2.5	3	-
NBK025045P	M2.5×0.45	RH5	4P	3	45	8	7	3	2.5	3	-
NBK025045B	M2.5×0.45	RH5	2P	4	43.5	8	7	3	2.5	3	-
NBK0305P	M3×0.5	RH7	4P	3	50	10	8	4	3.2	6	-
NBK0305B	M3×0.5	RH7	2P	4	48	10	8	4	3.2	6	-
NBK03506P	M3.5×0.6	RH7	4P	3	50	10	8	4	3.2	6	-
NBK03506B	M3.5×0.6	RH7	2P	4	48	10	8	4	3.2	6	-
NBK0407P	M4×0.7	RH7	4P	3	57	11	9	5	4	7	-
NBK0407B	M4×0.7	RH7	2P	4	55	11	9	5	4	7	-
NBK045075P	M4.5×0.75	RH7	4P	3	57	11	9	5	4	7	-
NBK045075B	M4.5×0.75	RH7	2P	4	55	11	9	5	4	7	-
NBK0508P	M5×0.8	RH7	4P	3	66	12	10	5.5	4.5	7	-
NBK0508B	M5×0.8	RH7	2P	4	63.5	12	10	5.5	4.5	7	-
NBK0610P	M6×1	RH7	4P	3	69	12	12	6	4.5	7	2
NBK0610B	M6×1	RH7	2P	4	66	12	12	6	4.5	7	2

Tolerances under 6H standard. Other tolerances and Special tap chamfer custom are available.

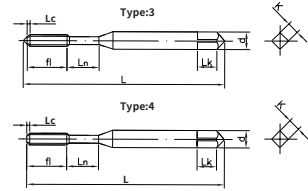
P	P	P	SCM HRC35 ↓	M(SUS)	K(FC)	K(FCD)	N(AL)	N(Cu)	N(ADC)	S(Ti)	S(Ni)	H HRC35 ↑
-	-	-	-	-	-	-	●	●	●	-	-	-



JX10-BK-NRT

JX10 Forming taps with long neck

2P chamfers, for blind hole
4P chamfers, for through hole



- ⊙ High-speed steel material;
- ⊙ YC-C50 coating, excellent wear resistance, no easy to stick chips.
- ⊙ Suitable for processing non-ferrous metals, ADC, AC, ZDC, MC, Cu, BSC.

Item No.	Thread size	Limit	LC	Type	Dimensions(mm)						Flutes
					L	fl	In	d	k	Lk	
NUBK440P	NO.4-40UNC	RH4	4P	3	45	9	7	3	2.5	3	-
NUBK440B	NO.4-40UNC	RH4	2P	4	43.5	9	7	3	2.5	3	-
NUBK540P	NO.5-40UNC	RH4	4P	3	50	10	8	4	3.2	6	-
NUBK540B	NO.5-40UNC	RH4	2P	4	48	10	8	4	3.2	6	-
NUBK632P	NO.6-32UNC	RH7	4P	3	50	10	8	4	3.2	6	-
NUBK632B	NO.6-32UNC	RH7	2P	4	48	10	8	4	3.2	6	-
NUBK832P	NO.8-32UNC	RH7	4P	3	57	11	9	5	4	7	-
NUBK832B	NO.8-32UNC	RH7	2P	4	55	11	9	5	4	7	-
NUBK1024P	NO.10-24UNC	RH7	4P	3	66	12	10	5.5	4.5	7	-
NUBK1024B	NO.10-24UNC	RH7	2P	4	63.5	12	10	5.5	4.5	7	-
NUBK1224P	NO.12-24UNC	RH7	4P	3	66	12	12	5.5	4.5	7	-
NUBK1224B	NO.12-24UNC	RH7	2P	4	63.5	12	12	5.5	4.5	7	-

Tolerances under 2B standard. Other tolerances and Special tap chamfer custom are available.

P	P	P	SCM HRC35 ↓	M(SUS)	K(FC)	K(PCD)	N(AL)	N(Cu)	N(ADC)	S(Ti)	S(Ni)	H HRC35 ↑
-	-	-	-	-	-	-	●	●	●	-	-	-



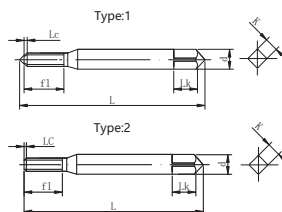
TAPS FOR ALUMINUM, COOPER AND NON-FERROUS METALS

JX10-LH-NRT

JX10 Forming tap with LH thread

2P chamfers, for blind hole
4P chamfers, for through hole

- High-speed steel material;
- YC-C50 multilayer coating, no easy to stick chips. Left-hand thread, suitable for left-hand threading
- Suitable for processing non-ferrous metals, ADC, AC, ZDC, MC, Cu, BSC.



Item No.	Thread size	Limit	LC	Type	Dimensions (mm)						Flutes
					L	fl	In	d	k	Lk	
NLH01025P	M1×0.25	RH4	4P	1	32	4.5	-	3	2.5	3	-
NLH01025B	M1×0.25	RH4	2P	2	31	3.5	-	3	2.5	3	-
NLH012025P	M1.2×0.25	RH4	4P	1	32	4.5	-	3	2.5	3	-
NLH012025B	M1.2×0.25	RH4	2P	2	31	3.5	-	3	2.5	3	-
NLH014030P	M1.4×0.3	RH4	4P	1	37	6.5	-	3	2.5	3	-
NLH014030B	M1.4×0.3	RH4	2P	2	36	6.5	-	3	2.5	3	-
NLH016035P	M1.6×0.35	RH4	4P	1	37	8	-	3	2.5	3	-
NLH016035B	M1.6×0.35	RH4	2P	2	35.5	8	-	3	2.5	3	-
NLH017035P	M1.7×0.35	RH4	4P	1	37	8	-	3	2.5	3	-
NLH017035B	M1.7×0.35	RH4	2P	2	35.5	8	-	3	2.5	3	-
NLH02040P	M2×0.4	RH5	4P	1	45	10	-	3	2.5	3	-
NLH02040B	M2×0.4	RH5	2P	2	43.5	10	-	3	2.5	3	-
NLH02304P	M2.3×0.4	RH5	4P	1	45	10	-	3	2.5	3	-
NLH02304B	M2.3×0.4	RH5	2P	2	43.5	10	-	3	2.5	3	-
NLH025045P	M2.5×0.45	RH5	4P	1	45	13	-	3	2.5	3	-
NLH025045B	M2.5×0.45	RH5	2P	2	43.5	13	-	3	2.5	3	-
NLH026045P	M2.6×0.45	RH5	4P	1	45	13	-	3	2.5	3	-
NLH026045B	M2.6×0.45	RH5	2P	2	43.5	13	-	3	2.5	3	-
NLH03050P	M3×0.5	RH7	4P	1	50	16	-	4	3.2	6	-
NLH03050B	M3×0.5	RH7	2P	2	48	16	-	4	3.2	6	-
NLH03506P	M3.5×0.6	RH7	4P	1	50	16	-	4	3.2	6	-
NLH03506B	M3.5×0.6	RH7	2P	2	48	16	-	4	3.2	6	-
NLH04070P	M4×0.7	RH7	4P	1	57	18	-	5	4	7	-
NLH04070B	M4×0.7	RH7	2P	2	55	18	-	5	4	7	-
NLH05080P	M5×0.8	RH7	4P	1	66	20	-	5.5	4.5	7	-
NLH05080B	M5×0.8	RH7	2P	2	63.5	20	-	5.5	4.5	7	-
NLH06100P	M6×1	RH7	4P	1	69	27	-	6	4.5	7	2
NLH06100B	M6×1	RH7	2P	2	66.5	27	-	6	4.5	7	2

Tolerances under 6H standard. Other tolerances and Special tap chamfer custom are available.

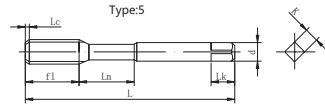
P	P	P	SCM HRC35 ↓	M(SUS)	K(FC)	K(FCD)	N(AL)	N(Cu)	N(ADC)	S(Ti)	S(Ni)	H HRC35 ↑
-	-	-	-	-	-	-	●	●	●	-	-	-



JX10-LH-NRT

JX10 Forming tap with LH thread

2P chamfers, for blind hole
4P chamfers, for through hole



- High-speed steel material;
- YC-C50 multilayer coating, no easy to stick chips. Left-hand thread, suitable for left-hand threading
- Suitable for processing non-ferrous metals, ADC, AC, ZDC, MC, Cu, BSC.

Item No.	Thread size	Limit	LC	Type	Dimensions (mm)						Flutes
					L	fl	In	d	k	Lk	
NLH07100P	M7×1	RH7	4P	5	70	13	10	6.2	5	8	2
NLH07100B	M7×1	RH7	2P	5	70	13	10	6.2	5	8	2
NLH08125P	M8×1.25	RH7	4P	5	70	13	23	6.2	5	8	3
NLH08125B	M8×1.25	RH7	2P	5	70	13	23	6.2	5	8	3
NLH10150P	M10×1.5	RH8	4P	5	75	15	28	7	5.5	8	6
NLH10150B	M10×1.5	RH8	2P	5	75	15	28	7	5.5	8	6
NLH12175P	M12×1.75	RH9	4P	5	82	17	25	8.5	6.5	9	6
NLH12175B	M12×1.75	RH9	2P	5	82	17	25	8.5	6.5	9	6
NLH14200P	M14×2	RH10	4P	5	88	20	31	10.5	8	11	6
NLH14200B	M14×2	RH10	2P	5	88	20	31	10.5	8	11	6
NLH16200P	M16×2	RH10	4P	5	95	20	32	12.5	10	13	6
NLH16200B	M16×2	RH10	2P	5	95	20	32	12.5	10	13	6

Tolerances under 6H standard. Other tolerances and Special tap chamfer custom are available.

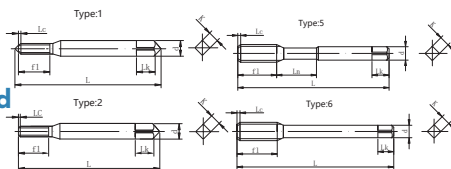
P	P	P	SCM HRC35 ↓	M(SUS)	K(FC)	K(FCD)	N(AL)	N(Cu)	N(ADC)	S(Ti)	S(Ni)	H HRC35 ↑
-	-	-	-	-	-	-	●	●	●	-	-	-



TAPS FOR ALUMINUM, COOPER AND NON-FERROUS METALS

JX10-LH-NRT JX10 Forming tap with LH thread

2P chamfers, for blind hole
4P chamfers, for through hole



- High-speed steel material;
- YC-C50 multilayer coating, no easy to stick chips. Left-hand thread, suitable for left-hand threading
- Suitable for processing non-ferrous metals, ADC, AC, ZDC, MC, Cu, BSC.

Item No.	Thread size	Limit	LC	Type	Dimensions (mm)						Flutes
					L	fl	ln	d	k	Lk	
NULH164P	NULH164P	RH4	4P	1	37	9	-	3	2.5	3	-
NULH164B	NULH164B	RH4	2P	2	35.5	9	-	3	2.5	3	-
NULH256P	NULH256P	RH4	4P	1	45	12	-	3	2.5	3	-
NULH256B	NULH256B	RH4	2P	2	43.5	12	-	3	2.5	3	-
NULH348P	NULH348P	RH4	4P	1	45	15	-	3	2.5	3	-
NULH348B	NULH348B	RH4	2P	2	43.5	15	-	3	2.5	3	-
NULH440P	NULH440P	RH4	4P	1	45	15	-	3	2.5	3	-
NULH440B	NULH440B	RH4	2P	2	43.5	15	-	3	2.5	3	-
NULH540P	NULH540P	RH4	4P	1	50	15	-	4	3.2	6	-
NULH540B	NULH540B	RH4	2P	2	48	15	-	4	3.2	6	-
NULH632P	NULH632P	RH7	4P	1	50	16	-	4	3.2	6	-
NULH632B	NULH632B	RH7	2P	2	48	16	-	4	3.2	6	-
NULH832P	NULH832P	RH7	4P	1	57	18	-	5	4	7	-
NULH832B	NULH832B	RH7	2P	2	54.5	18	-	5	4	7	-
NULH1024P	NULH1024P	RH7	4P	1	66	20	-	5.5	4.5	7	-
NULH1024B	NULH1024B	RH7	2P	2	63.5	20	-	5.5	4.5	7	-
NULH1224P	NULH1224P	RH7	4P	1	66	23	-	5.5	4.5	7	-
NULH1224B	NULH1224B	RH7	2P	2	63.5	23	-	5.5	4.5	7	-
NULH1420P	NULH1420P	RH7	4P	6	62	27	-	6	4.5	7	2
NULH1420B	NULH1420B	RH7	2P	6	62	27	-	6	4.5	7	2
NULH51618P	NULH51618P	RH8	4P	5	70	15	15	6.1	5	8	3
NULH51618B	NULH51618B	RH8	2P	5	70	15	15	6.1	5	8	3
NULH3816P	NULH3816P	RH8	4P	5	75	16	27	7	5.5	8	6
NULH3816B	NULH3816B	RH8	2P	5	75	16	27	7	5.5	8	6
NULH71614P	NULH71614P	RH8	4P	5	80	20	20	8	6	9	6
NULH71614B	NULH71614B	RH8	2P	5	80	20	20	8	6	9	6
NULH1213P	NULH1213P	RH8	4P	5	85	21	27	9	7	10	6
NULH1213B	NULH1213B	RH8	2P	5	85	21	27	9	7	10	6
NULH91612P	NULH91612P	RH9	4P	5	90	21	29	10.5	8	11	6
NULH91612B	NULH91612B	RH9	2P	5	90	21	29	10.5	8	11	6
NULH5811P	NULH5811P	RH10	4P	5	95	23	25	12	9	12	6
NULH5811B	NULH5811B	RH10	2P	5	95	23	25	12	9	12	6

Tolerances under 2B standard. Other tolerances and Special tap chamfer custom are available.

P	P	P	SCM HRC35 ↓	M(SUS)	K(FC)	K(FCD)	N(AL)	N(Cu)	N(ADC)	S(Ti)	S(Ni)	H HRC35 ↑
-	-	-	-	-	-	-	●	●	●	-	-	-

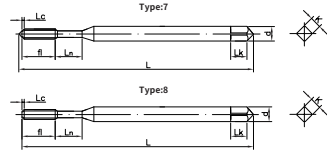


JX10-L-NRT

JX10 Forming taps with long shank

2P chamfers, for blind hole
4P chamfers, for through hole

- High-speed steel material;
- YC-C50 coating, excellent wear resistance, no easy to stick chips.
- Suitable for processing non-ferrous metals, ADC, AC, ZDC, MC, Cu, BSC, etc.



Item No.	Thread size	Limit	LC	Type	Dimensions(mm)						Flutes
					L	fl	In	d	k	Lk	
NN020480P	M2×0.4	RH5	4P	7	80	7	6	3	2.5	5	-
NN020480B	M2×0.4	RH5	2P	8	78	7	6	3	2.5	5	-
NN0204100P	M2×0.4	RH5	4P	7	100	7	6	3	2.5	5	-
NN0204100B	M2×0.4	RH5	2P	8	98	7	6	3	2.5	5	-
NN0204120P	M2×0.4	RH5	4P	7	120	7	6	3	2.5	5	-
NN0204120B	M2×0.4	RH5	2P	8	118	7	6	3	2.5	5	-
NN02504580P	M2.5×0.45	RH5	4P	7	80	8	7	3	2.5	5	-
NN02504580B	M2.5×0.45	RH5	2P	8	78	8	7	3	2.5	5	-
NN025045100P	M2.5×0.45	RH5	4P	7	100	8	7	3	2.5	5	-
NN025045100B	M2.5×0.45	RH5	2P	8	98	8	7	3	2.5	5	-
NN025045120P	M2.5×0.45	RH5	4P	7	120	8	7	3	2.5	5	-
NN025045120B	M2.5×0.45	RH5	2P	8	118	8	7	3	2.5	5	-
NN030580P	M3×0.5	RH7	4P	7	80	10	8	4	3.2	6	-
NN030580B	M3×0.5	RH7	2P	8	78	10	8	4	3.2	6	-
NN0305100P	M3×0.5	RH7	4P	7	100	10	8	4	3.2	6	-
NN0305100B	M3×0.5	RH7	2P	8	98	10	8	4	3.2	6	-
NN0305120P	M3×0.5	RH7	4P	7	120	10	8	4	3.2	6	-
NN0305120B	M3×0.5	RH7	2P	8	118	10	8	4	3.2	6	-
NN0305150P	M3×0.5	RH7	4P	7	150	10	8	4	3.2	6	-
NN0305150B	M3×0.5	RH7	2P	8	148	10	8	4	3.2	6	-
NN0350680P	M3.5×0.6	RH7	4P	7	80	10	8	4	3.2	6	-
NN0350680B	M3.5×0.6	RH7	2P	8	78	10	8	4	3.2	6	-
NN03506100P	M3.5×0.6	RH7	4P	7	100	10	8	4	3.2	6	-
NN03506100B	M3.5×0.6	RH7	2P	8	98	10	8	4	3.2	6	-
NN03506120P	M3.5×0.6	RH7	4P	7	120	10	8	4	3.2	6	-
NN03506120B	M3.5×0.6	RH7	2P	8	118	10	8	4	3.2	6	-
NN03506150P	M3.5×0.6	RH7	4P	7	150	10	8	4	3.2	6	-
NN03506150B	M3.5×0.6	RH7	2P	8	148	10	8	4	3.2	6	-
NN040780P	M4×0.7	RH7	4P	7	80	11	9	5	4	7	-
NN040780B	M4×0.7	RH7	2P	8	78	11	9	5	4	7	-
NN0407100P	M4×0.7	RH7	4P	7	100	11	9	5	4	7	-
NN0407100B	M4×0.7	RH7	2P	8	98	11	9	5	4	7	-
NN0407120P	M4×0.7	RH7	4P	7	120	11	9	5	4	7	-
NN0407120B	M4×0.7	RH7	2P	8	118	11	9	5	4	7	-

P	P	P	SCM HRC35 ↓	M(SUS)	K(FC)	K(FCD)	N(AL)	N(Cu)	N(ADC)	S(Ti)	S(Ni)	H HRC35 ↑
-	-	-	-	-	-	-	●	●	●	-	-	-

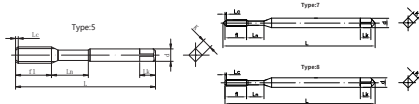


TAPS FOR ALUMINUM, COOPER AND NON-FERROUS METALS

JX10-L-NRT

JX10 Forming taps with long shank

2P chamfers, for blind hole
4P chamfers, for through hole



- High-speed steel material;
- YC-C50 coating, excellent wear resistance, no easy to stick chips.
- Suitable for processing non-ferrous metals, ADC, AC, ZDC, MC, Cu, BSC, etc.

Item No.	Thread size	Limit	LC	Type	Dimensions(mm)						Flutes
					L	fl	In	d	k	Lk	
NN0407150P	M4×0.7	RH7	4P	7	150	11	9	5	4	7	-
NN0407150B	M4×0.7	RH7	2P	8	148	11	9	5	4	7	-
NN04507580P	M4.5×0.75	RH7	4P	7	80	11	9	5	4	7	-
NN04507580B	M4.5×0.75	RH7	2P	8	78	11	9	5	4	7	-
NN045075100P	M4.5×0.75	RH7	4P	7	100	11	9	5	4	7	-
NN045075100B	M4.5×0.75	RH7	2P	8	98	11	9	5	4	7	-
NN045075120P	M4.5×0.75	RH7	4P	7	120	11	9	5	4	7	-
NN045075120B	M4.5×0.75	RH7	2P	8	118	11	9	5	4	7	-
NN045075150P	M4.5×0.75	RH7	4P	7	150	11	9	5	4	7	-
NN045075150B	M4.5×0.75	RH7	2P	8	148	11	9	5	4	7	-
NN050880P	M5×0.8	RH7	4P	7	80	12	10	5.5	4.5	7	-
NN050880B	M5×0.8	RH7	2P	8	78	12	10	5.5	4.5	7	-
NN0508100P	M5×0.8	RH7	4P	7	100	12	10	5.5	4.5	7	-
NN0508100B	M5×0.8	RH7	2P	8	98	12	10	5.5	4.5	7	-
NN0508120P	M5×0.8	RH7	4P	7	120	12	10	5.5	4.5	7	-
NN0508120B	M5×0.8	RH7	2P	8	118	12	10	5.5	4.5	7	-
NN0508150P	M5×0.8	RH7	4P	7	150	12	10	5.5	4.5	7	-
NN0508150B	M5×0.8	RH7	2P	8	148	12	10	5.5	4.5	7	-
NN061080P	M6×1	RH7	4P	7	80	12	12	6	4.5	7	2
NN061080B	M6×1	RH7	2P	8	78	12	12	6	4.5	7	2
NN0610100P	M6×1	RH7	4P	7	100	12	12	6	4.5	7	2
NN0610100B	M6×1	RH7	2P	8	98	12	12	6	4.5	7	2
NN0610120P	M6×1	RH7	4P	7	120	12	12	6	4.5	7	2
NN0610120B	M6×1	RH7	2P	8	118	12	12	6	4.5	7	2
NN0610150P	M6×1	RH7	4P	7	150	12	12	6	4.5	7	2
NN0610150B	M6×1	RH7	2P	8	148	12	12	6	4.5	7	2
NN0710100B	M7×1	RH7	2P	5	100	13	10	6.2	5	8	2
NN0710120B	M7×1	RH7	2P	5	120	13	10	6.2	5	8	2
NN0710150B	M7×1	RH7	2P	5	150	13	10	6.2	5	8	2
NN08125100B	M8×1.25	RH7	2P	5	100	13	23	6.2	5	8	3
NN08125120B	M8×1.25	RH7	2P	5	120	13	23	6.2	5	8	3
NN08125150B	M8×1.25	RH7	2P	5	150	13	23	6.2	5	8	3
NN0810100B	M8×1	RH7	2P	5	100	13	23	6.2	5	8	3
NN0810120B	M8×1	RH7	2P	5	120	13	23	6.2	5	8	3

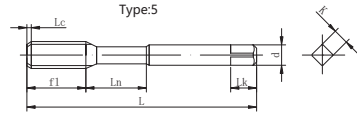
P	P	P	SCM HRC35 ↓	M(SUS)	K(FC)	K(FCD)	N(AL)	N(Cu)	N(ADC)	S(Ti)	S(Ni)	H HRC35 ↑
-	-	-	-	-	-	-	●	●	●	-	-	-



JX10-L-NRT

JX10 Forming taps with long shank

2P chamfers, for blind hole
4P chamfers, for through hole



- High-speed steel material;
- YC-C50 coating, excellent wear resistance, no easy to stick chips.
- Suitable for processing non-ferrous metals, ADC, AC, ZDC, MC, Cu, BSC, etc.

Item No.	Thread size	Limit	LC	Type	Dimensions (mm)						Flutes
					L	fl	In	d	k	Lk	
NN0810150B	M8×1	RH7	2P	5	150	13	23	6.2	5	8	3
NN1015100B	M10×1.5	RH8	2P	5	100	15	28	7	5.5	8	6
NN1015120B	M10×1.5	RH8	2P	5	120	15	28	7	5.5	8	6
NN1015150B	M10×1.5	RH8	2P	5	150	15	28	7	5.5	8	6
NN10125100B	M10×1.25	RH7	2P	5	100	13	30	7	5.5	8	6
NN10125120B	M10×1.25	RH7	2P	5	120	13	30	7	5.5	8	6
NN10125150B	M10×1.25	RH7	2P	5	150	13	30	7	5.5	8	6
NN1010100B	M10×1	RH7	2P	5	100	13	30	7	5.5	8	6
NN1010120B	M10×1	RH7	2P	5	120	13	30	7	5.5	8	6
NN1010150B	M10×1	RH7	2P	5	150	13	30	7	5.5	8	6
NN12175100B	M12×1.75	RH9	2P	5	100	17	25	8.5	6.5	9	6
NN12175120B	M12×1.75	RH9	2P	5	120	17	25	8.5	6.5	9	6
NN12175150B	M12×1.75	RH9	2P	5	150	17	25	8.5	6.5	9	6
NN1215100B	M12×1.5	RH8	2P	5	100	17	25	8.5	6.5	9	6
NN1215120B	M12×1.5	RH8	2P	5	120	17	25	8.5	6.5	9	6
NN1215150B	M12×1.5	RH8	2P	5	150	17	25	8.5	6.5	9	6
NN12125100B	M12×1.25	RH7	2P	5	100	13	29	8.5	6.5	9	6
NN12125120B	M12×1.25	RH7	2P	5	120	13	29	8.5	6.5	9	6
NN12125150B	M12×1.25	RH7	2P	5	150	13	29	8.5	6.5	9	6
NN1210100B	M12×1	RH7	2P	5	100	13	29	8.5	6.5	9	6
NN1210120B	M12×1	RH7	2P	5	120	13	29	8.5	6.5	9	6
NN1210150B	M12×1	RH7	2P	5	150	13	29	8.5	6.5	9	6
NN1420120B	M14×2	RH10	2P	5	120	20	31	10.5	8	11	6
NN1420150B	M14×2	RH10	2P	5	150	20	31	10.5	8	11	6
NN1415120B	M14×1.5	RH8	2P	5	120	20	31	10.5	8	11	6
NN1415150B	M14×1.5	RH8	2P	5	150	20	31	10.5	8	11	6
NN14125120B	M14×1.25	RH7	2P	5	120	20	31	10.5	8	11	6
NN14125150B	M14×1.25	RH7	2P	5	150	20	31	10.5	8	11	6
NN1410120B	M14×1	RH7	2P	5	120	20	31	10.5	8	11	6
NN1410150B	M14×1	RH7	2P	5	150	20	31	10.5	8	11	6

Tolerances under 6H standard. Other tolerances and Special tap chamfer custom are available.

P	P	P	SCM HRC35 ↓	M(SUS)	K(FC)	K(FCD)	N(AL)	N(Cu)	N(ADC)	S(Ti)	S(Ni)	H HRC35 ↑
-	-	-	-	-	-	-	●	●	●	-	-	-

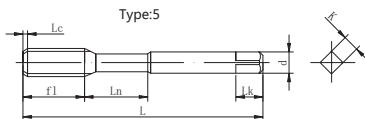


TAPS FOR ALUMINUM, COOPER AND NON-FERROUS METALS

JX10-L-NRT

JX10 Forming taps with long shank

2P chamfers, for blind hole
4P chamfers, for through hole



- High-speed steel material;
- YC-C50 coating, excellent wear resistance, no easy to stick chips.
- Suitable for processing non-ferrous metals, ADC, AC, ZDC, MC, Cu, BSC, etc.

Item No.	Thread size	Limit	LC	Type	Dimensions (mm)						Flutes
					L	fl	Ln	d	k	Lk	
NN1620120B	M16×2	RH10	2P	5	120	20	32	12.5	10	13	6
NN1620150B	M16×2	RH10	2P	5	150	20	32	12.5	10	13	6
NN1615120B	M16×1.5	RH8	2P	5	120	20	32	12.5	10	13	6
NN1615150B	M16×1.5	RH8	2P	5	150	20	32	12.5	10	13	6
NN16125120B	M16×1.25	RH7	2P	5	120	20	32	12.5	10	13	6
NN16125150B	M16×1.25	RH7	2P	5	150	20	32	12.5	10	13	6
NN1610120B	M16×1	RH7	2P	5	120	20	32	12.5	10	13	6
NN1610150B	M16×1	RH7	2P	5	150	20	32	12.5	10	13	6

Tolerances under 6H standard. Other tolerances and Special tap chamfer custom are available.

P	P	P	SCM HRC35 ↓	M(SUS)	K(FC)	K(FCD)	N(AL)	N(Cu)	N(ADC)	S(Ti)	S(Ni)	H HRC35 ↑
-	-	-	-	-	-	-	●	●	●	-	-	-

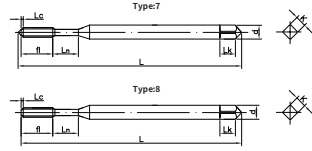


JX10-L-NRT

JX10 Forming taps with long shank

2P chamfers, for blind hole
4P chamfers, for through hole

- High-speed steel material;
- YC-C50 coating, excellent wear resistance, no easy to stick chips.
- Suitable for processing non-ferrous metals, ADC, AC, ZDC, MC, Cu, BSC, etc.



Item No.	Thread size	Limit	LC	Type	Dimensions (mm)							Flutes
					L	fl	ln	d	k	Lk		
NUU44080P	NO.4-40UNC	RH4	4P	7	80	9	7	3	2.5	5	-	
NUU44080B	NO.4-40UNC	RH4	2P	8	78	9	7	3	2.5	5	-	
NUU440100P	NO.4-40UNC	RH4	4P	7	100	9	7	3	2.5	5	-	
NUU440100B	NO.4-40UNC	RH4	2P	8	98	9	7	3	2.5	5	-	
NUU440120P	NO.4-40UNC	RH4	4P	7	120	9	7	3	2.5	5	-	
NUU440120B	NO.4-40UNC	RH4	2P	8	118	9	7	3	2.5	5	-	
NUU54080P	NO.5-40UNC	RH4	4P	7	80	10	8	4	3.2	6	-	
NUU54080B	NO.5-40UNC	RH4	2P	8	78	10	8	4	3.2	6	-	
NUU540100P	NO.5-40UNC	RH4	4P	7	100	10	8	4	3.2	6	-	
NUU540100B	NO.5-40UNC	RH4	2P	8	98	10	8	4	3.2	6	-	
NUU540120P	NO.5-40UNC	RH4	4P	7	120	10	8	4	3.2	6	-	
NUU540120B	NO.5-40UNC	RH4	2P	8	118	10	8	4	3.2	6	-	
NUU63280P	NO.6-32UNC	RH7	4P	7	80	10	8	4	3.2	6	-	
NUU63280B	NO.6-32UNC	RH7	2P	8	78	10	8	4	3.2	6	-	
NUU632100P	NO.6-32UNC	RH7	4P	7	100	10	8	4	3.2	6	-	
NUU632100B	NO.6-32UNC	RH7	2P	8	98	10	8	4	3.2	6	-	
NUU632120P	NO.6-32UNC	RH7	4P	7	120	10	8	4	3.2	6	-	
NUU632120B	NO.6-32UNC	RH7	2P	8	118	10	8	4	3.2	6	-	
NUU632150P	NO.6-32UNC	RH7	4P	7	150	10	8	4	3.2	6	-	
NUU632150B	NO.6-32UNC	RH7	2P	8	148	10	8	4	3.2	6	-	
NUU83280P	NO.8-32UNC	RH7	4P	7	80	11	9	5	4	7	-	
NUU83280B	NO.8-32UNC	RH7	2P	8	78	11	9	5	4	7	-	
NUU832100P	NO.8-32UNC	RH7	4P	7	100	11	9	5	4	7	-	
NUU832100B	NO.8-32UNC	RH7	2P	8	98	11	9	5	4	7	-	
NUU832120P	NO.8-32UNC	RH7	4P	7	120	11	9	5	4	7	-	
NUU832120B	NO.8-32UNC	RH7	2P	8	118	11	9	5	4	7	-	
NUU832150P	NO.8-32UNC	RH7	4P	7	150	11	9	5	4	7	-	
NUU832150B	NO.8-32UNC	RH7	2P	8	148	11	9	5	4	7	-	
NUU102480P	NO.10-24UNC	RH7	4P	7	80	12	10	5.5	4.5	7	-	
NUU102480B	NO.10-24UNC	RH7	2P	8	78	12	10	5.5	4.5	7	-	
NUU1024100P	NO.10-24UNC	RH7	4P	7	100	12	10	5.5	4.5	7	-	
NUU1024100B	NO.10-24UNC	RH7	2P	8	98	12	10	5.5	4.5	7	-	
NUU1024120P	NO.10-24UNC	RH7	4P	7	120	12	10	5.5	4.5	7	-	
NUU1024120B	NO.10-24UNC	RH7	2P	8	118	12	10	5.5	4.5	7	-	

P	P	P	SCM HRC35 ↓	M(SUS)	K(FC)	K(FCD)	N(AL)	N(Cu)	N(ADC)	S(Ti)	S(Ni)	H HRC35 ↑
-	-	-	-	-	-	-	●	●	●	-	-	-



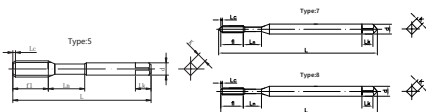
TAPS FOR ALUMINUM, COOPER AND NON-FERROUS METALS

JX10-L-NRT

JX10 Forming taps with long shank

2P chamfers, for blind hole
4P chamfers, for through hole

- High-speed steel material;
- YC-C50 coating, excellent wear resistance, no easy to stick chips.
- Suitable for processing non-ferrous metals, ADC, AC, ZDC, MC, Cu, BSC, etc.



Item No.	Thread size	Limit	LC	Type	Dimensions(mm)						Flutes
					L	fl	In	d	k	Lk	
NNU1024150P	NO.10-24UNC	RH7	4P	7	150	12	10	5.5	4.5	7	-
NNU1024150B	NO.10-24UNC	RH7	2P	8	148	12	10	5.5	4.5	7	-
NNU122480P	NO.12-24UNC	RH7	4P	7	80	12	12	5.5	4.5	7	-
NNU122480B	NO.12-24UNC	RH7	2P	8	78	12	12	5.5	4.5	7	-
NNU1224100P	NO.12-24UNC	RH7	4P	7	100	12	12	5.5	4.5	7	-
NNU1224100B	NO.12-24UNC	RH7	2P	8	98	12	12	5.5	4.5	7	-
NNU1224120P	NO.12-24UNC	RH7	4P	7	120	12	12	5.5	4.5	7	-
NNU1224120B	NO.12-24UNC	RH7	2P	8	118	12	12	5.5	4.5	7	-
NNU1224150P	NO.12-24UNC	RH7	4P	7	150	12	12	5.5	4.5	7	-
NNU1224150B	NO.12-24UNC	RH7	2P	8	148	12	12	5.5	4.5	7	-
NNU1420100B	1/4-20UNC	RH7	2P	5	100	12	12	6	4.5	7	2
NNU1420120B	1/4-20UNC	RH7	2P	5	120	12	12	6	4.5	7	2
NNU1420150B	1/4-20UNC	RH7	2P	5	150	12	12	6	4.5	7	2
NNU1428100B	1/4-28UNF	RH7	2P	5	100	12	12	6	4.5	7	2
NNU1428120B	1/4-28UNF	RH7	2P	5	120	12	12	6	4.5	7	2
NNU1428150B	1/4-28UNF	RH7	2P	5	150	12	12	6	4.5	7	2
NNU51618100B	5/16-18UNC	RH8	2P	5	100	15	15	6.1	5	8	3
NNU51618120B	5/16-18UNC	RH8	2P	5	120	15	15	6.1	5	8	3
NNU51618150B	5/16-18UNC	RH8	2P	5	150	15	15	6.1	5	8	3
NNU51624100B	5/16-24UNF	RH7	2P	5	100	11	19	6.1	5	8	3
NNU51624120B	5/16-24UNF	RH7	2P	5	120	11	19	6.1	5	8	3
NNU51624150B	5/16-24UNF	RH7	2P	5	150	11	19	6.1	5	8	3
NNU3816100B	3/8-16UNC	RH8	2P	5	100	16	27	7	5.5	8	6
NNU3816120B	3/8-16UNC	RH8	2P	5	120	16	27	7	5.5	8	6
NNU3816150B	3/8-16UNC	RH8	2P	5	150	16	27	7	5.5	8	6
NNU3824100B	3/8-24UNF	RH7	2P	5	100	11	32	7	5.5	8	6
NNU3824120B	3/8-24UNF	RH7	2P	5	120	11	32	7	5.5	8	6
NNU3824150B	3/8-24UNF	RH7	2P	5	150	11	32	7	5.5	8	6
NNU71614100B	7/16-14UNC	RH8	2P	5	100	20	20	8	6	9	6
NNU71614120B	7/16-14UNC	RH8	2P	5	120	20	20	8	6	9	6
NNU71614150B	7/16-14UNC	RH8	2P	5	150	20	20	8	6	9	6
NNU71620100B	7/16-20UNF	RH7	2P	5	100	13	27	8	6	9	6
NNU71620120B	7/16-20UNF	RH7	2P	5	120	13	27	8	6	9	6
NNU71620150B	7/16-20UNF	RH7	2P	5	150	13	27	8	6	9	6
NNU1213100B	1/2-13UNC	RH8	2P	5	100	21	27	9	7	10	6

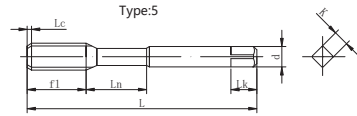
P	P	P	SCM HRC35 ↓	M(SUS)	K(FC)	K(FCD)	N(AL)	N(Cu)	N(ADC)	S(Ti)	S(Ni)	H HRC35 ↑
-	-	-	-	-	-	-	●	●	●	-	-	-



JX10-L-NRT

JX10 Forming taps with long shank

2P chamfers, for blind hole
4P chamfers, for through hole



- ⊙ High-speed steel material;
- ⊙ YC-C50 coating, excellent wear resistance, no easy to stick chips.
- ⊙ Suitable for processing non-ferrous metals, ADC, AC, ZDC, MC, Cu, BSC, etc.

Item No.	Thread size	Limit	LC	Type	Dimensions (mm)						Flutes
					L	fl	ln	d	k	Lk	
NNU1213120B	1/2-13UNC	RH8	2P	5	120	21	27	9	7	10	6
NNU1213150B	1/2-13UNC	RH8	2P	5	150	21	27	9	7	10	6
NNU1220100B	1/2-20UNF	RH7	2P	5	100	13	35	9	7	10	6
NNU1220120B	1/2-20UNF	RH7	2P	5	120	13	35	9	7	10	6
NNU1220150B	1/2-20UNF	RH7	2P	5	150	13	35	9	7	10	6
NNU91612120B	9/16-12UNC	RH9	2P	5	120	21	29	10.5	8	11	6
NNU91612150B	9/16-12UNC	RH9	2P	5	150	21	29	10.5	8	11	6
NNU91618120B	9/16-18UNF	RH8	2P	5	120	15	35	10.5	8	11	6
NNU91618150B	9/16-18UNF	RH8	2P	5	150	15	35	10.5	8	11	6
NNU5811120B	5/8-11UNC	RH10	2P	5	120	23	25	12	9	12	6
NNU5811150B	5/8-11UNC	RH10	2P	5	150	23	25	12	9	12	6
NNU5818120B	5/8-18UNF	RH8	2P	5	120	23	25	12	9	12	6
NNU5818150B	5/8-18UNF	RH8	2P	5	150	23	25	12	9	12	6

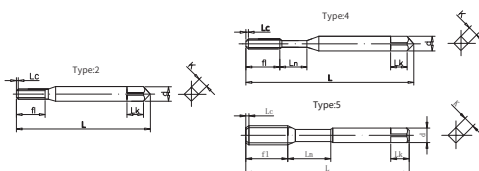
Tolerances under 2B standard. Other tolerances and Special tap chamfer custom are available.

P	P	P	SCM HRC35 ↓	M(sus)	K(FC)	K(PCD)	N(AL)	N(Cu)	N(ADC)	S(Ti)	S(Ni)	H HRC35 ↑
-	-	-	-	-	-	-	●	●	●	-	-	-



TAPS FOR ALUMINUM, COOPER AND NON-FERROUS METALS

ST-NRT ST Forming taps



- High-speed steel material;
- YC-C50 coating, excellent wear resistance, no easy to stick chips.
- Suitable for processing non-ferrous metals, ADC, AC, ZDC, MC, Cu, BSC.

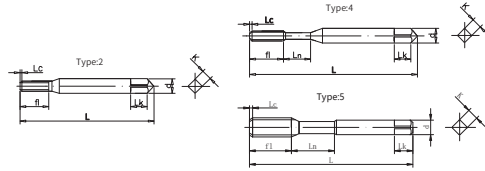
Item No.	Thread size	Limit	LC	Type	Dimensions (mm)						Flutes
					L	fl	In	d	k	Lk	
NST02040B	ST2×0.4	RH3	2P	2	43.5	13	-	3	2.5	3	-
NST025045B	ST2.5×0.45	RH3	2P	2	48	15	-	4	3.2	6	-
NST03050B	ST3×0.5	RH4	2P	2	48	16	-	4	3.2	6	-
NST04070B	ST4×0.7	RH4	2P	4	63.5	12	10	5.5	4.5	7	-
NST05080B	ST5×0.8	RH4	2P	4	63.5	12	12	6	4.5	7	2
NST06100B	ST6×1	RH5	2P	5	70	15	22	6.2	5	8	3
NST08100B	ST8×1	RH5	2P	5	75	14	29	7	5.5	8	6
NST08125B	ST8×1.25	RH5	2P	5	75	13	30	7	5.5	8	6
NST10100B	ST10×1	RH5	2P	5	82	14	28	8.5	6.5	9	6
NST10125B	ST10×1.25	RH5	2P	5	82	13	29	8.5	6.5	9	6
NST10150B	ST10×1.5	RH5	2P	5	82	17	25	8.5	6.5	9	6
NST12100B	ST12×1	RH5	2P	5	88	21	30	10.5	8	11	6
NST12125B	ST12×1.25	RH5	2P	5	88	20	31	10.5	8	11	6
NST12150B	ST12×1.5	RH5	2P	5	88	20	31	10.5	8	11	6
NST12175B	ST12×1.75	RH6	2P	5	88	20	31	10.5	8	11	6

Tolerances under 6H standard. Other tolerances and Special tap chamfer custom are available.

P	P	P	SCM HRC35 ↓	M(SUS)	K(FC)	K(FCD)	N(AL)	N(Cu)	N(ADC)	S(Ti)	S(Ni)	H HRC35 ↑
-	-	-	-	-	-	-	●	●	●	-	-	-



ST-NRT ST Forming taps



- ⊙ High-speed steel material;
- ⊙ YC-C50 coating, excellent wear resistance, no easy to stick chips.
- ⊙ Suitable for processing non-ferrous metals, ADC, AC, ZDC, MC, Cu, BSC.

Item No.	Thread size	Limit	LC	Type	Dimensions (mm)						Flutes
					L	fl	In	d	k	Lk	
NUST256B	STNO.2-56UNC	RH3	2P	2	43.5	13	-	3	2.5	3	-
NUST440B	STNO.4-40UNC	RH3	2P	2	48	15	-	4	3.2	6	-
NUST632B	STNO.6-32UNC	RH4	2P	2	55	18	-	5	4	7	-
NUST832B	STNO.8-32UNC	RH4	2P	2	63.5	18	-	5.5	4.5	7	-
NUST1032B	STNO.10-32UNF	RH4	2P	4	66	12	12	6	4.5	7	2
NUST1024B	STNO.10-24UNC	RH4	2P	4	66	12	12	6	4.5	7	2
NUST1224B	STNO.12-24UNC	RH4	2P	5	70	13	10	6.2	5	8	2
NUST1420B	ST1/4-20UNC	RH5	2P	5	70	15	15	6.1	5	8	3
NUST1428B	ST1/4-28UNF	RH5	2P	5	70	15	15	6.1	5	8	3
NUST51618B	ST5/16-18UNC	RH5	2P	5	75	15	28	7	5.5	8	6
NUST51624B	ST5/16-24UNF	RH5	2P	5	75	16	27	7	5.5	8	6
NUST3816B	ST3/8-16UNC	RH5	2P	5	82	17	25	8.5	6.5	9	6
NUST3824B	ST3/8-24UNF	RH5	2P	5	82	19	23	8.5	6.5	9	6
NUST1213B	ST1/2-13UNC	RH6	2P	5	95	23	25	12	9	12	6
NUST1220B	ST1/2-20UNF	RH6	2P	5	95	23	25	12	9	12	6

Tolerances under 2B standard. Other tolerances and Special tap chamfer custom are available.

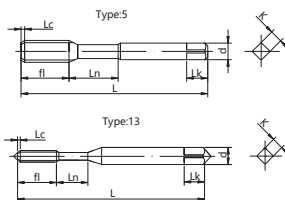
P	P	P	SCM HRC35 ↓	M(SUS)	K(FC)	K(FCD)	N(AL)	N(Cu)	N(ADC)	S(Ti)	S(Ni)	H HRC35 ↑
-	-	-	-	-	-	-	●	●	●	-	-	-



TAPS FOR ALUMINUM, COOPER AND NON-FERROUS METALS

X20-SFT Spiral fluted taps

- High-speed steel material;
- Complex coating, excellent wear resistance.
- Suitable for processing non-ferrous metals, ADC, AC, ZDC, MC, Cu, BSC.



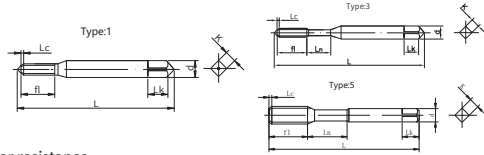
Item No.	Thread size	Limit	LC	Type	Dimensions (mm)						Flutes
					L	fl	ln	d	k	Lk	
X20S04070	M4×0.7	6HX	2.5P	13	63	9	12	4.5	3.4	6	-
X20S05080	M5×0.8	6HX	2.5P	13	70	10	15	6	4.9	8	-
X20S06100	M6×1	6HX	2.5P	13	80	10	20	6	4.9	8	-
X20S07100	M7×1	6HX	2.5P	13	80	10	20	7	5.5	8	-
X20S08125	M8×1.25	6HX	2.5P	5	90	13	22	8	6.2	9	-
X20S08100	M8×1	6HX	2.5P	5	90	13	22	8	6.2	9	-
X20S10150	M10×1.5	6HX	2.5P	5	100	15	24	10	8	11	-
X20S10125	M10×1.25	6HX	2.5P	5	100	15	24	10	8	11	-
X20S10100	M10×1	6HX	2.5P	5	100	15	24	10	8	11	-
X20S12175	M12×1.75	6HX	2.5P	5	110	17	32	9	7	10	-
X20S12150	M12×1.5	6HX	2.5P	5	110	17	32	9	7	10	-
X20S12125	M12×1.25	6HX	2.5P	5	110	17	32	9	7	10	-
X20S12100	M12×1	6HX	2.5P	5	110	17	32	9	7	10	-
X20S14200	M14×2	6HX	2.5P	5	110	20	33	11	9	12	-
X20S14150	M14×1.5	6HX	2.5P	5	110	20	33	11	9	12	-
X20S14125	M14×1.25	6HX	2.5P	5	110	20	33	11	9	12	-
X20S14100	M14×1	6HX	2.5P	5	110	20	33	11	9	12	-
X20S16200	M16×2	6HX	2.5P	5	110	20	34	12	9	12	-
X20S16150	M16×1.5	6HX	2.5P	5	110	20	34	12	9	12	-
X20S16125	M16×1.25	6HX	2.5P	5	110	20	34	12	9	12	-
X20S16100	M16×1	6HX	2.5P	5	110	20	34	12	9	12	-

Tolerances under 6HX standard. Other tolerances and Special tap chamfer custom are available.

P	P	P	SCM HRC35 ↓	M(SUS)	K(FC)	K(FCD)	N(AL)	N(Cu)	N(ADC)	S(Ti)	S(Ni)	H HRC35 ↑
-	-	-	-	-	-	-	●	●	●	-	-	-



SFT45 Spiral fluted taps



- High-speed steel material;
- YC-C50 coating, smooth chip removal, excellent wear resistance.
- Suitable for processing non-ferrous metals, ADC, AC, ZDC, MC, Cu, BSC, etc.

Item No.	Thread size	Limit	LC	Type	Dimensions (mm)							Flutes
					L	fl	In	d	k	Lk		
NS010025	M1×0.25	P1	1.5P	1	37	4.5	-	3	2.5	3	2	
NS012025	M1.2×0.25	P1	1.5P	1	37	5.5	-	3	2.5	3	2	
NS014030	M1.4×0.3	P1	1.5P	1	37	6.5	-	3	2.5	3	2	
NS016035	M1.6×0.35	P2	1.5P	1	37	8	-	3	2.5	3	2	
NS020040	M2×0.4	P2	2.5P	1	45	11	-	3	2.5	3	2	
NS025045	M2.5×0.45	P2	2.5P	1	45	12	-	3	2.5	3	2	
NS030050	M3×0.5	P2	2.5P	3	50	5	13	4	3.2	6	3	
NS035060	M3.5×0.6	P2	2.5P	3	50	6	13	4	3.2	6	3	
NS040070	M4×0.7	P2	2.5P	3	57	9	11	5	4	7	3	
NS050080	M5×0.8	P2	2.5P	3	66	8	17	5.5	4.5	7	3	
NS060100	M6×1	P2	2.5P	3	69	12	12	6	4.5	7	3	
NS070100	M7×1	P3	2.5P	3	78	13	10	6.2	5	8	3	
NS080125	M8×1.25	P3	2.5P	5	70	13	23	6.2	5	8	3	
NS080100	M8×1	P3	2.5P	5	70	13	23	6.2	5	8	3	
NS100150	M10×1.5	P4	2.5P	5	75	15	28	7	5.5	8	3	
NS100125	M10×1.25	P3	2.5P	5	75	13	30	7	5.5	8	3	
NS100100	M10×1	P3	2.5P	5	75	13	30	7	5.5	8	3	
NS120175	M12×1.75	P4	2.5P	5	82	17	25	8.5	6.5	9	3	
NS120150	M12×1.5	P4	2.5P	5	82	17	25	8.5	6.5	9	3	
NS120125	M12×1.25	P4	2.5P	5	82	13	29	8.5	6.5	9	3	
NS120100	M12×1	P3	2.5P	5	82	13	29	8.5	6.5	9	3	
NS140200	M14×2	P5	2.5P	5	88	20	31	10.5	8	11	3	
NS140150	M14×1.5	P4	2.5P	5	88	20	31	10.5	8	11	3	
NS140125	M14×1.25	P4	2.5P	5	88	20	31	10.5	8	11	3	
NS140100	M14×1	P3	2.5P	5	88	20	31	10.5	8	11	3	
NS160200	M16×2	P5	2.5P	5	95	20	32	12.5	10	13	3	
NS160150	M16×1.5	P4	2.5P	5	95	20	32	12.5	10	13	3	
NS160125	M16×1.25	P4	2.5P	5	95	20	32	12.5	10	13	3	
NS160100	M16×1	P3	2.5P	5	95	20	32	12.5	10	13	3	

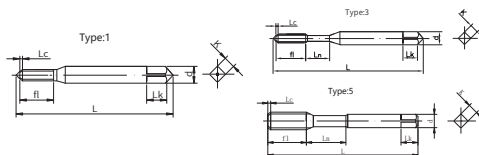
Tolerances under 6H standard. Other tolerances and Special tap chamfer custom are available.

P	P	P	SCM HRC35 ↓	M(SUS)	K(FC)	K(FCD)	N(AL)	N(Cu)	N(ADC)	S(Ti)	S(Ni)	H HRC35 ↑
-	-	-	-	-	-	-	●	●	●	-	-	-



TAPS FOR ALUMINUM, COOPER AND NON-FERROUS METALS

SFT45 Spiral fluted taps



- High-speed steel material;
- YC-C50 coating, smooth chip removal, excellent wear resistance.
- Suitable for processing non-ferrous metals, ADC, AC, ZDC, MC, Cu, BSC etc.

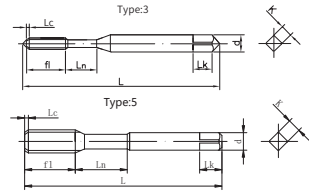
Item No.	Thread size	Limit	LC	Type	Dimensions (mm)						Flutes
					L	fl	In	d	k	Lk	
NSU080	NO.0-80UNF	P1	1.5P	1	37	10	-	3	2.5	3	2
NSU164	NO.1-64UNC	P1	1.5P	1	37	11	-	3	2.5	3	2
NSU256	NO.2-56UNC	P1	2.5P	1	45	12	-	3	2.5	3	2
NSU348	NO.3-48UNC	P1	2.5P	1	45	14	-	3	2.5	3	2
NSU440	NO.4-40UNC	P2	2.5P	3	45	6	10	3	2.5	3	3
NSU540	NO.5-40UNC	P2	2.5P	3	50	7	12	4	3.2	6	3
NSU632	NO.6-32UNC	P2	2.5P	3	50	8	12	4	3.2	6	3
NSU832	NO.8-32UNC	P2	2.5P	3	57	8	13.5	5	4	7	3
NSU1024	NO.10-24UNC	P2	2.5P	3	66	10	16	5.5	4.5	7	3
NSU1032	NO.10-32UNF	P2	2.5P	3	66	10	16	5.5	4.5	7	3
NSU1224	NO.12-24UNC	P2	2.5P	3	66	10	16	5.5	4.5	7	3
NSU1228	NO.12-28UNF	P2	2.5P	3	66	10	16	5.5	4.5	7	3
NSU1420	1/4-20UNC	P2	2.5P	3	69	12	17	6	4.5	7	3
NSU1428	1/4-28UNF	P2	2.5P	3	69	12	17	6	4.5	7	3
NSU51618	5/16-18UNC	P3	2.5P	5	70	15	15	6.1	5	8	3
NSU51624	5/16-24UNF	P3	2.5P	5	70	11	19	6.1	5	8	3
NSU3816	3/8-16UNC	P3	2.5P	5	75	16	27	7	5.5	8	3
NSU3824	3/8-24UNF	P3	2.5P	5	75	11	32	7	5.5	8	3
NSU71614	7/16-14UNC	P4	2.5P	5	80	20	20	8	6	9	3
NSU71620	7/16-20UNF	P3	2.5P	5	80	13	27	8	6	9	3
NSU1213	1/2-13UNC	P4	2.5P	5	85	21	27	9	7	10	3
NSU1220	1/2-20UNF	P3	2.5P	5	85	13	35	9	7	10	3
NSU91612	9/16-12UNC	P4	2.5P	5	90	21	29	10.5	8	11	3
NSU91618	9/16-18UNF	P3	2.5P	5	90	15	35	10.5	8	11	3
NSU5811	5/8-11UNC	P4	2.5P	5	95	23	25	12	9	12	3
NSU5818	5/8-18UNF	P3	2.5P	5	95	23	25	12	9	12	3

Tolerances under 2B standard. Other tolerances and Special tap chamfer custom are available.

P	P	P	SCM HRC35 ↓	M(SUS)	K(FC)	K(FCD)	N(AL)	N(Cu)	N(ADC)	S(Ti)	S(Ni)	H HRC35 ↑
-	-	-	-	-	-	-	●	●	●	-	-	-



S-SFT
SFT Spiral fluted taps with fine thread



- ⊙ High-speed steel material;
- ⊙ YC-C50 coating, smooth chip removal, excellent wear resistance.
- ⊙ Suitable for processing non-ferrous metals, ADC, AC, ZDC, MC, Cu, BSC, etc.

Item No.	Thread size	Limit	LC	Type	Dimensions (mm)						Flutes
					L	fl	In	d	k	Lk	
NS030035	M3×0.35	P2	2.5P	3	50	5	13	4	3.2	6	3
NS035035	M3.5×0.35	P2	2.5P	3	50	6	13	4	3.2	6	3
NS040050	M4×0.5	P2	2.5P	3	57	9	11	5	4	7	3
NS050050	M5×0.5	P2	2.5P	3	66	8	17	5.5	4.5	7	3
NS060050	M6×0.5	P2	2.5P	3	69	12	12	6	4.5	7	3
NS060075	M6×0.75	P2	2.5P	3	69	12	12	6	4.5	7	3
NS070075	M7×0.75	P3	2.5P	3	78	13	10	6.2	5	8	3
NS080075	M8×0.75	P3	2.5P	5	70	13	23	6.2	5	8	3
NS100075	M10×0.75	P3	2.5P	5	75	13	30	7	5.5	8	3
NSU640	N0.6-40UNF	P2	2.5P	3	50	8	12	4	3.2	6	3
NSU836	N0.8-36UNF	P2	2.5P	3	57	8	13.5	5	4	7	3

Tolerances under 6H/2B standard. Other tolerances and Special tap chamfer custom are available.

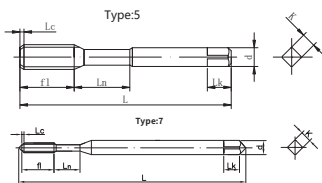
P	P	P	SCM HRC35 ↓	M(SUS)	K(FC)	K(FCD)	N(AL)	N(Cu)	N(ADC)	S(Ti)	S(Ni)	H HRC35 ↑
-	-	-	-	-	-	-	●	●	●	-	-	-



TAPS FOR ALUMINUM, COOPER AND NON-FERROUS METALS

L-SFT

SFT Spiral fluted taps with long shank



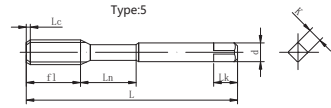
- High-speed steel material;
- YC-C50 coating, smooth chip removal, excellent wear resistance.
- Suitable for processing non-ferrous metals, ADC, AC, ZDC, MC, Cu, BSC, etc.

Item No.	Thread size	Limit	LC	Type	Dimensions(mm)						Flutes
					L	fl	ln	d	k	Lk	
NS020480	M2×0.4	P2	2.5P	7	80	9	6	3	2.5	5	2
NS0204100	M2×0.4	P2	2.5P	7	100	9	6	3	2.5	5	2
NS02504580	M2.5×0.45	P2	2.5P	7	80	9	6	3	2.5	5	2
NS025045100	M2.5×0.45	P2	2.5P	7	100	9	6	3	2.5	5	2
NS030580	M3×0.5	P2	2.5P	7	80	12	7	4	3.2	6	3
NS0305100	M3×0.5	P2	2.5P	7	100	12	7	4	3.2	6	3
NS0305120	M3×0.5	P2	2.5P	7	120	12	7	4	3.2	6	3
NS0305150	M3×0.5	P2	2.5P	7	150	12	7	4	3.2	6	3
NS0350680	M3.5×0.6	P2	2.5P	7	80	13	7	4	3.2	6	3
NS03506100	M3.5×0.6	P2	2.5P	7	100	13	7	4	3.2	6	3
NS03506120	M3.5×0.6	P2	2.5P	7	120	13	7	4	3.2	6	3
NS03506150	M3.5×0.6	P2	2.5P	7	150	13	7	4	3.2	6	3
NS040780	M4×0.7	P2	2.5P	7	80	14	7	5	4	7	3
NS0407100	M4×0.7	P2	2.5P	7	100	14	7	5	4	7	3
NS0407120	M4×0.7	P2	2.5P	7	120	14	7	5	4	7	3
NS0407150	M4×0.7	P2	2.5P	7	150	14	7	5	4	7	3
NS050880	M5×0.8	P2	2.5P	7	80	16	9	5.5	4.5	7	3
NS0508100	M5×0.8	P2	2.5P	7	100	16	9	5.5	4.5	7	3
NS0508120	M5×0.8	P2	2.5P	7	120	16	9	5.5	4.5	7	3
NS0508150	M5×0.8	P2	2.5P	7	150	16	9	5.5	4.5	7	3
NS061080	M6×1	P2	2.5P	7	80	19.5	9.5	6	4.5	7	3
NS0610100	M6×1	P2	2.5P	7	100	19.5	9.5	6	4.5	7	3
NS0610120	M6×1	P2	2.5P	7	120	19.5	9.5	6	4.5	7	3
NS0610150	M6×1	P2	2.5P	7	150	19.5	9.5	6	4.5	7	3
NS0710100	M7X1	P3	2.5P	7	100	13	10	6.2	5	8	3
NS0710120	M7X1	P3	2.5P	7	120	13	10	6.2	5	8	3
NS0710150	M7X1	P3	2.5P	7	150	13	10	6.2	5	8	3
NS08125100	M8×1.25	P3	2.5P	5	100	22	15	6.2	5	8	3
NS08125120	M8×1.25	P3	2.5P	5	120	22	15	6.2	5	8	3
NS08125150	M8×1.25	P3	2.5P	5	150	22	15	6.2	5	8	3
NS0810100	M8×1	P3	2.5P	5	100	22	15	6.2	5	8	3
NS0810120	M8×1	P3	2.5P	5	120	22	15	6.2	5	8	3
NS0810150	M8×1	P3	2.5P	5	150	22	15	6.2	5	8	3
NS1015100	M10×1.5	P4	2.5P	5	100	24	19	7	5.5	8	3

P	P	P	SCM HRC35 ↓	M(SUS)	K(FC)	K(FCD)	N(AL)	N(Cu)	N(ADC)	S(Ti)	S(Ni)	H HRC35 ↑
-	-	-	-	-	-	-	●	●	●	-	-	-



L-SFT SFT Spiral fluted taps with long shank



- High-speed steel material;
- YC-C50 coating, smooth chip removal, excellent wear resistance.
- Suitable for processing non-ferrous metals, ADC, AC, ZDC, MC, Cu, BSC, etc.

Item No.	Thread size	Limit	LC	Type	Dimensions(mm)						Flutes
					L	fl	ln	d	k	Lk	
NS1015120	M10×1.5	P4	2.5P	5	120	24	19	7	5.5	8	3
NS1015150	M10×1.5	P4	2.5P	5	150	24	19	7	5.5	8	3
NS10125100	M10×1.25	P3	2.5P	5	100	24	19	7	5.5	8	3
NS10125120	M10×1.25	P3	2.5P	5	120	24	19	7	5.5	8	3
NS10125150	M10×1.25	P3	2.5P	5	150	24	19	7	5.5	8	3
NS1010100	M10×1	P3	2.5P	5	100	24	19	7	5.5	8	3
NS1010120	M10×1	P3	2.5P	5	120	24	19	7	5.5	8	3
NS1010150	M10×1	P3	2.5P	5	150	24	19	7	5.5	8	3
NS12175100	M12×1.75	P4	2.5P	5	100	29	17	8.5	6.5	9	3
NS12175120	M12×1.75	P4	2.5P	5	120	29	17	8.5	6.5	9	3
NS12175150	M12×1.75	P4	2.5P	5	150	29	17	8.5	6.5	9	3
NS1215100	M12×1.5	P4	2.5P	5	100	29	17	8.5	6.5	9	3
NS1215120	M12×1.5	P4	2.5P	5	120	29	17	8.5	6.5	9	3
NS1215150	M12×1.5	P4	2.5P	5	150	29	17	8.5	6.5	9	3
NS12125100	M12X1.25	P4	2.5P	5	100	29	17	8.5	6.5	9	3
NS12125120	M12X1.25	P4	2.5P	5	120	29	17	8.5	6.5	9	3
NS12125150	M12X1.25	P4	2.5P	5	150	29	17	8.5	6.5	9	3
NS1210100	M12×1	P3	2.5P	5	100	29	17	8.5	6.5	9	3
NS1210120	M12×1	P3	2.5P	5	120	29	17	8.5	6.5	9	3
NS1210150	M12×1	P3	2.5P	5	150	29	17	8.5	6.5	9	3
NS1420120	M14×2	P5	2.5P	5	120	20	31	10.5	8	11	3
NS1420150	M14×2	P5	2.5P	5	150	20	31	10.5	8	11	3
NS1415120	M14×1.5	P4	2.5P	5	120	20	31	10.5	8	11	3
NS1415150	M14×1.5	P4	2.5P	5	150	20	31	10.5	8	11	3
NS14125120	M14×1.25	P4	2.5P	5	120	20	31	10.5	8	11	3
NS14125150	M14×1.25	P4	2.5P	5	150	20	31	10.5	8	11	3
NS1410120	M14×1	P3	2.5P	5	120	20	31	10.5	8	11	3
NS1410150	M14×1	P3	2.5P	5	150	20	31	10.5	8	11	3
NS1620120	M16×2	P5	2.5P	5	120	20	32	12.5	10	13	3
NS1620150	M16×2	P5	2.5P	5	150	20	32	12.5	10	13	3

Tolerances under 6H standard. Other tolerances and Special tap chamfer custom are available.

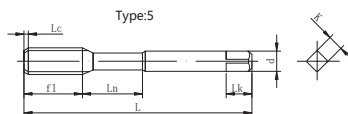
P	P	P	SCM HRC35 ↓	M(SUS)	K(FC)	K(FCD)	N(AL)	N(Cu)	N(ADC)	S(Ti)	S(Ni)	H HRC35 ↑
-	-	-	-	-	-	-	●	●	●	-	-	-



TAPS FOR ALUMINUM, COOPER AND NON-FERROUS METALS

L-SFT

SFT Spiral fluted taps with long shank



- High-speed steel material;
- YC-C50 coating, smooth chip removal, excellent wear resistance.
- Suitable for processing non-ferrous metals, ADC, AC, ZDC, MC, Cu, BSC, etc.

Item No.	Thread size	Limit	LC	Type	Dimensions(mm)						Flutes
					L	fl	ln	d	k	Lk	
NS1615120	M16×1.5	P4	2.5P	5	120	20	32	12.5	10	13	3
NS1615150	M16×1.5	P4	2.5P	5	150	20	32	12.5	10	13	3
NS16125120	M16×1.25	P4	2.5P	5	120	20	32	12.5	10	13	3
NS16125150	M16×1.25	P4	2.5P	5	150	20	32	12.5	10	13	3
NS1610120	M16×1	P3	2.5P	5	120	20	32	12.5	10	13	3
NS1610150	M16×1	P3	2.5P	5	150	20	32	12.5	10	13	3

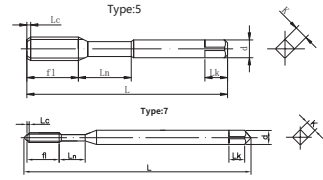
Tolerances under 6H standard. Other tolerances and Special tap chamfer custom are available.

P	P	P	SCM HRC35 ↓	M(SUS)	K(FC)	K(FCD)	N(AL)	N(Cu)	N(ADC)	S(Ti)	S(Ni)	H HRC35 ↑
-	-	-	-	-	-	-	●	●	●	-	-	-



L-SFT

SFT Spiral fluted taps with long shank



- High-speed steel material;
- YC-C50 coating, smooth chip removal, excellent wear resistance.
- Suitable for processing non-ferrous metals, ADC, AC, ZDC, MC, Cu, BSC, etc.

Item No.	Thread size	Limit	LC	Type	Dimensions (mm)						Flutes
					L	fl	ln	d	k	Lk	
NSU44080	NO.4-40UNC	P2	2.5P	7	80	10	6	3	2.5	5	3
NSU440100	NO.4-40UNC	P2	2.5P	7	100	10	6	3	2.5	5	3
NSU54080	NO.5-40UNC	P2	2.5P	7	80	12	7	4	3.2	6	3
NSU540100	NO.5-40UNC	P2	2.5P	7	100	12	7	4	3.2	6	3
NSU63280	NO.6-32UNC	P2	2.5P	7	80	13	7	4	3.2	6	3
NSU632100	NO.6-32UNC	P2	2.5P	7	100	13	7	4	3.2	6	3
NSU632120	NO.6-32UNC	P2	2.5P	7	120	13	7	4	3.2	6	3
NSU632150	NO.6-32UNC	P2	2.5P	7	150	13	7	4	3.2	6	3
NSU83280	NO.8-32UNC	P2	2.5P	7	80	13.5	8	5	4	7	3
NSU832100	NO.8-32UNC	P2	2.5P	7	100	13.5	8	5	4	7	3
NSU832120	NO.8-32UNC	P2	2.5P	7	120	13.5	8	5	4	7	3
NSU832150	NO.8-32UNC	P2	2.5P	7	150	13.5	8	5	4	7	3
NSU102480	NO.10-24UNC	P2	2.5P	7	80	16.5	9.5	5.5	4.5	7	3
NSU1024100	NO.10-24UNC	P2	2.5P	7	100	16.5	9.5	5.5	4.5	7	3
NSU1024120	NO.10-24UNC	P2	2.5P	7	120	16.5	9.5	5.5	4.5	7	3
NSU1024150	NO.10-24UNC	P2	2.5P	7	150	16.5	9.5	5.5	4.5	7	3
NSU122480	NO.12-24UNC	P2	2.5P	7	80	16.5	9.5	5.5	4.5	7	3
NSU1224100	NO.12-24UNC	P2	2.5P	7	100	16.5	9.5	5.5	4.5	7	3
NSU1224120	NO.12-24UNC	P2	2.5P	7	120	16.5	9.5	5.5	4.5	7	3
NSU1224150	NO.12-24UNC	P2	2.5P	7	150	16.5	9.5	5.5	4.5	7	3
NSU142080	1/4-20UNC	P2	2.5P	7	80	19.5	9.5	6	4.5	7	3
NSU1420100	1/4-20UNC	P2	2.5P	7	100	19.5	9.5	6	4.5	7	3
NSU1420120	1/4-20UNC	P2	2.5P	7	120	19.5	9.5	6	4.5	7	3
NSU1420150	1/4-20UNC	P2	2.5P	7	150	19.5	9.5	6	4.5	7	3
NSU51618100	5/16-18UNC	P3	2.5P	5	100	23	15	6.1	5	8	3
NSU51618120	5/16-18UNC	P3	2.5P	5	120	23	15	6.1	5	8	3
NSU51618150	5/16-18UNC	P3	2.5P	5	150	23	15	6.1	5	8	3
NSU51624100	5/16-24UNF	P3	2.5P	5	100	23	15	6.1	5	8	3
NSU51624120	5/16-24UNF	P3	2.5P	5	120	23	15	6.1	5	8	3
NSU51624150	5/16-24UNF	P3	2.5P	5	150	23	15	6.1	5	8	3
NSU3816100	3/8-16UNC	P3	2.5P	5	100	25	18	7	5.5	8	3
NSU3816120	3/8-16UNC	P3	2.5P	5	120	25	18	7	5.5	8	3
NSU3816150	3/8-16UNC	P3	2.5P	5	150	25	18	7	5.5	8	3
NSU3824100	3/8-24UNF	P3	2.5P	5	100	25	18	7	5.5	8	3

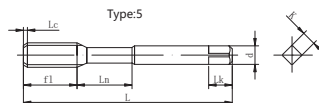
P	P	P	SCM HRC35 ↓	M (SUS)	K (FC)	K (PCD)	N (AL)	N (Cu)	N (ADC)	S (Ti)	S (Ni)	H HRC35 ↑
-	-	-	-	-	-	-	●	●	●	-	-	-



TAPS FOR ALUMINUM, COOPER AND NON-FERROUS METALS

L-SFT

SFT Spiral fluted taps with long shank



- High-speed steel material;
- YC-C50 coating, smooth chip removal, excellent wear resistance.
- Suitable for processing non-ferrous metals, ADC, AC, ZDC, MC, Cu, BSC, etc.

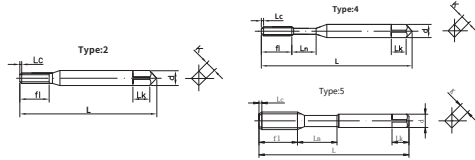
Item No.	Thread size	Limit	LC	Type	Dimensions(mm)						Flutes
					L	fl	In	d	k	Lk	
NSU3824120	3/8-24UNF	P3	2.5P	5	120	25	18	7	5.5	8	3
NSU3824150	3/8-24UNF	P3	2.5P	5	150	25	18	7	5.5	8	3
NSU71614100	7/16-14UNC	P4	2.5P	5	100	29	16	8	6	9	3
NSU71614120	7/16-14UNC	P4	2.5P	5	120	29	16	8	6	9	3
NSU71614150	7/16-14UNC	P4	2.5P	5	150	29	16	8	6	9	3
NSU71620100	7/16-20UNF	P3	2.5P	5	100	29	16	8	6	9	3
NSU71620120	7/16-20UNF	P3	2.5P	5	120	29	16	8	6	9	3
NSU71620150	7/16-20UNF	P3	2.5P	5	150	29	16	8	6	9	3
NSU1213100	1/2-13UNC	P4	2.5P	5	100	30	18	9	7	10	3
NSU1213120	1/2-13UNC	P4	2.5P	5	120	30	18	9	7	10	3
NSU1213150	1/2-13UNC	P4	2.5P	5	150	30	18	9	7	10	3
NSU1220100	1/2-20UNF	P3	2.5P	5	100	30	18	9	7	10	3
NSU1220120	1/2-20UNF	P3	2.5P	5	120	30	18	9	7	10	3
NSU1220150	1/2-20UNF	P3	2.5P	5	150	30	18	9	7	10	3
NSU91612120	9/16-12UNC	P4	2.5P	5	120	30	20	10.5	8	11	3
NSU91612150	9/16-12UNC	P4	2.5P	5	150	30	20	10.5	8	11	3
NSU91618120	9/16-18UNF	P3	2.5P	5	120	30	20	10.5	8	11	3
NSU91618150	9/16-18UNF	P3	2.5P	5	150	30	20	10.5	8	11	3
NSU5811120	5/8-11UNC	P4	2.5P	5	120	23	25	12	9	12	3
NSU5811150	5/8-11UNC	P4	2.5P	5	150	23	25	12	9	12	3
NSU5818120	5/8-18UNF	P3	2.5P	5	120	23	25	12	9	12	3
NSU5818150	5/8-18UNF	P3	2.5P	5	150	23	25	12	9	12	3

Tolerances under 2B standard. Other tolerances and Special tap chamfer custom are available.

P	P	P	SCM HRC35 ↓	M(SUS)	K(FC)	K(FCD)	N(AL)	N(Cu)	N(ADC)	S(Ti)	S(Ni)	H HRC35 ↑
-	-	-	-	-	-	-	●	●	●	-	-	-



ST-SFT
ST Spiral fluted taps



- ⊙ High-speed steel material;
- ⊙ YC-C50 coating, smooth chip removal, excellent wear resistance.
- ⊙ Suitable for processing non-ferrous metals, ADC, AC, ZDC, MC, Cu, BSC, etc.

Item No.	Thread size	Limit	LC	Type	Dimensions(mm)						Flutes
					L	fl	In	d	k	Lk	
NST020040	ST2X0.4	P1	2.5P	2	43	12	-	3	2.5	3	2
NST025045	ST2.5X0.45	P1	2.5P	2	48	15	-	4	3.2	6	3
NST030050	ST3X0.5	P2	2.5P	2	48	16	-	5	4	7	3
NST040070	ST4X0.7	P2	2.5P	4	63	12	10	5.5	4.5	7	3
NST050080	ST5X0.8	P2	2.5P	4	66	12	12	6	4.5	7	3
NST060100	ST6X1	P2	2.5P	5	70	13	23	6.2	5	8	3
NST080125	ST8X1.25	P2	2.5P	5	75	13	30	7	5.5	8	3
NST100150	ST10X1.5	P2	2.5P	5	82	17	25	8.5	6.5	9	3
NST120175	ST12X1.75	P3	2.5P	5	88	20	31	10.5	8	11	3

Tolerances under 6H standard. Other tolerances and Special tap chamfer custom are available.

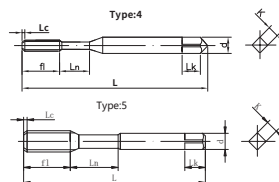
P	P	P	SCM HRC35 ↓	M(SUS)	K(FC)	K(FCD)	N(AL)	N(Cu)	N(ADC)	S(Ti)	S(Ni)	H HRC35 ↑
-	-	-	-	-	-	-	●	●	●	-	-	-



TAPS FOR ALUMINUM, COOPER AND NON-FERROUS METALS

ST-SFT

ST Spiral fluted taps



- High-speed steel material;
- YC-C50 coating, smooth chip removal, excellent wear resistance.
- Suitable for processing non-ferrous metals, ADC, AC, ZDC, MC, Cu, BSC, etc.

Item No.	Thread size	Limit	LC	Type	Dimensions (mm)						Flutes
					L	fl	ln	d	k	Lk	
NUST256	STN0.2-56UNC	P1	2.5P	4	43	10	6	3	2.5	3	3
NUST440	STN0.4-40UNC	P1	2.5P	4	48	13	7	4	3.2	6	3
NUST632	STN0.6-32UNC	P2	2.5P	4	54	14	7	5	4	7	3
NUST832	STN0.8-32UNC	P2	2.5P	4	63	16	9	5.5	4.5	7	3
NUST1024	STN0.10-24UNC	P2	2.5P	4	66	19.5	9.5	6	4.5	7	3
NUST1420	ST1/4-20UNC	P2	2.5P	5	70	23	15	6.1	5	8	3
NUST51618	ST5/16-18UNC	P2	2.5P	5	75	24	19	7	5.5	8	3
NUST3816	ST3/8-16UNC	P2	2.5P	5	82	29	17	8.5	6.5	9	3
NUST71614	ST7/16-14UNC	P3	2.5P	5	88	20	31	10.5	8	11	3
NUST1213	ST1/2-13UNC	P3	2.5P	5	95	23	25	12	9	12	3

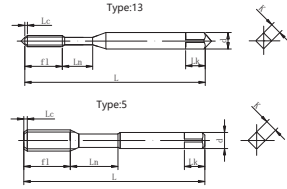
Tolerances under 2B standard. Other tolerances and Special tap chamfer custom are available.

P	P	P	SCM HRC35 ↓	M(SUS)	K(FC)	K(FCD)	N(AL)	N(Cu)	N(ADC)	S(Ti)	S(Ni)	H HRC35 ↑
-	-	-	-	-	-	-	●	●	●	-	-	-



X20-POT X20 Spiral opinted taps

- ⊙ High-speed steel material;
- ⊙ Complex coating, excellent wear resistance.
- ⊙ Suitable for processing non-ferrous metals, ADC, AC, ZDC, MC, Cu, BSC.



Item No.	Thread size	Limit	LC	Type	Dimensions (mm)						Flutes
					L	fl	Ln	d	k	Lk	
X20P04070	M4×0.7	6HX	5P	13	63	9	12	4.5	3.4	6	-
X20P05080	M5×0.8	6HX	5P	13	70	10	15	6	4.9	8	-
X20P06100	M6×1	6HX	5P	13	80	10	20	6	4.9	8	-
X20P07100	M7×1	6HX	5P	13	80	10	20	7	5.5	8	-
X20P08125	M8×1.25	6HX	5P	5	90	13	22	8	6.2	9	-
X20P08100	M8×1	6HX	5P	5	90	13	22	8	6.2	9	-
X20P10150	M10×1.5	6HX	5P	5	100	15	24	10	8	11	-
X20P10125	M10×1.25	6HX	5P	5	100	15	24	10	8	11	-
X20P10100	M10×1	6HX	5P	5	100	15	24	10	8	11	-
X20P12175	M12×1.75	6HX	5P	5	110	17	32	9	7	10	-
X20P12150	M12×1.5	6HX	5P	5	110	17	32	9	7	10	-
X20P12125	M12×1.25	6HX	5P	5	110	17	32	9	7	10	-
X20P12100	M12×1	6HX	5P	5	110	17	32	9	7	10	-
X20P14200	M14×2	6HX	5P	5	110	20	33	11	9	12	-
X20P14150	M14×1.5	6HX	5P	5	110	20	33	11	9	12	-
X20P14125	M14×1.25	6HX	5P	5	110	20	33	11	9	12	-
X20P14100	M14×1	6HX	5P	5	110	20	33	11	9	12	-
X20P16200	M16×2	6HX	5P	5	110	20	34	12	9	12	-
X20P16150	M16×1.5	6HX	5P	5	110	20	34	12	9	12	-
X20P16125	M16×1.25	6HX	5P	5	110	20	34	12	9	12	-
X20P16100	M16×1	6HX	5P	5	110	20	34	12	9	12	-

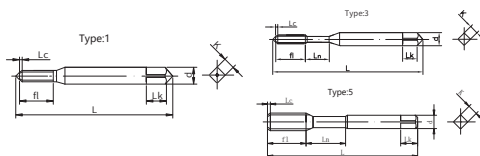
Tolerances under 6HX standard. Other tolerances and Special tap chamfer custom are available.

P	P	P	SCM HRC35 ↓	M(SUS)	K(FC)	K(FCD)	N(AL)	N(Cu)	N(ADC)	S(Ti)	S(Ni)	H HRC35 ↑
-	-	-	-	-	-	-	●	●	●	-	-	-



TAPS FOR ALUMINUM, COOPER AND NON-FERROUS METALS

POT Spiral pointed taps



- High-speed steel material;
- YC-C50 coating, forward chip removal, excellent wear resistance
- Suitable for processing non-ferrous metals, ADC, AC, ZDC, MC, Cu, BSC.

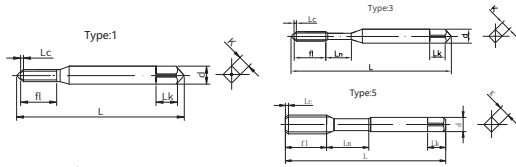
Item No.	Thread size	Limit	LC	Type	Dimensions (mm)						Flutes
					L	fl	In	d	k	Lk	
NP010025	M1×0.25	P1	5P	1	37	4.5	-	3	2.5	3	2
NP012025	M1.2×0.25	P1	5P	1	37	5.5	-	3	2.5	3	2
NP014030	M1.4×0.3	P1	5P	1	37	9	-	3	2.5	3	2
NP016035	M1.6×0.35	P2	5P	1	37	8	-	3	2.5	3	2
NP020040	M2×0.4	P2	5P	1	45	11	-	3	2.5	3	2
NP025045	M2.5×0.45	P2	5P	1	45	12	-	3	2.5	3	2
NP030050	M3×0.5	P2	5P	3	50	12	7	4	3.2	6	3
NP035060	M3.5×0.6	P2	5P	3	50	13	7	4	3.2	6	3
NP040070	M4×0.7	P2	5P	3	57	14	7	5	4	7	3
NP050080	M5×0.8	P2	5P	3	66	16	9	5.5	4.5	7	3
NP060100	M6×1	P2	5P	3	69	19.5	9.5	6	4.5	7	3
NP070100	M7×1	P3	5P	3	78	13	10	6.2	5	8	3
NP080125	M8×1.25	P3	5P	5	70	22	15	6.2	5	8	3
NP080100	M8×1	P3	5P	5	70	22	15	6.2	5	8	3
NP100150	M10×1.5	P4	5P	5	75	24	19	7	5.5	8	3
NP100125	M10×1.25	P3	5P	5	75	24	19	7	5.5	8	3
NP100100	M10×1	P3	5P	5	75	24	19	7	5.5	8	3
NP120175	M12×1.75	P4	5P	5	82	29	17	8.5	6.5	9	3
NP120150	M12×1.5	P4	5P	5	82	29	17	8.5	6.5	9	3
NP120125	M12×1.25	P4	5P	5	82	29	17	8.5	6.5	9	3
NP120100	M12×1	P3	5P	5	82	29	17	8.5	6.5	9	3
NP140200	M14×2	P5	5P	5	88	20	31	10.5	8	11	3
NP140150	M14×1.5	P4	5P	5	88	20	31	10.5	8	11	3
NP140125	M14×1.25	P4	5P	5	88	20	31	10.5	8	11	3
NP140100	M14×1	P3	5P	5	88	20	31	10.5	8	11	3
NP160200	M16×2	P5	5P	5	95	20	32	12.5	10	13	3
NP160150	M16×1.5	P4	5P	5	95	20	32	12.5	10	13	3
NP160125	M16×1.25	P4	5P	5	95	20	32	12.5	10	13	3
NP160100	M16×1	P3	5P	5	95	20	32	12.5	10	13	3

Tolerances under 6H standard. Other tolerances and Special tap chamfer custom are available.

P	P	P	SCM HRC35 ↓	M(SUS)	K(FC)	K(FCD)	N(AL)	N(Cu)	N(ADC)	S(Ti)	S(Ni)	H HRC35 ↑
-	-	-	-	-	-	-	●	●	●	-	-	-



POT Spiral pointed taps



- High-speed steel material;
- YC-C50 coating, forward chip removal, excellent wear resistance
- Suitable for processing non-ferrous metals, ADC, AC, ZDC, MC, Cu, BSC.

Item No.	Thread size	Limit	LC	Type	Dimensions (mm)						Flutes
					L	fl	In	d	k	Lk	
NPU080	NO.0-80UNF	P1	5P	1	37	10	-	3	2.5	3	2
NPU164	NO.1-64UNC	P1	5P	1	37	11	-	3	2.5	3	2
NPU256	NO.2-56UNC	P1	5P	1	45	12	-	3	2.5	3	2
NPU348	NO.3-48UNC	P1	5P	1	45	14	-	3	2.5	3	2
NPU440	NO.4-40UNC	P2	5P	1	45	13	-	3	2.5	3	2
NPU540	NO.5-40UNC	P2	5P	3	50	12	7	4	3.2	6	3
NPU632	NO.6-32UNC	P2	5P	3	50	13	7	4	3.2	6	3
NPU832	NO.8-32UNC	P2	5P	3	57	13.5	8	5	4	7	3
NPU1024	NO.10-24UNC	P2	5P	3	66	16.5	9.5	5.5	4.5	7	3
NPU1032	NO.10-32UNF	P2	5P	3	66	16.5	9.5	5.5	4.5	7	3
NPU1224	NO.12-24UNC	P2	5P	3	66	16.5	9.5	5.5	4.5	7	3
NPU1228	NO.12-28UNF	P2	5P	3	66	16.5	9.5	5.5	4.5	7	3
NPU1420	1/4-20UNC	P2	5P	3	69	19.5	9.5	6	4.5	7	3
NPU1428	1/4-28UNF	P2	5P	3	69	19.5	9.5	6	4.5	7	3
NPU51618	5/16-18UNC	P3	5P	5	70	23	15	6.1	5	8	3
NPU51624	5/16-24UNF	P3	5P	5	70	23	15	6.1	5	8	3
NPU3816	3/8-16UNC	P3	5P	5	75	25	18	7	5.5	8	3
NPU3824	3/8-24UNF	P3	5P	5	75	25	18	7	5.5	8	3
NPU71614	7/16-14UNC	P4	5P	5	80	29	16	8	6	9	3
NPU71620	7/16-20UNF	P3	5P	5	80	29	16	8	6	9	3
NPU1213	1/2-13UNC	P4	5P	5	85	30	18	9	7	10	3
NPU1220	1/2-20UNF	P3	5P	5	85	30	18	9	7	10	3
NPU91612	9/16-12UNC	P4	5P	5	90	30	20	10.5	8	11	3
NPU91618	9/16-18UNF	P3	5P	5	90	30	20	10.5	8	11	3
NPU5811	5/8-11UNC	P4	5P	5	95	23	25	12	9	12	3
NPU5818	5/8-18UNF	P3	5P	5	95	23	25	12	9	12	3

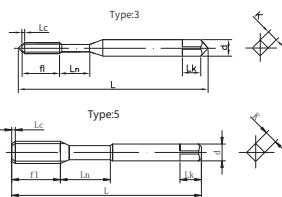
Tolerances under 2B standard. Other tolerances and Special tap chamfer custom are available.

P	P	P	SCM HRC35 ↓	M(SUS)	K(FC)	K(FCD)	N(AL)	N(Cu)	N(ADC)	S(Ti)	S(Ni)	H HRC35 ↑
-	-	-	-	-	-	-	●	●	●	-	-	-



S-POT

Spiral pointed taps with fine thread



- ⊙ High-speed steel material;
- ⊙ YC-C50 coating, forward chip removal, excellent wear resistance
- ⊙ Suitable for processing non-ferrous metals, ADC, AC, ZDC, MC, Cu, BSC.

Item No.	Thread size	Limit	LC	Type	Dimensions (mm)						Flutes
					L	fl	ln	d	k	Lk	
NP030035	M3×0.35	P2	5P	3	50	5	13	4	3.2	6	3
NP035035	M3.5×0.35	P2	5P	3	50	6	13	4	3.2	6	3
NP040050	M4×0.5	P2	5P	3	57	9	11	5	4	7	3
NP050050	M5×0.5	P2	5P	3	66	8	17	5.5	4.5	7	3
NP060050	M6×0.5	P2	5P	3	69	12	12	6	4.5	7	3
NP060075	M6×0.75	P2	5P	3	69	12	12	6	4.5	7	3
NP070075	M7×0.75	P3	5P	3	78	13	10	6.2	5	8	3
NP080075	M8×0.75	P3	5P	5	70	13	23	6.2	5	8	3
NP100075	M10×0.75	P3	5P	5	75	13	30	7	5.5	8	3
NPU640	NO.6-40UNF	P2	5P	3	50	8	12	4	3.2	6	3
NPU836	NO.8-36UNF	P2	5P	3	57	8	13.5	5	4	7	3

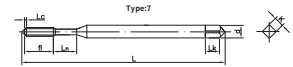
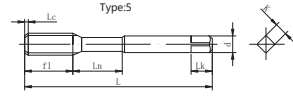
Tolerances under 6H/2B standard. Other tolerances and Special tap chamfer custom are available.

P	P	P	SCM HRC35 ↓	M(SUS)	K(FC)	K(FCD)	N(AL)	N(Cu)	N(ADC)	S(Ti)	S(Ni)	H HRC35 ↑
-	-	-	-	-	-	-	●	●	●	-	-	-



L-POT

Spiral pointed taps with long shank



- High-speed steel material;
- YC-C50 coating, forward chip removal, excellent wear resistance
- Suitable for processing non-ferrous metals, ADC, AC, ZDC, MC, Cu, BSC.

Item No.	Thread size	Limit	LC	Type	Dimensions(mm)						Flutes
					L	fl	Ln	d	k	Lk	
NP020480	M2×0.4	P2	5P	7	80	9	6	3	2.5	5	2
NP0204100	M2×0.4	P2	5P	7	100	9	6	3	2.5	5	2
NP02504580	M2.5×0.45	P2	5P	7	80	9	6	3	2.5	5	2
NP025045100	M2.5×0.45	P2	5P	7	100	9	6	3	2.5	5	2
NP030580	M3×0.5	P2	5P	7	80	12	7	4	3.2	6	3
NP0305100	M3×0.5	P2	5P	7	100	12	7	4	3.2	6	3
NP0305120	M3×0.5	P2	5P	7	120	12	7	4	3.2	6	3
NP0305150	M3×0.5	P2	5P	7	150	12	7	4	3.2	6	3
NP0350680	M3.5×0.6	P2	5P	7	80	13	7	4	3.2	6	3
NP03506100	M3.5×0.6	P2	5P	7	100	13	7	4	3.2	6	3
NP03506120	M3.5×0.6	P2	5P	7	120	13	7	4	3.2	6	3
NP03506150	M3.5×0.6	P2	5P	7	150	13	7	4	3.2	6	3
NP040780	M4×0.7	P2	5P	7	80	14	7	5	4	7	3
NP0407100	M4×0.7	P2	5P	7	100	14	7	5	4	7	3
NP0407120	M4×0.7	P2	5P	7	120	14	7	5	4	7	3
NP0407150	M4×0.7	P2	5P	7	150	14	7	5	4	7	3
NP050880	M5×0.8	P2	5P	7	80	16	9	5.5	4.5	7	3
NP0508100	M5×0.8	P2	5P	7	100	16	9	5.5	4.5	7	3
NP0508120	M5×0.8	P2	5P	7	120	16	9	5.5	4.5	7	3
NP0508150	M5×0.8	P2	5P	7	150	16	9	5.5	4.5	7	3
NP061080	M6×1	P2	5P	7	80	19.5	9.5	6	4.5	7	3
NP0610100	M6×1	P2	5P	7	100	19.5	9.5	6	4.5	7	3
NP0610120	M6×1	P2	5P	7	120	19.5	9.5	6	4.5	7	3
NP0610150	M6×1	P2	5P	7	150	19.5	9.5	6	4.5	7	3
NP0710100	M7×1	P3	5P	7	100	13	10	6.2	5	8	3
NP0710120	M7×1	P3	5P	7	120	13	10	6.2	5	8	3
NP0710150	M7×1	P3	5P	7	150	13	10	6.2	5	8	3
NP08125100	M8×1.25	P3	5P	5	100	22	15	6.2	5	8	3
NP08125120	M8×1.25	P3	5P	5	120	22	15	6.2	5	8	3
NP08125150	M8×1.25	P3	5P	5	150	22	15	6.2	5	8	3
NP0810100	M8×1	P3	5P	5	100	22	15	6.2	5	8	3
NP0810120	M8×1	P3	5P	5	120	22	15	6.2	5	8	3
NP0810150	M8×1	P3	5P	5	150	22	15	6.2	5	8	3
NP1015100	M10×1.5	P4	5P	5	100	24	19	7	5.5	8	3
NP1015120	M10×1.5	P4	5P	5	120	24	19	7	5.5	8	3

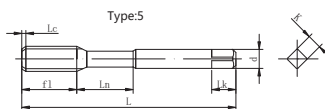
P	P	P	SCM HRC35 ↓	M(SUS)	K(FC)	K(FCD)	N(AL)	N(Cu)	N(ADC)	S(Ti)	S(Ni)	H HRC35 ↑
-	-	-	-	-	-	-	●	●	●	-	-	-



TAPS FOR ALUMINUM, COOPER AND NON-FERROUS METALS

L-POT

Spiral pointed taps with long shank



- High-speed steel material;
- YC-C50 coating, forward chip removal, excellent wear resistance
- Suitable for processing non-ferrous metals, ADC, AC, ZDC, MC, Cu, BSC.

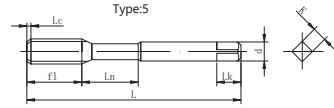
Item No.	Thread size	Limit	LC	Type	Dimensions (mm)						Flutes
					L	fl	Ln	d	k	Lk	
NP1015150	M10×1.5	P4	5P	5	150	24	19	7	5.5	8	3
NP10125100	M10×1.25	P3	5P	5	100	24	19	7	5.5	8	3
NP10125120	M10×1.25	P3	5P	5	120	24	19	7	5.5	8	3
NP10125150	M10×1.25	P3	5P	5	150	24	19	7	5.5	8	3
NP1010100	M10×1	P3	5P	5	100	24	19	7	5.5	8	3
NP1010120	M10×1	P3	5P	5	120	24	19	7	5.5	8	3
NP1010150	M10×1	P3	5P	5	150	24	19	7	5.5	8	3
NP12175100	M12×1.75	P4	5P	5	100	29	17	8.5	6.5	9	3
NP12175120	M12×1.75	P4	5P	5	120	29	17	8.5	6.5	9	3
NP12175150	M12×1.75	P4	5P	5	150	29	17	8.5	6.5	9	3
NP1215100	M12×1.5	P4	5P	5	100	29	17	8.5	6.5	9	3
NP1215120	M12×1.5	P4	5P	5	120	29	17	8.5	6.5	9	3
NP1215150	M12×1.5	P4	5P	5	150	29	17	8.5	6.5	9	3
NP12125100	M12×1.25	P4	5P	5	100	29	17	8.5	6.5	9	3
NP12125120	M12×1.25	P4	5P	5	120	29	17	8.5	6.5	9	3
NP12125150	M12×1.25	P4	5P	5	150	29	17	8.5	6.5	9	3
NP1210100	M12×1	P3	5P	5	100	29	17	8.5	6.5	9	3
NP1210120	M12×1	P3	5P	5	120	29	17	8.5	6.5	9	3
NP1210150	M12×1	P3	5P	5	150	29	17	8.5	6.5	9	3
NP1420120	M14×2	P5	5P	5	120	20	31	10.5	8	11	3
NP1420150	M14×2	P5	5P	5	150	20	31	10.5	8	11	3
NP1415120	M14×1.5	P4	5P	5	120	20	31	10.5	8	11	3
NP1415150	M14×1.5	P4	5P	5	150	20	31	10.5	8	11	3
NP14125120	M14×1.25	P4	5P	5	120	20	31	10.5	8	11	3
NP14125150	M14×1.25	P4	5P	5	150	20	31	10.5	8	11	3
NP1410120	M14×1	P3	5P	5	120	20	31	10.5	8	11	3
NP1410150	M14×1	P3	5P	5	150	20	31	10.5	8	11	3
NP1620120	M16×2	P5	5P	5	120	20	32	12.5	10	13	3
NP1620150	M16×2	P5	5P	5	150	20	32	12.5	10	13	3

Tolerances under 6H standard. Other tolerances and Special tap chamfer custom are available.

P	P	P	SCM HRC35 ↓	M(SUS)	K(FC)	K(FCD)	N(AL)	N(Cu)	N(ADC)	S(Ti)	S(Ni)	H HRC35 ↑
-	-	-	-	-	-	-	●	●	●	-	-	-



L-POT
Spiral pointed taps with long shank



- ⊙ High-speed steel material;
- ⊙ YC-C50 coating, forward chip removal, excellent wear resistance
- ⊙ Suitable for processing non-ferrous metals, ADC, AC, ZDC, MC, Cu, BSC.

Item No.	Thread size	Limit	LC	Type	Dimensions(mm)							Flutes
					L	fl	In	d	k	Lk		
NP1615120	M16×1.5	P4	5P	5	120	20	32	12.5	10	13	3	
NP1615150	M16×1.5	P4	5P	5	150	20	32	12.5	10	13	3	
NP16125120	M16×1.25	P4	5P	5	120	20	32	12.5	10	13	3	
NP16125150	M16×1.25	P4	5P	5	150	20	32	12.5	10	13	3	
NP1610120	M16×1	P3	5P	5	120	20	32	12.5	10	13	3	
NP1610150	M16×1	P3	5P	5	150	20	32	12.5	10	13	3	

Tolerances under 6H standard. Other tolerances and Special tap chamfer custom are available.

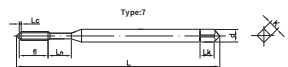
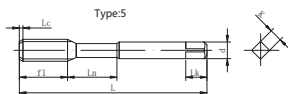
P	P	P	SCM HRC35 ↓	M(SUS)	K(FC)	K(PCD)	N(AL)	N(Cu)	N(ADC)	S(Ti)	S(Ni)	H HRC35 ↑
-	-	-	-	-	-	-	●	●	●	-	-	-



TAPS FOR ALUMINUM, COOPER AND NON-FERROUS METALS

L-POT

Spiral pointed taps with long shank



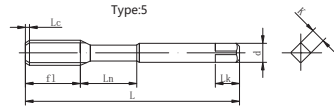
- High-speed steel material;
- YC-C50 coating, forward chip removal, excellent wear resistance
- Suitable for processing non-ferrous metals, ADC, AC, ZDC, MC, Cu, BSC.

Item No.	Thread size	Limit	LC	Type	Dimensions(mm)						Flutes
					L	fl	Ln	d	k	Lk	
NPU44080	NO.4-40UNC	P2	5P	7	80	10	6	3	2.5	5	2
NPU440100	NO.4-40UNC	P2	5P	7	100	10	6	3	2.5	5	2
NPU54080	NO.5-40UNC	P2	5P	7	80	12	7	4	3.2	6	3
NPU540100	NO.5-40UNC	P2	5P	7	100	12	7	4	3.2	6	3
NPU63280	NO.6-32UNC	P2	5P	7	80	13	7	4	3.2	6	3
NPU632100	NO.6-32UNC	P2	5P	7	100	13	7	4	3.2	6	3
NPU632120	NO.6-32UNC	P2	5P	7	120	13	7	4	3.2	6	3
NPU632150	NO.6-32UNC	P2	5P	7	150	13	7	4	3.2	6	3
NPU83280	NO.8-32UNC	P2	5P	7	80	13.5	8	5	4	7	3
NPU832100	NO.8-32UNC	P2	5P	7	100	13.5	8	5	4	7	3
NPU832120	NO.8-32UNC	P2	5P	7	120	13.5	8	5	4	7	3
NPU832150	NO.8-32UNC	P2	5P	7	150	13.5	8	5	4	7	3
NPU102480	NO.10-24UNC	P2	5P	7	80	16.5	9.5	5.5	4.5	7	3
NPU1024100	NO.10-24UNC	P2	5P	7	100	16.5	9.5	5.5	4.5	7	3
NPU1024120	NO.10-24UNC	P2	5P	7	120	16.5	9.5	5.5	4.5	7	3
NPU1024150	NO.10-24UNC	P2	5P	7	150	16.5	9.5	5.5	4.5	7	3
NPU122480	NO.12-24UNC	P2	5P	7	80	16.5	9.5	5.5	4.5	7	3
NPU1224100	NO.12-24UNC	P2	5P	7	100	16.5	9.5	5.5	4.5	7	3
NPU1224120	NO.12-24UNC	P2	5P	7	120	16.5	9.5	5.5	4.5	7	3
NPU1224150	NO.12-24UNC	P2	5P	7	150	16.5	9.5	5.5	4.5	7	3
NPU142080	1/4-20UNC	P2	5P	7	80	19.5	9.5	6	4.5	7	3
NPU1420100	1/4-20UNC	P2	5P	7	100	19.5	9.5	6	4.5	7	3
NPU1420120	1/4-20UNC	P2	5P	7	120	19.5	9.5	6	4.5	7	3
NPU1420150	1/4-20UNC	P2	5P	7	150	19.5	9.5	6	4.5	7	3
NPU51618100	5/16-18UNC	P3	5P	5	100	23	15	6.1	5	8	3
NPU51618120	5/16-18UNC	P3	5P	5	120	23	15	6.1	5	8	3
NPU51618150	5/16-18UNC	P3	5P	5	150	23	15	6.1	5	8	3
NPU51624100	5/16-24UNF	P3	5P	5	100	23	15	6.1	5	8	3
NPU51624120	5/16-24UNF	P3	5P	5	120	23	15	6.1	5	8	3
NPU51624150	5/16-24UNF	P3	5P	5	150	23	15	6.1	5	8	3
NPU3816100	3/8-16UNC	P3	5P	5	100	25	18	7	5.5	8	3
NPU3816120	3/8-16UNC	P3	5P	5	120	25	18	7	5.5	8	3
NPU3816150	3/8-16UNC	P3	5P	5	150	25	18	7	5.5	8	3
NPU3824100	3/8-24UNF	P3	5P	5	100	25	18	7	5.5	8	3

P	P	P	SCM HRC35 ↓	M(SUS)	K(FC)	K(FCD)	N(AL)	N(Cu)	N(ADC)	S(Ti)	S(Ni)	H HRC35 ↑
-	-	-	-	-	-	-	●	●	●	-	-	-



L-POT Spiral pointed taps with long shank



- High-speed steel material;
- YC-C50 coating, forward chip removal, excellent wear resistance
- Suitable for processing non-ferrous metals, ADC, AC, ZDC, MC, Cu, BSC.

Item No.	Thread size	Limit	LC	Type	Dimensions(mm)						Flutes
					L	fl	ln	d	k	Lk	
NPU3824120	3/8-24UNF	P3	5P	5	120	25	18	7	5.5	8	3
NPU3824150	3/8-24UNF	P3	5P	5	150	25	18	7	5.5	8	3
NPU71614100	7/16-14UNC	P4	5P	5	100	29	16	8	6	9	3
NPU71614120	7/16-14UNC	P4	5P	5	120	29	16	8	6	9	3
NPU71614150	7/16-14UNC	P4	5P	5	150	29	16	8	6	9	3
NPU71620100	7/16-20UNF	P3	5P	5	100	29	16	8	6	9	3
NPU71620120	7/16-20UNF	P3	5P	5	120	29	16	8	6	9	3
NPU71620150	7/16-20UNF	P3	5P	5	150	29	16	8	6	9	3
NPU1213100	1/2-13UNC	P4	5P	5	100	30	18	9	7	10	3
NPU1213120	1/2-13UNC	P4	5P	5	120	30	18	9	7	10	3
NPU1213150	1/2-13UNC	P4	5P	5	150	30	18	9	7	10	3
NPU1220100	1/2-20UNF	P3	5P	5	100	30	18	9	7	10	3
NPU1220120	1/2-20UNF	P3	5P	5	120	30	18	9	7	10	3
NPU1220150	1/2-20UNF	P3	5P	5	150	30	18	9	7	10	3
NPU91612120	9/16-12UNC	P4	5P	5	120	30	20	10.5	8	11	3
NPU91612150	9/16-12UNC	P4	5P	5	150	30	20	10.5	8	11	3
NPU91618120	9/16-18UNF	P3	5P	5	120	30	20	10.5	8	11	3
NPU91618150	9/16-18UNF	P3	5P	5	150	30	20	10.5	8	11	3
NPU5811120	5/8-11UNC	P4	5P	5	120	23	25	12	9	12	3
NPU5811150	5/8-11UNC	P4	5P	5	150	23	25	12	9	12	3
NPU5818120	5/8-18UNF	P3	5P	5	120	23	25	12	9	12	3
NPU5818150	5/8-18UNF	P3	5P	5	150	23	25	12	9	12	3

Tolerances under 2B standard. Other tolerances and Special tap chamfer custom are available.

P	P	P	SCM HRC35 ↓	M(SUS)	K(FC)	K(FCD)	N(AL)	N(Cu)	N(ADC)	S(Ti)	S(Ni)	H HRC35 ↑
-	-	-	-	-	-	-	●	●	●	-	-	-



INDEX

TAPS FOR CAST IRON

X20 SPIRAL POINTED TAPS	143
SPIRAL POINTED TAPS	144
HT STRAIGHT FLUTED TAPS	146
HT STRAIGHT FLUTED TAPS WITH INTERNAL COOLANT	147

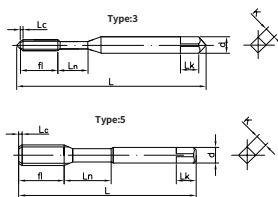


STRAIGHT FLUTED TAPS FOR CAST IRON

HT

HT Steel straight fluted taps

- High-speed steel material;
- YC-T50 coating, excellent wear resistance.
- Suitable for gray cast iron, ductile cast iron mass continuous processing threading, high processing accuracy



Item No.	Thread size	Limit	LC	Type	Dimensions (mm)						Flutes
					L	fl	ln	d	k	Lk	
KH050080	M5×0.8	P3	2.5P	3	66	16	9	5.5	4.5	7	3
KH060100	M6×1	P3	2.5P	3	69	19.5	9.5	6	4.5	7	3
KH070100	M7×1	P3	2.5P	3	78	13	10	6.2	5	8	3
KH080125	M8×1.25	P4	2.5P	5	70	22	15	6.2	5	8	3
KH080100	M8×1	P4	2.5P	5	70	22	15	6.2	5	8	3
KH100150	M10×1.5	P5	2.5P	5	75	24	19	7	5.5	8	4
KH100125	M10×1.25	P4	2.5P	5	75	24	19	7	5.5	8	4
KH100100	M10×1	P4	2.5P	5	75	24	19	7	5.5	8	4
KH120175	M12×1.75	P5	2.5P	5	82	29	17	8.5	6.5	9	4
KH120150	M12×1.5	P5	2.5P	5	82	29	17	8.5	6.5	9	4
KH120125	M12×1.25	P5	2.5P	5	82	29	17	8.5	6.5	9	4
KH120100	M12×1	P4	2.5P	5	82	29	17	8.5	6.5	9	4
KH140200	M14×2	P6	2.5P	5	88	20	31	10.5	8	11	4
KH140150	M14×1.5	P5	2.5P	5	88	20	31	10.5	8	11	4
KH140125	M14×1.25	P5	2.5P	5	88	20	31	10.5	8	11	4
KH140100	M14×1	P4	2.5P	5	88	20	31	10.5	8	11	4
KH160200	M16×2	P6	2.5P	5	90	20	32	12.5	10	13	4
KH160150	M16×1.5	P5	2.5P	5	90	20	32	12.5	10	13	4
KH160125	M16×1.25	P5	2.5P	5	90	20	32	12.5	10	13	4
KH160100	M16×1	P4	2.5P	5	90	20	32	12.5	10	13	4

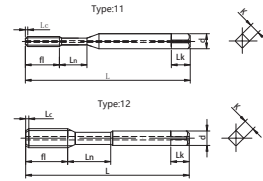
Tolerances under 6H standard. Other tolerances and Special tap chamfer custom are available.



OH-HT

HT Straight fluted taps with internal coolant

- High-speed steel material; ○ YC-T50 coating, excellent wear resistance.
- Taps with internal coolant are suitable for deep hole threading. Coolant oil can cool down and lubricate the cutting edge, provide higher threading speed and thread tolerance.
- Suitable for gray cast iron, ductile cast iron mass continuous processing threading, high processing accuracy



Item No.	Thread size	Limit	LC	Type	Dimensions(mm)						Oil groove type	Flutes
					L	fl	ln	d	k	Lk		
KH050080C	M5×0.8	P3	2.5P	11	61	16	9	5.5	4.5	7	C	3
KH050080Z	M5×0.8	P3	2.5P	11	61	16	9	5.5	4.5	7	Z	3
KH060100C	M6×1	P3	2.5P	11	63	19.5	9.5	6	4.5	7	C	3
KH060100Z	M6×1	P3	2.5P	11	63	19.5	9.5	6	4.5	7	Z	3
KH070100C	M7×1	P3	2.5P	11	72	13	10	6.2	5	8	C	3
KH070100Z	M7×1	P3	2.5P	11	72	13	10	6.2	5	8	Z	3
KH080125C	M8×1.25	P4	2.5P	12	70	22	15	6.2	5	8	C	3
KH080125Z	M8×1.25	P4	2.5P	12	70	22	15	6.2	5	8	Z	3
KH080100C	M8×1	P4	2.5P	12	70	22	15	6.2	5	8	C	3
KH080100Z	M8×1	P4	2.5P	12	70	22	15	6.2	5	8	Z	3
KH100150C	M10×1.5	P5	2.5P	12	75	24	19	7	5.5	8	C	4
KH100150Z	M10×1.5	P5	2.5P	12	75	24	19	7	5.5	8	Z	4
KH100125C	M10×1.25	P4	2.5P	12	75	24	19	7	5.5	8	C	4
KH100125Z	M10×1.25	P4	2.5P	12	75	24	19	7	5.5	8	Z	4
KH100100C	M10×1	P4	2.5P	12	75	24	19	7	5.5	8	C	4
KH100100Z	M10×1	P4	2.5P	12	75	24	19	7	5.5	8	Z	4
KH120175C	M12×1.75	P5	2.5P	12	82	29	17	8.5	6.5	9	C	4
KH120175Z	M12×1.75	P5	2.5P	12	82	29	17	8.5	6.5	9	Z	4
KH120150C	M12×1.5	P5	2.5P	12	82	29	17	8.5	6.5	9	C	4
KH120150Z	M12×1.5	P5	2.5P	12	82	29	17	8.5	6.5	9	Z	4
KH120125C	M12×1.25	P5	2.5P	12	82	29	17	8.5	6.5	9	C	4
KH120125Z	M12×1.25	P5	2.5P	12	82	29	17	8.5	6.5	9	Z	4
KH120100C	M12×1	P4	2.5P	12	82	29	17	8.5	6.5	9	C	4
KH120100Z	M12×1	P4	2.5P	12	82	29	17	8.5	6.5	9	Z	4
KH140200C	M14×2	P6	2.5P	12	88	20	31	10.5	8	11	C	4
KH140200Z	M14×2	P6	2.5P	12	88	20	31	10.5	8	11	Z	4
KH140150C	M14×1.5	P5	2.5P	12	88	20	31	10.5	8	11	C	4
KH140150Z	M14×1.5	P5	2.5P	12	88	20	31	10.5	8	11	Z	4
KH140125C	M14×1.25	P5	2.5P	12	88	20	31	10.5	8	11	C	4
KH140125Z	M14×1.25	P5	2.5P	12	88	20	31	10.5	8	11	Z	4
KH140100C	M14×1	P4	2.5P	12	88	20	31	10.5	8	11	C	4
KH140100Z	M14×1	P4	2.5P	12	88	20	31	10.5	8	11	Z	4
KH160200C	M16×2	P6	2.5P	12	95	20	32	12.5	10	13	C	4

Tolerances under 6H standard. Other tolerances and Special tap chamfer custom are available.

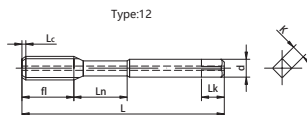
P	P	P	SCM HRC35 ↓	M(SUS)	K(FC)	K(FCD)	N(AL)	N(Cu)	N(ADC)	S(TI)	S(NI)	H HRC35 ↑
-	-	-	-	-	●	●	-	-	-	-	-	-



STRAIGHT FLUTED TAPS FOR CAST IRON

OH-HT

HT Straight fluted taps with internal coolant



- High-speed steel material; ○ YC-T50 coating, excellent wear resistance.
- Taps with internal coolant are suitable for deep hole threading. Coolant oil can cool down and lubricate the cutting edge, provide higher threading speed and thread tolerance.
- Suitable for gray cast iron, ductile cast iron mass continuous processing threading, high processing accuracy

Item No.	Thread size	Limit	LC	Type	Dimensions(mm)						Oil groove type	Flutes
					L	fl	In	d	k	Lk		
KH160200Z	M16×2	P6	2.5P	12	95	20	32	12.5	10	13	Z	4
KH160150C	M16×1.5	P5	2.5P	12	95	20	32	12.5	10	13	C	4
KH160150Z	M16×1.5	P5	2.5P	12	95	20	32	12.5	10	13	Z	4
KH160125C	M16×1.25	P5	2.5P	12	95	20	32	12.5	10	13	C	4
KH160125Z	M16×1.25	P5	2.5P	12	95	20	32	12.5	10	13	Z	4
KH160100C	M16×1	P4	2.5P	12	95	20	32	12.5	10	13	C	4
KH160100Z	M16×1	P4	2.5P	12	95	20	32	12.5	10	13	Z	4

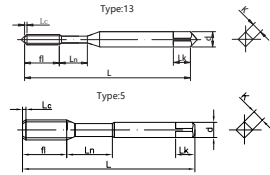
Tolerances under 6H standard. Other tolerances and Special tap chamfer custom are available.

P	P	P	SCM HRC35 ↓	M(SUS)	K(FC)	K(FCD)	N(AL)	N(Cu)	N(ADC)	S(Ti)	S(Ni)	H HRC35 ↑
-	-	-	-	-	●	●	-	-	-	-	-	-

STRAIGHT FLUTED TAPS FOR CAST IRON



X20-HT HT Straight fluted taps



- High-speed steel material;
- YC-T50 coating, excellent wear resistance.
- Suitable for gray cast iron, ductile cast iron mass continuous processing threading, high processing accuracy

Item No.	Thread size	Limit	LC	Type	Dimensions(mm)						Flutes
					L	fl	ln	d	k	Lk	
X20H05080	M5×0.8	6HX	3P	13	70	10	15	6	4.9	8	3
X20H06100	M6×1	6HX	3P	13	80	10	20	6	4.9	8	3
X20H07100	M7×1	6HX	3P	13	80	10	20	7	5.5	8	3
X20H08125	M8×1.25	6HX	3P	5	90	13	22	8	6.2	9	4
X20H08100	M8×1	6HX	3P	5	90	13	22	8	6.2	9	4
X20H10150	M10×1.5	6HX	3P	5	100	15	24	10	8	11	4
X20H10125	M10×1.25	6HX	3P	5	100	15	24	10	8	11	4
X20H10100	M10×1	6HX	3P	5	100	15	24	10	8	11	4
X20H12175	M12×1.75	6HX	3P	5	110	17	32	9	7	10	4
X20H12150	M12×1.5	6HX	3P	5	110	17	32	9	7	10	4
X20H12125	M12×1.25	6HX	3P	5	110	17	32	9	7	10	4
X20H12100	M12×1	6HX	3P	5	110	17	32	9	7	10	4
X20H14200	M14×2	6HX	3P	5	110	20	33	11	9	12	4
X20H14150	M14×1.5	6HX	3P	5	110	20	33	11	9	12	4
X20H14125	M14×1.25	6HX	3P	5	110	20	33	11	9	12	4
X20H14100	M14×1	6HX	3P	5	110	20	33	11	9	12	4
X20H16200	M16×2	6HX	3P	5	110	20	34	12	9	12	4
X20H16150	M16×1.5	6HX	3P	5	110	20	34	12	9	12	4
X20H16125	M16×1.25	6HX	3P	5	110	20	34	12	9	12	4
X20H16100	M16×1	6HX	3P	5	110	20	34	12	9	12	4

Tolerances under 6HX standard. Other tolerances and Special tap chamfer custom are available.

P	P	P	SCM HRC35 ↓	M(SUS)	K(FC)	K(FCD)	N(AL)	N(Cu)	N(ADC)	S(Ti)	S(Ni)	H HRC35 ↑
-	-	-	-	-	●	●	-	-	-	-	-	-

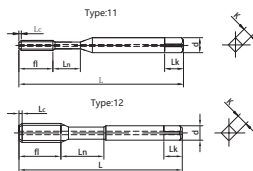


STRAIGHT FLUTED TAPS FOR CAST IRON

X21-HT

HT Straight fluted taps with internal coolant

- High-speed steel material;
- YC-T50 coating, excellent wear resistance.
- Taps with internal coolant are suitable for deep hole threading. Coolant oil can cool down and lubricate the cutting edge, provide higher threading speed and thread tolerance.
- Suitable for gray cast iron, ductile cast iron mass continuous processing threading, high processing accuracy



Item No.	Thread size	Limit	LC	Type	Dimensions (mm)						Oil groove type	Flutes
					L	fl	In	d	k	Lk		
X21H0508C	M5×0.8	6HX	3P	11	70	10	15	6	4.9	8	C	3
X21H0508Z	M5×0.8	6HX	3P	11	70	10	15	6	4.9	8	Z	3
X21H0610C	M6×1	6HX	3P	11	80	10	20	6	4.9	8	C	3
X21H0610Z	M6×1	6HX	3P	11	80	10	20	6	4.9	8	Z	3
X21H0710C	M7×1	6HX	3P	11	80	10	20	7	5.5	8	C	3
X21H0710Z	M7×1	6HX	3P	11	80	10	20	7	5.5	8	Z	3
X21H08125C	M8×1.25	6HX	3P	12	90	13	22	8	6.2	9	C	4
X21H08125Z	M8×1.25	6HX	3P	12	90	13	22	8	6.2	9	Z	4
X21H0810C	M8×1	6HX	3P	12	90	13	22	8	6.2	9	C	4
X21H0810Z	M8×1	6HX	3P	12	90	13	22	8	6.2	9	Z	4
X21H1015C	M10×1.5	6HX	3P	12	100	15	24	10	8	11	C	4
X21H1015Z	M10×1.5	6HX	3P	12	100	15	24	10	8	11	Z	4
X21H10125C	M10×1.25	6HX	3P	12	100	15	24	10	8	11	C	4
X21H10125Z	M10×1.25	6HX	3P	12	100	15	24	10	8	11	Z	4
X21H1010C	M10×1	6HX	3P	12	100	15	24	10	8	11	C	4
X21H1010Z	M10×1	6HX	3P	12	100	15	24	10	8	11	Z	4
X21H12175C	M12×1.75	6HX	3P	12	110	17	32	9	7	10	C	4
X21H12175Z	M12×1.75	6HX	3P	12	110	17	32	9	7	10	Z	4
X21H1215C	M12×1.5	6HX	3P	12	110	17	32	9	7	10	C	4
X21H1215Z	M12×1.5	6HX	3P	12	110	17	32	9	7	10	Z	4
X21H12125C	M12×1.25	6HX	3P	12	110	17	32	9	7	10	C	4
X21H12125Z	M12×1.25	6HX	3P	12	110	17	32	9	7	10	Z	4
X21H1210C	M12×1	6HX	3P	12	110	17	32	9	7	10	C	4
X21H1210Z	M12×1	6HX	3P	12	110	17	32	9	7	10	Z	4
X21H1420C	M14×2	6HX	3P	12	110	20	33	11	9	12	C	4
X21H1420Z	M14×2	6HX	3P	12	110	20	33	11	9	12	Z	4
X21H1415C	M14×1.5	6HX	3P	12	110	20	33	11	9	12	C	4
X21H1415Z	M14×1.5	6HX	3P	12	110	20	33	11	9	12	Z	4
X21H14125C	M14×1.25	6HX	3P	12	110	20	33	11	9	12	C	4
X21H14125Z	M14×1.25	6HX	3P	12	110	20	33	11	9	12	Z	4
X21H1410C	M14×1	6HX	3P	12	110	20	33	11	9	12	C	4
X21H1410Z	M14×1	6HX	3P	12	110	20	33	11	9	12	Z	4
X21H1620C	M16×2	6HX	3P	12	110	20	34	12	9	12	C	4
X21H1620Z	M16×2	6HX	3P	12	110	20	34	12	9	12	Z	4

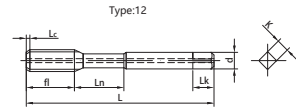
P	P	P	SCM HRC35 ↓	M(SUS)	K(FC)	K(FCD)	N(AL)	N(Cu)	N(ADC)	S(TI)	S(Ni)	H HRC35 ↑
-	-	-	-	-	●	●	-	-	-	-	-	-



X21-HT

HT Straight fluted taps with internal coolant

2P chamfers, for blind hole
4P chamfers, for through hole



- High-speed steel material; YC-T50 coating, excellent wear resistance.
- Taps with internal coolant are suitable for deep hole threading. Coolant oil can cool down and lubricate the cutting edge, provide higher threading speed and thread tolerance.
- Suitable for gray cast iron, ductile cast iron mass continuous processing threading, high processing accuracy

Item No.	Thread size	Limit	LC	Type	Dimensions(mm)						Oil groove type	Flutes
					L	fl	ln	d	k	Lk		
X21H1615C	M16×1.5	6HX	3P	12	110	20	34	12	9	12	C	4
X21H1615Z	M16×1.5	6HX	3P	12	110	20	34	12	9	12	Z	4
X21H16125C	M16×1.25	6HX	3P	12	110	20	34	12	9	12	C	4
X21H16125Z	M16×1.25	6HX	3P	12	110	20	34	12	9	12	Z	4
X21H1610C	M16×1	6HX	3P	12	110	20	34	12	9	12	C	4
X21H1610Z	M16×1	6HX	3P	12	110	20	34	12	9	12	Z	4

Tolerances under 6HX standard. Other tolerances and Special tap chamfer custom are available.

P	P	P	SCM HRC35 ↓	M(SUS)	K(FC)	K(FCD)	N(AL)	N(Cu)	N(ADC)	S(Ti)	S(Ni)	H HRC35 ↑
-	-	-	-	-	●	●	-	-	-	-	-	-



INDEX

TAPS FOR CAST IRON

SOLID CARBIDE FORMING TAPS	151
SOLID CARBIDE FORMING TAPS WITH INTERNAL COOLANT	154
SOLID CARBIDE FORMING TAPS WITH LONG SHANK	156
SOLID CARBIDE FORMING TAPS WITH LONG SHANK&INTERNAL COOLANT	159
SOLID CARBIDE FORMING TAPS	162
SOLID CARBIDE FORMING TAPS WITH INTERNAL COOLANT	165
SOLID CARBIDE SPIRAL FLUTED TAPS	168
SOLID CARBIDE SPIRAL FLUTED TAPS WITH INTERNAL COOLANT	169
SOLID CARBIDE STRAIGHT FLUTED TAPS	171
SOLID CARBIDE STRAIGHT FLUTED TAPS WITH INTERNAL COOLANT	172
SOLID CARBIDE STRAIGHT FLUTED TAPS	173
SOLID CARBIDE STRAIGHT FLUTED TAPS WITH INTERNAL COOLANT	174



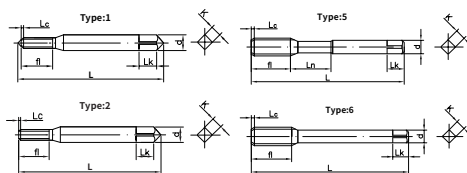
TAPS FOR CAST IRON

CB-NRT

Solid carbide forming taps

2P chamfers, for blind hole
4P chamfers, for through hole

- Solid carbide material.
- Suitable for high-speed, long tool life mass production.
- Various coating selection, suitable for Aluminum alloy, Magnesium alloy, Copper alloy, Cast Aluminum, Cast Zinc alloy.

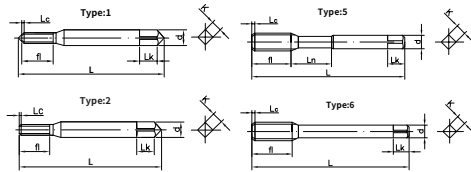


Item No.	Thread size	Limit	LC	Type	Dimensions (mm)						Flutes
					L	fl	In	d	k	Lk	
WN010025P	M1×0.25	RH4	4P	1	38	4.5	-	3	2.5	3	-
WN010025B	M1×0.25	RH4	2P	2	37	3.5	-	3	2.5	3	-
WN012025P	M1.2×0.25	RH4	4P	1	38	4.5	-	3	2.5	3	-
WN012025B	M1.2×0.25	RH4	2P	2	37	3.5	-	3	2.5	3	-
WN014030P	M1.4×0.3	RH4	4P	1	38	6.5	-	3	2.5	3	-
WN014030B	M1.4×0.3	RH4	2P	2	37	6.5	-	3	2.5	3	-
WN016035P	M1.6×0.35	RH5	4P	1	38	8	-	3	2.5	3	-
WN016035B	M1.6×0.35	RH5	2P	2	36.5	8	-	3	2.5	3	-
WN020040P	M2×0.4	RH5	4P	1	49	10	-	3	2.5	3	-
WN020040B	M2×0.4	RH5	2P	2	47.5	10	-	3	2.5	3	-
WN025045P	M2.5×0.45	RH5	4P	1	49	13	-	3	2.5	3	-
WN025045B	M2.5×0.45	RH5	2P	2	47.5	13	-	3	2.5	3	-
WN030050P	M3×0.5	RH6	4P	1	50	16	-	4	3.2	6	-
WN030050B	M3×0.5	RH6	2P	2	48	16	-	4	3.2	6	-
WN040070P	M4×0.7	RH7	4P	1	54	18	-	5	4	7	-



CB-NRT Solid carbide forming taps

2P chamfers, for blind hole
4P chamfers, for through hole



- ⊙ Solid carbide material.
- ⊙ Suitable for high-speed, long tool life mass production.
- ⊙ Various coating selection, suitable for Aluminum alloy, Magnesium alloy, Copper alloy, Cast Aluminum, Cast Zinc alloy.

Item No.	Thread size	Limit	LC	Type	Dimensions (mm)						Flutes
					L	fl	In	d	k	Lk	
WN040070B	M4×0.7	RH7	2P	2	52	18	-	5	4	7	-
WN050080P	M5×0.8	RH7	4P	1	62	20	-	5.5	4.5	7	-
WN050080B	M5×0.8	RH7	2P	2	59.5	20	-	5.5	4.5	7	-
WN060100P	M6×1	RH7	4P	5	62	19	10	6	4.5	7	2
WN060100B	M6×1	RH7	2P	5	62	19	10	6	4.5	7	2
WN080125P	M8×1.25	RH7	4P	6	75	13	-	6.2	5	8	3
WN080125B	M8×1.25	RH7	2P	6	75	13	-	6.2	5	8	3
WN080100P	M8×1	RH7	4P	6	75	13	-	6.2	5	8	3
WN080100B	M8×1	RH7	2P	6	75	13	-	6.2	5	8	3
WN100150P	M10×1.5	RH8	4P	6	75	15	-	7	5.5	8	6
WN100150B	M10×1.5	RH8	2P	6	75	15	-	7	5.5	8	6
WN100125P	M10×1.25	RH7	4P	6	75	15	-	7	5.5	8	6
WN100125B	M10×1.25	RH7	2P	6	75	15	-	7	5.5	8	6
WN100100P	M10×1	RH7	4P	6	75	15	-	7	5.5	8	6
WN100100B	M10×1	RH7	2P	6	75	15	-	7	5.5	8	6

Tolerances under 6H standard. Other tolerances and Special tap chamfer custom are available.

P	P	P	SCM HRC35 ↓	M(SUS)	K(FC)	K(FCD)	N(AL)	N(Cu)	N(ADC)	S(Ti)	S(Ni)	H HRC35 ↑
-	-	-	-	-	-	-	●	●	●	-	-	-

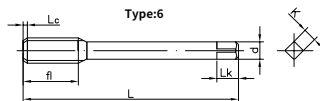


TAPS FOR CAST IRON

CB-NRT

Solid carbide forming taps

2P chamfers, for blind hole
4P chamfers, for through hole



- ⊙ Solid carbide material.
- ⊙ Suitable for high-speed, long tool life mass production.
- ⊙ Various coating selection, suitable for Aluminum alloy, Magnesium alloy, Copper alloy, Cast Aluminum, Cast Zinc alloy.

Item No.	Thread size	Limit	LC	Type	Dimensions(mm)						Flutes
					L	fl	In	d	k	Lk	
WN120175P	M12×1.75	RH9	4P	6	82	17	-	8.5	6.5	9	6
WN120175B	M12×1.75	RH9	2P	6	82	17	-	8.5	6.5	9	6
WN120150P	M12×1.5	RH8	4P	6	82	17	-	8.5	6.5	9	6
WN120150B	M12×1.5	RH8	2P	6	82	17	-	8.5	6.5	9	6
WN120125P	M12×1.25	RH7	4P	6	82	17	-	8.5	6.5	9	6
WN120125B	M12×1.25	RH7	2P	6	82	17	-	8.5	6.5	9	6
WN120100P	M12×1	RH7	4P	6	82	17	-	8.5	6.5	9	6
WN120100B	M12×1	RH7	2P	6	82	17	-	8.5	6.5	9	6
WN140200P	M14×2	RH10	4P	6	100	20	-	10.5	8	11	6
WN140200B	M14×2	RH10	2P	6	100	20	-	10.5	8	11	6
WN140150P	M14×1.5	RH8	4P	6	100	20	-	10.5	8	11	6
WN140150B	M14×1.5	RH8	2P	6	100	20	-	10.5	8	11	6
WN140125P	M14×1.25	RH7	4P	6	100	20	-	10.5	8	11	6
WN140125B	M14×1.25	RH7	2P	6	100	20	-	10.5	8	11	6
WN140100P	M14×1	RH7	4P	6	100	20	-	10.5	8	11	6
WN140100B	M14×1	RH7	2P	6	100	20	-	10.5	8	11	6
WN160200P	M16×2	RH10	4P	6	100	20	-	12.5	10	13	6
WN160200B	M16×2	RH10	2P	6	100	20	-	12.5	10	13	6
WN160150P	M16×1.5	RH8	4P	6	100	20	-	12.5	10	13	6
WN160150B	M16×1.5	RH8	2P	6	100	20	-	12.5	10	13	6
WN160125P	M16×1.25	RH7	4P	6	100	20	-	12.5	10	13	6
WN160125B	M16×1.25	RH7	2P	6	100	20	-	12.5	10	13	6
WN160100P	M16×1	RH7	4P	6	100	20	-	12.5	10	13	6
WN160100B	M16×1	RH7	2P	6	100	20	-	12.5	10	13	6

Tolerances under 6H standard. Other tolerances and Special tap chamfer custom are available.

P	P	P	SCM HRC35 ↓	M(SUS)	K(FC)	K(FCD)	N(AL)	N(Cu)	N(ADC)	S(Ti)	S(Ni)	H HRC35 ↑
-	-	-	-	-	-	-	●	●	●	-	-	-

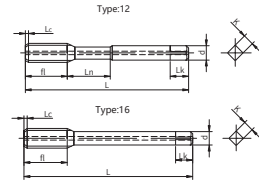


CB-OH-NRT

Solid carbide forming taps with internal coolant

2P chamfers, for blind hole
4P chamfers, for through hole

- Solid carbide material.
- Suitable for high-speed, long tool life mass production.
- Various coating selection, suitable for Aluminum alloy, Magnesium alloy, Copper alloy, Cast Aluminum, Cast Zinc alloy.



Item No.	Thread size	Limit	LC	Type	Dimensions (mm)						Oil groove type	Flutes
					L	fl	In	d	k	Lk		
WN060100C	M6×1	RH7	4P	12	62	19	10	6	4.5	7	C	2
WN060100Z	M6×1	RH7	2P	12	62	19	10	6	4.5	7	Z	2
WN080125C	M8×1.25	RH7	4P	16	75	13	-	6.2	5	8	C	3
WN080125Z	M8×1.25	RH7	2P	16	75	13	-	6.2	5	8	Z	3
WN080100C	M8×1	RH7	4P	16	75	13	-	6.2	5	8	C	3
WN080100Z	M8×1	RH7	2P	16	75	13	-	6.2	5	8	Z	3
WN100150C	M10×1.5	RH8	4P	16	75	15	-	7	5.5	8	C	6
WN100150Z	M10×1.5	RH8	2P	16	75	15	-	7	5.5	8	Z	6
WN100125C	M10×1.25	RH7	4P	16	75	15	-	7	5.5	8	C	6
WN100125Z	M10×1.25	RH7	2P	16	75	15	-	7	5.5	8	Z	6
WN100100C	M10×1	RH7	4P	16	75	15	-	7	5.5	8	C	6
WN100100Z	M10×1	RH7	2P	16	75	15	-	7	5.5	8	Z	6
WN120175C	M12×1.75	RH9	4P	16	82	17	-	8.5	6.5	9	C	6
WN120175Z	M12×1.75	RH9	2P	16	82	17	-	8.5	6.5	9	Z	6
WN120150C	M12×1.5	RH8	4P	16	82	17	-	8.5	6.5	9	C	6
WN120150Z	M12×1.5	RH8	2P	16	82	17	-	8.5	6.5	9	Z	6
WN120125C	M12×1.25	RH7	4P	16	82	17	-	8.5	6.5	9	C	6
WN120125Z	M12×1.25	RH7	2P	16	82	17	-	8.5	6.5	9	Z	6
WN120100C	M12×1	RH7	4P	16	82	17	-	8.5	6.5	9	C	6
WN120100Z	M12×1	RH7	2P	16	82	17	-	8.5	6.5	9	Z	6
WN140200C	M14×2	RH10	4P	16	100	20	-	10.5	8	11	C	6
WN140200Z	M14×2	RH10	2P	16	100	20	-	10.5	8	11	Z	6
WN140150C	M14×1.5	RH8	4P	16	100	20	-	10.5	8	11	C	6
WN140150Z	M14×1.5	RH8	2P	16	100	20	-	10.5	8	11	Z	6
WN140125C	M14×1.25	RH7	4P	16	100	20	-	10.5	8	11	C	6
WN140125Z	M14×1.25	RH7	2P	16	100	20	-	10.5	8	11	Z	6
WN140100C	M14×1	RH7	4P	16	100	20	-	10.5	8	11	C	6
WN140100Z	M14×1	RH7	2P	16	100	20	-	10.5	8	11	Z	6

Tolerances under 6H standard. Other tolerances and Special tap chamfer custom are available.

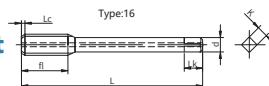
P	P	P	SCM HRC35 ↓	M(SUS)	K(FC)	K(FCD)	N(AL)	N(Cu)	N(ADC)	S(Ti)	S(Ni)	H HRC35 ↑
-	-	-	-	-	-	-	●	●	●	-	-	-



TAPS FOR CAST IRON

CB-OH-NRT

Solid carbide forming taps with internal coolant



2P chamfers, for blind hole

4P chamfers, for through hole

- ⊙ Solid carbide material.
- ⊙ Suitable for high-speed, long tool life mass production.
- ⊙ Various coating selection, suitable for Aluminum alloy, Magnesium alloy, Copper alloy, Cast Aluminum, Cast Zinc alloy.

Item No.	Thread size	Limit	LC	Type	Dimensions (mm)						Oil groove type	Flutes
					L	fl	In	d	k	Lk		
WN160200C	M16×2	RH10	4P	16	100	20	-	12.5	10	13	C	6
WN160200Z	M16×2	RH10	2P	16	100	20	-	12.5	10	13	Z	6
WN160150C	M16×1.5	RH8	4P	16	100	20	-	12.5	10	13	C	6
WN160150Z	M16×1.5	RH8	2P	16	100	20	-	12.5	10	13	Z	6
WN160125C	M16×1.25	RH7	4P	16	100	20	-	12.5	10	13	C	6
WN160125Z	M16×1.25	RH7	2P	16	100	20	-	12.5	10	13	Z	6
WN160100C	M16×1	RH7	4P	16	100	20	-	12.5	10	13	C	6
WN160100Z	M16×1	RH7	2P	16	100	20	-	12.5	10	13	Z	6

Tolerances under 6H standard. Other tolerances and Special tap chamfer custom are available.

P	P	P	SCM HRC35 ↓	M(SUS)	K(FC)	K(FCD)	N(AL)	N(Cu)	N(ADC)	S(Ti)	S(Ni)	H HRC35 ↑
-	-	-	-	-	-	-	●	●	●	-	-	-

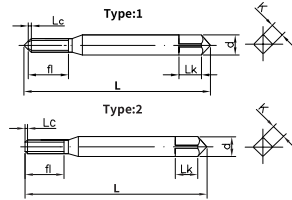


CB-L-NRT

Solid carbide forming taps with long shank

2P chamfers, for blind hole
4P chamfers, for through hole

- Solid carbide material.
- Suitable for high-speed, long tool life mass production.
- Various coating selection, suitable for Aluminum alloy, Magnesium alloy, Copper alloy, Cast Aluminum, Cast Zinc alloy.



Item No.	Thread size	Limit	LC	Type	Dimensions(mm)						Flutes
					L	fl	In	d	k	Lk	
WN020480P	M2×0.4	RH5	4P	1	80	10	-	3	2.5	3	-
WN020480B	M2×0.4	RH5	2P	2	78	10	-	3	2.5	3	-
WN0204100P	M2×0.4	RH5	4P	1	100	10	-	3	2.5	3	-
WN0204100B	M2×0.4	RH5	2P	2	98	10	-	3	2.5	3	-
WN0204120P	M2×0.4	RH5	4P	1	120	10	-	3	2.5	3	-
WN0204120B	M2×0.4	RH5	2P	2	118	10	-	3	2.5	3	-
WN02504580P	M2.5×0.45	RH5	4P	1	80	13	-	3	2.5	3	-
WN02504580B	M2.5×0.45	RH5	2P	2	78	13	-	3	2.5	3	-
WN025045100P	M2.5×0.45	RH5	4P	1	100	13	-	3	2.5	3	-
WN025045100B	M2.5×0.45	RH5	2P	2	98	13	-	3	2.5	3	-
WN025045120P	M2.5×0.45	RH5	4P	1	120	13	-	3	2.5	3	-
WN025045120B	M2.5×0.45	RH5	2P	2	118	13	-	3	2.5	3	-
WN030580P	M3×0.5	RH6	4P	1	80	16	-	4	3.2	6	-
WN030580B	M3×0.5	RH6	2P	2	78	16	-	4	3.2	6	-
WN0305100P	M3×0.5	RH6	4P	1	100	16	-	4	3.2	6	-
WN0305100B	M3×0.5	RH6	2P	2	98	16	-	4	3.2	6	-
WN0305120P	M3×0.5	RH6	4P	1	120	16	-	4	3.2	6	-
WN0305120B	M3×0.5	RH6	2P	2	118	16	-	4	3.2	6	-
WN0305150P	M3×0.5	RH6	4P	1	150	16	-	4	3.2	6	-
WN0305150B	M3×0.5	RH6	2P	2	148	16	-	4	3.2	6	-
WN040780P	M4×0.7	RH7	4P	1	80	18	-	5	4	7	-
WN040780B	M4×0.7	RH7	2P	2	78	18	-	5	4	7	-
WN0407100P	M4×0.7	RH7	4P	1	100	18	-	5	4	7	-
WN0407100B	M4×0.7	RH7	2P	2	98	18	-	5	4	7	-
WN0407120P	M4×0.7	RH7	4P	1	120	18	-	5	4	7	-
WN0407120B	M4×0.7	RH7	2P	2	118	18	-	5	4	7	-
WN0407150P	M4×0.7	RH7	4P	1	150	18	-	5	4	7	-
WN0407150B	M4×0.7	RH7	2P	2	148	18	-	5	4	7	-
WN050880P	M5×0.8	RH7	4P	1	80	20	-	5.5	4.5	7	-
WN050880B	M5×0.8	RH7	2P	2	78	20	-	5.5	4.5	7	-
WN0508100P	M5×0.8	RH7	4P	1	100	20	-	5.5	4.5	7	-
WN0508100B	M5×0.8	RH7	2P	2	98	20	-	5.5	4.5	7	-
WN0508120P	M5×0.8	RH7	4P	1	120	20	-	5.5	4.5	7	-
WN0508120B	M5×0.8	RH7	2P	2	118	20	-	5.5	4.5	7	-
WN0508150P	M5×0.8	RH7	4P	1	150	20	-	5.5	4.5	7	-

Tolerances under 6H standard. Other tolerances and Special tap chamfer custom are available.

P	P	P	SCM HRC35 ↓	M(SUS)	K(FC)	K(PCD)	N(AL)	N(Cu)	N(ADC)	S(Ti)	S(Ni)	H HRC35 ↑
-	-	-	-	-	-	-	●	●	●	-	-	-



TAPS FOR CAST IRON

CB-L-NRT

Solid carbide forming taps with long shank

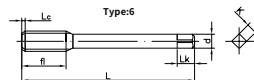
2P chamfers, for blind hole

4P chamfers, for through hole

○ Solid carbide material.

○ Suitable for high-speed, long tool life mass production.

○ Various coating selection, suitable for Aluminum alloy, Magnesium alloy, Copper alloy, Cast Aluminum, Cast Zinc alloy.



Item No.	Thread size	Limit	LC	Type	Dimensions (mm)							Flutes
					L	fl	In	d	k	Lk		
WN061080B	M6×1	RH7	2P	5	80	19	10	6	4.5	7	2	
WN0610100B	M6×1	RH7	2P	5	100	19	10	6	4.5	7	2	
WN0610120B	M6×1	RH7	2P	5	120	19	10	6	4.5	7	2	
WN0610150B	M6×1	RH7	2P	5	150	19	10	6	4.5	7	2	
WN08125100B	M8×1.25	RH7	2P	6	100	13	-	6.2	5	8	3	
WN08125120B	M8×1.25	RH7	2P	6	120	13	-	6.2	5	8	3	
WN08125150B	M8×1.25	RH7	2P	6	150	13	-	6.2	5	8	3	
WN0810100B	M8×1	RH7	2P	6	100	13	-	6.2	5	8	3	
WN0810120B	M8×1	RH7	2P	6	120	13	-	6.2	5	8	3	
WN0810150B	M8×1	RH7	2P	6	150	13	-	6.2	5	8	3	
WN1015100B	M10×1.5	RH8	2P	6	100	15	-	7	5.5	8	6	
WN1015120B	M10×1.5	RH8	2P	6	120	15	-	7	5.5	8	6	
WN1015150B	M10×1.5	RH8	2P	6	150	15	-	7	5.5	8	6	
WN10125100B	M10×1.25	RH7	2P	6	100	15	-	7	5.5	8	6	
WN10125120B	M10×1.25	RH7	2P	6	120	15	-	7	5.5	8	6	
WN10125150B	M10×1.25	RH7	2P	6	150	15	-	7	5.5	8	6	
WN1010100B	M10×1	RH7	2P	6	100	15	-	7	5.5	8	6	
WN1010120B	M10×1	RH7	2P	6	120	15	-	7	5.5	8	6	
WN1010150B	M10×1	RH7	2P	6	150	15	-	7	5.5	8	6	
WN12175100B	M12×1.75	RH9	2P	6	100	17	-	8.5	6.5	9	6	
WN12175120B	M12×1.75	RH9	2P	6	120	17	-	8.5	6.5	9	6	
WN12175150B	M12×1.75	RH9	2P	6	150	17	-	8.5	6.5	9	6	
WN1215100B	M12×1.5	RH8	2P	6	100	17	-	8.5	6.5	9	6	
WN1215120B	M12×1.5	RH8	2P	6	120	17	-	8.5	6.5	9	6	
WN1215150B	M12×1.5	RH8	2P	6	150	17	-	8.5	6.5	9	6	
WN12125100B	M12×1.25	RH7	2P	6	100	17	-	8.5	6.5	9	6	
WN12125120B	M12×1.25	RH7	2P	6	120	17	-	8.5	6.5	9	6	
WN12125150B	M12×1.25	RH7	2P	6	150	17	-	8.5	6.5	9	6	
WN1210100B	M12×1	RH7	2P	6	100	17	-	8.5	6.5	9	6	
WN1210120B	M12×1	RH7	2P	6	120	17	-	8.5	6.5	9	6	
WN1210150B	M12×1	RH7	2P	6	150	17	-	8.5	6.5	9	6	
WN1420120B	M14×2	RH10	2P	6	120	20	-	10.5	8	11	6	
WN1420150B	M14×2	RH10	2P	6	150	20	-	10.5	8	11	6	

Tolerances under 6H standard. Other tolerances and Special tap chamfer custom are available.

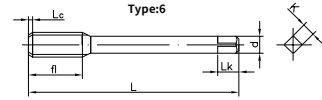
P	P	P	SCM HRC35 ↓	M(SUS)	K(FC)	K(FCD)	N(AL)	N(Cu)	N(ADC)	S(Ti)	S(Ni)	H HRC35 ↑
-	-	-	-	-	-	-	●	●	●	-	-	-



CB-L-NRT

Solid carbide forming taps with long shank

2P chamfers, for blind hole
4P chamfers, for through hole



- Solid carbide material.
- Suitable for high-speed, long tool life mass production.
- Various coating selection, suitable for Aluminum alloy, Magnesium alloy, Copper alloy, Cast Aluminum, Cast Zinc alloy.

Item No.	Thread size	Limit	LC	Type	Dimensions (mm)						Flutes
					L	fl	In	d	k	Lk	
WN1415120B	M14×1.5	RH8	2P	6	120	20	-	10.5	8	11	6
WN1415150B	M14×1.5	RH8	2P	6	150	20	-	10.5	8	11	6
WN14125120B	M14×1.25	RH7	2P	6	120	20	-	10.5	8	11	6
WN14125150B	M14×1.25	RH7	2P	6	150	20	-	10.5	8	11	6
WN1410120B	M14×1	RH7	2P	6	120	20	-	10.5	8	11	6
WN1410150B	M14×1	RH7	2P	6	150	20	-	10.5	8	11	6
WN1620120B	M16×2	RH10	2P	6	120	20	-	12.5	10	13	6
WN1620150B	M16×2	RH10	2P	6	150	20	-	12.5	10	13	6
WN1615120B	M16×1.5	RH8	2P	6	120	20	-	12.5	10	13	6
WN1615150B	M16×1.5	RH8	2P	6	150	20	-	12.5	10	13	6
WN16125120B	M16×1.25	RH7	2P	6	120	20	-	12.5	10	13	6
WN16125150B	M16×1.25	RH7	2P	6	150	20	-	12.5	10	13	6
WN1610120B	M16×1	RH7	2P	6	120	20	-	12.5	10	13	6
WN1610150B	M16×1	RH7	2P	6	150	20	-	12.5	10	13	6

Tolerances under 6H standard. Other tolerances and Special tap chamfer custom are available.

P	P	P	SCM HRC35 ↓	M(SUS)	K(FC)	K(FCD)	N(AL)	N(Cu)	N(ADC)	S(Ti)	S(Ni)	H HRC35 ↑
-	-	-	-	-	-	-	●	●	●	-	-	-



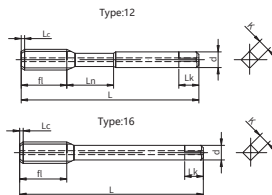
TAPS FOR CAST IRON

CB-L-OH-NRT

Solid carbide forming taps with long shank & internal coolant

2P chamfers, for blind hole
4P chamfers, for through hole

- Solid carbide material.
- Suitable for high-speed, long tool life mass production.
- Various coating selection, suitable for Aluminum alloy, Magnesium alloy, Copper alloy, Cast Aluminum, Cast Zinc alloy.



Item No.	Thread size	Limit	LC	Type	Dimensions (mm)							Oil groove type	Flutes
					L	fl	In	d	k	Lk			
WN061080C	M6×1	RH7	4P	12	80	19	10	6	4.5	7	C	2	
WN061080Z	M6×1	RH7	2P	12	80	19	10	6	4.5	7	Z	2	
WN0610100C	M6×1	RH7	4P	12	100	19	10	6	4.5	7	C	2	
WN0610100Z	M6×1	RH7	2P	12	100	19	10	6	4.5	7	Z	2	
WN0610120C	M6×1	RH7	4P	12	120	19	10	6	4.5	7	C	2	
WN0610120Z	M6×1	RH7	2P	12	120	19	10	6	4.5	7	Z	2	
WN0610150C	M6×1	RH7	4P	12	150	19	10	6	4.5	7	C	2	
WN0610150Z	M6×1	RH7	2P	12	150	19	10	6	4.5	7	Z	2	
WN08125100C	M8×1.25	RH7	4P	16	100	13	-	6.2	5	8	C	3	
WN08125100Z	M8×1.25	RH7	2P	16	100	13	-	6.2	5	8	Z	3	
WN08125120C	M8×1.25	RH7	4P	16	120	13	-	6.2	5	8	C	3	
WN08125120Z	M8×1.25	RH7	2P	16	120	13	-	6.2	5	8	Z	3	
WN08125150C	M8×1.25	RH7	4P	16	150	13	-	6.2	5	8	C	3	
WN08125150Z	M8×1.25	RH7	2P	16	150	13	-	6.2	5	8	Z	3	
WN0810100C	M8×1	RH7	4P	16	100	13	-	6.2	5	8	C	3	
WN0810100Z	M8×1	RH7	2P	16	100	13	-	6.2	5	8	Z	3	
WN0810120C	M8×1	RH7	4P	16	120	13	-	6.2	5	8	C	3	
WN0810120Z	M8×1	RH7	2P	16	120	13	-	6.2	5	8	Z	3	
WN0810150C	M8×1	RH7	4P	16	150	13	-	6.2	5	8	C	3	
WN0810150Z	M8×1	RH7	2P	16	150	13	-	6.2	5	8	Z	3	
WN1015100C	M10×1.5	RH8	4P	16	100	15	-	7	5.5	8	C	6	
WN1015100Z	M10×1.5	RH8	2P	16	100	15	-	7	5.5	8	Z	6	
WN1015120C	M10×1.5	RH8	4P	16	120	15	-	7	5.5	8	C	6	
WN1015120Z	M10×1.5	RH8	2P	16	120	15	-	7	5.5	8	Z	6	
WN1015150C	M10×1.5	RH8	4P	16	150	15	-	7	5.5	8	C	6	
WN1015150Z	M10×1.5	RH8	2P	16	150	15	-	7	5.5	8	Z	6	
WN10125100C	M10×1.25	RH7	4P	16	100	15	-	7	5.5	8	C	6	
WN10125100Z	M10×1.25	RH7	2P	16	100	15	-	7	5.5	8	Z	6	
WN10125120C	M10×1.25	RH7	4P	16	120	15	-	7	5.5	8	C	6	
WN10125120Z	M10×1.25	RH7	2P	16	120	15	-	7	5.5	8	Z	6	
WN10125150C	M10×1.25	RH7	4P	16	150	15	-	7	5.5	8	C	6	
WN10125150Z	M10×1.25	RH7	2P	16	150	15	-	7	5.5	8	Z	6	

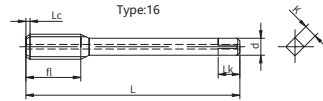
Tolerances under 6H standard. Other tolerances and Special tap chamfer custom are available.

P	P	P	SCM HRC35 ↓	M(SUS)	K(FC)	K(FCD)	N(AL)	N(Cu)	N(ADC)	S(Ti)	S(Ni)	H HRC35 ↑
-	-	-	-	-	-	-	●	●	●	-	-	-



CB-L-OH-NRT

Solid carbide forming taps with long shank & internal coolant



2P chamfers, for blind hole
4P chamfers, for through hole

- ⊙ Solid carbide material.
- ⊙ Suitable for high-speed, long tool life mass production.
- ⊙ Various coating selection, suitable for Aluminum alloy, Magnesium alloy, Copper alloy, Cast Aluminum, Cast Zinc alloy.

Item No.	Thread size	Limit	LC	Type	Dimensions (mm)						Oil groove type	Flutes
					L	fl	In	d	k	Lk		
WN1010100C	M10×1	RH7	4P	16	100	15	-	7	5.5	8	C	6
WN1010100Z	M10×1	RH7	2P	16	100	15	-	7	5.5	8	Z	6
WN1010120C	M10×1	RH7	4P	16	120	15	-	7	5.5	8	C	6
WN1010120Z	M10×1	RH7	2P	16	120	15	-	7	5.5	8	Z	6
WN1010150C	M10×1	RH7	4P	16	150	15	-	7	5.5	8	C	6
WN1010150Z	M10×1	RH7	2P	16	150	15	-	7	5.5	8	Z	6
WN12175100C	M12×1.75	RH9	4P	16	100	17	-	8.5	6.5	9	C	6
WN12175100Z	M12×1.75	RH9	2P	16	100	17	-	8.5	6.5	9	Z	6
WN12175120C	M12×1.75	RH9	4P	16	120	17	-	8.5	6.5	9	C	6
WN12175120Z	M12×1.75	RH9	2P	16	120	17	-	8.5	6.5	9	Z	6
WN12175150C	M12×1.75	RH9	4P	16	150	17	-	8.5	6.5	9	C	6
WN12175150Z	M12×1.75	RH9	2P	16	150	17	-	8.5	6.5	9	Z	6
WN1215100C	M12×1.5	RH8	4P	16	100	17	-	8.5	6.5	9	C	6
WN1215100Z	M12×1.5	RH8	2P	16	100	17	-	8.5	6.5	9	Z	6
WN1215120C	M12×1.5	RH8	4P	16	120	17	-	8.5	6.5	9	C	6
WN1215120Z	M12×1.5	RH8	2P	16	120	17	-	8.5	6.5	9	Z	6
WN1215150C	M12×1.5	RH8	4P	16	150	17	-	8.5	6.5	9	C	6
WN1215150Z	M12×1.5	RH8	2P	16	150	17	-	8.5	6.5	9	Z	6
WN12125100C	M12×1.25	RH7	4P	16	100	17	-	8.5	6.5	9	C	6
WN12125100Z	M12×1.25	RH7	2P	16	100	17	-	8.5	6.5	9	Z	6
WN12125120C	M12×1.25	RH7	4P	16	120	17	-	8.5	6.5	9	C	6
WN12125120Z	M12×1.25	RH7	2P	16	120	17	-	8.5	6.5	9	Z	6
WN12125150C	M12×1.25	RH7	4P	16	150	17	-	8.5	6.5	9	C	6
WN12125150Z	M12×1.25	RH7	2P	16	150	17	-	8.5	6.5	9	Z	6
WN1210100C	M12×1	RH7	4P	16	100	17	-	8.5	6.5	9	C	6
WN1210100Z	M12×1	RH7	2P	16	100	17	-	8.5	6.5	9	Z	6
WN1210120C	M12×1	RH7	4P	16	120	17	-	8.5	6.5	9	C	6
WN1210120Z	M12×1	RH7	2P	16	120	17	-	8.5	6.5	9	Z	6
WN1210150C	M12×1	RH7	4P	16	150	17	-	8.5	6.5	9	C	6
WN1210150Z	M12×1	RH7	2P	16	150	17	-	8.5	6.5	9	Z	6
WN1420120C	M14×2	RH10	4P	16	120	20	-	10.5	8	11	C	6
WN1420120Z	M14×2	RH10	2P	16	120	20	-	10.5	8	11	Z	6
WN1420150C	M14×2	RH10	4P	16	150	20	-	10.5	8	11	C	6
WN1420150Z	M14×2	RH10	2P	16	150	20	-	10.5	8	11	Z	6

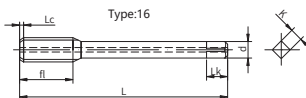
P	P	P	SCM HRC35+	M(SUS)	K(FC)	K(FCD)	N(AL)	N(Cu)	N(ADC)	S(Ti)	S(Ni)	H HRC35+
-	-	-	-	-	-	-	●	●	●	-	-	-



TAPS FOR CAST IRON

CB-L-OH-NRT

Solid carbide forming taps with long shank & internal coolant



2P chamfers, for blind hole
4P chamfers, for through hole

- Solid carbide material.
- Suitable for high-speed, long tool life mass production.
- Various coating selection, suitable for Aluminum alloy, Magnesium alloy, Copper alloy, Cast Aluminum, Cast Zinc alloy.

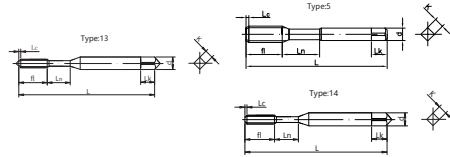
Item No.	Thread size	Limit	LC	Type	Dimensions (mm)						Oil groove type	Flutes
					L	fl	In	d	k	Lk		
WN1415120C	M14×1.5	RH8	4P	16	120	20	-	10.5	8	11	C	6
WN1415120Z	M14×1.5	RH8	2P	16	120	20	-	10.5	8	11	Z	6
WN1415150C	M14×1.5	RH8	4P	16	150	20	-	10.5	8	11	C	6
WN1415150Z	M14×1.5	RH8	2P	16	150	20	-	10.5	8	11	Z	6
WN14125120C	M14×1.25	RH7	4P	16	120	20	-	10.5	8	11	C	6
WN14125120Z	M14×1.25	RH7	2P	16	120	20	-	10.5	8	11	Z	6
WN14125150C	M14×1.25	RH7	4P	16	150	20	-	10.5	8	11	C	6
WN14125150Z	M14×1.25	RH7	2P	16	150	20	-	10.5	8	11	Z	6
WN1410120C	M14×1	RH7	4P	16	120	20	-	10.5	8	11	C	6
WN1410120Z	M14×1	RH7	2P	16	120	20	-	10.5	8	11	Z	6
WN1410150C	M14×1	RH7	4P	16	150	20	-	10.5	8	11	C	6
WN1410150Z	M14×1	RH7	2P	16	150	20	-	10.5	8	11	Z	6
WN1620120C	M16×2	RH10	4P	16	120	20	-	12.5	10	13	C	6
WN1620120Z	M16×2	RH10	2P	16	120	20	-	12.5	10	13	Z	6
WN1620150C	M16×2	RH10	4P	16	150	20	-	12.5	10	13	C	6
WN1620150Z	M16×2	RH10	2P	16	150	20	-	12.5	10	13	Z	6
WN1615120C	M16×1.5	RH8	4P	16	120	20	-	12.5	10	13	C	6
WN1615120Z	M16×1.5	RH8	2P	16	120	20	-	12.5	10	13	Z	6
WN1615150C	M16×1.5	RH8	4P	16	150	20	-	12.5	10	13	C	6
WN1615150Z	M16×1.5	RH8	2P	16	150	20	-	12.5	10	13	Z	6
WN16125120C	M16×1.25	RH7	4P	16	120	20	-	12.5	10	13	C	6
WN16125120Z	M16×1.25	RH7	2P	16	120	20	-	12.5	10	13	Z	6
WN16125150C	M16×1.25	RH7	4P	16	150	20	-	12.5	10	13	C	6
WN16125150Z	M16×1.25	RH7	2P	16	150	20	-	12.5	10	13	Z	6
WN1610120C	M16×1	RH7	4P	16	120	20	-	12.5	10	13	C	6
WN1610120Z	M16×1	RH7	2P	16	120	20	-	12.5	10	13	Z	6
WN1610150C	M16×1	RH7	4P	16	150	20	-	12.5	10	13	C	6
WN1610150Z	M16×1	RH7	2P	16	150	20	-	12.5	10	13	Z	6

Tolerances under 6H standard. Other tolerances and Special tap chamfer custom are available.

P	P	P	SCM HRC35 ↓	M(SUS)	K(FC)	K(FCD)	N(AL)	N(Cu)	N(ADC)	S(Ti)	S(Ni)	H HRC35 ↑
-	-	-	-	-	-	-	●	●	●	-	-	-



DIN-CB-NRT DIN Solid carbide forming taps



2.5P chamfers, for blind hole
4P chamfers, for through hole

- ⊙ High-speed steel material;
- ⊙ YC-200 coating, suitable for difficult to machine stainless steel, excellent processing characteristics and wear resistance.
- ⊙ Suitable for stainless steel 200 series, 300 series, etc.

Item No.	Thread size	Limit	LC	Type	Dimensions (mm)					
					L	fl	Ln	d	k	Lk
WDN04070P	M4×0.7	RH7	4P	13	63	9	12	4.5	3.4	6
WDN04070B	M4×0.7	RH7	2.5P	14	63	9	12	4.5	3.4	6
WDN05080P	M5×0.8	RH7	4P	13	70	10	15	6	4.9	8
WDN05080B	M5×0.8	RH7	2.5P	14	70	10	15	6	4.9	8
WDN06100P	M6×1	RH7	4P	13	80	10	20	6	4.9	8
WDN06100B	M6×1	RH7	2.5P	14	80	10	20	6	4.9	8
WDN07100P	M7×1	RH7	4P	13	80	10	20	7	5.5	8
WDN07100B	M7×1	RH7	2.5P	14	80	10	20	7	5.5	8
WDN08125P	M8×1.25	RH7	4P	5	90	13	22	8	6.2	9
WDN08125B	M8×1.25	RH7	2.5P	5	90	13	22	8	6.2	9
WDN08100P	M8×1	RH7	4P	5	90	13	22	8	6.2	9
WDN08100B	M8×1	RH7	2.5P	5	90	13	22	8	6.2	9
WDN10150P	M10×1.5	RH8	4P	5	100	15	24	10	8	11
WDN10150B	M10×1.5	RH8	2.5P	5	100	15	24	10	8	11
WDN10125P	M10×1.25	RH7	4P	5	100	15	24	10	8	11
WDN10125B	M10×1.25	RH7	2.5P	5	100	15	24	10	8	11
WDN10100P	M10×1	RH7	4P	5	100	15	24	10	8	11
WDN10100B	M10×1	RH7	2.5P	5	100	15	24	10	8	11
WDN12175P	M12×1.75	RH9	4P	5	110	17	32	9	7	10
WDN12175B	M12×1.75	RH9	2.5P	5	110	17	32	9	7	10
WDN12150P	M12×1.5	RH8	4P	5	110	17	32	9	7	10
WDN12150B	M12×1.5	RH8	2.5P	5	110	17	32	9	7	10
WDN12125P	M12×1.25	RH7	4P	5	110	17	32	9	7	10
WDN12125B	M12×1.25	RH7	2.5P	5	110	17	32	9	7	10
WDN12100P	M12×1	RH7	4P	5	110	17	32	9	7	10
WDN12100B	M12×1	RH7	2.5P	5	110	17	32	9	7	10
WDN14200P	M14×2	RH10	4P	5	110	20	33	11	9	12
WDN14200B	M14×2	RH10	2.5P	5	110	20	33	11	9	12
WDN14150P	M14×1.5	RH8	4P	5	110	20	33	11	9	12
WDN14150B	M14×1.5	RH8	2.5P	5	110	20	33	11	9	12
WDN14125P	M14×1.25	RH7	4P	5	110	20	33	11	9	12
WDN14125B	M14×1.25	RH7	2.5P	5	110	20	33	11	9	12
WDN14100P	M14×1	RH7	4P	5	110	20	33	11	9	12
WDN14100B	M14×1	RH7	2.5P	5	110	20	33	11	9	12

P	P	P	SCM HRC35 ↓	M(SUS)	K(FC)	K(FCD)	N(AL)	N(Cu)	N(ADC)	S(Ti)	S(Ni)	H HRC35 ↑
-	-	-	-	-	-	-	●	●	●	-	-	-



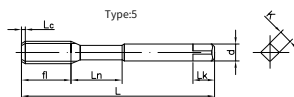
TAPS FOR CAST IRON

DIN-CB-NRT

DIN Solid carbide forming taps

2.5P chamfers, for blind hole
4P chamfers, for through hole

- Solid carbide material.
- Suitable for high-speed, long tool life mass production.
- Various coating selection, suitable for Aluminum alloy, Magnesium alloy, Copper alloy, Cast Aluminum, Cast Zinc alloy.



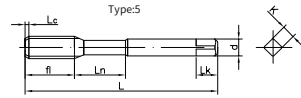
Item No.	Thread size	Limit	LC	Type	Dimensions (mm)					
					L	fl	ln	d	k	Lk
WDN16200P	M16×2	RH10	4P	5	110	20	34	12	9	12
WDN16200B	M16×2	RH10	2.5P	5	110	20	34	12	9	12
WDN16150P	M16×1.5	RH8	4P	5	110	20	34	12	9	12
WDN16150B	M16×1.5	RH8	2.5P	5	110	20	34	12	9	12
WDN16125P	M16×1.25	RH7	4P	5	110	20	34	12	9	12
WDN16125B	M16×1.25	RH7	2.5P	5	110	20	34	12	9	12
WDN16100P	M16×1	RH7	4P	5	110	20	34	12	9	12
WDN16100B	M16×1	RH7	2.5P	5	110	20	34	12	9	12
WDN18250P	M18×2.5	RH10	4P	5	125	25	36	14	11	14
WDN18250B	M18×2.5	RH10	2.5P	5	125	25	36	14	11	14
WDN18200P	M18×2	RH10	4P	5	125	25	36	14	11	14
WDN18200B	M18×2	RH10	2.5P	5	125	25	36	14	11	14
WDN18150P	M18×1.5	RH8	4P	5	125	25	36	14	11	14
WDN18150B	M18×1.5	RH8	2.5P	5	125	25	36	14	11	14
WDN20250P	M20×2.5	RH10	4P	5	140	25	44	16	12	15
WDN20250B	M20×2.5	RH10	2.5P	5	140	25	44	16	12	15
WDN20200P	M20×2	RH10	4P	5	140	25	44	16	12	15
WDN20200B	M20×2	RH10	2.5P	5	140	25	44	16	12	15
WDN20150P	M20×1.5	RH8	4P	5	140	25	44	16	12	15
WDN20150B	M20×1.5	RH8	2.5P	5	140	25	44	16	12	15
WDN22250P	M22×2.5	RH10	4P	5	140	25	44	18	14.5	17
WDN22250B	M22×2.5	RH10	2.5P	5	140	25	44	18	14.5	17
WDN22200P	M22×2	RH10	4P	5	140	25	44	18	14.5	17
WDN22200B	M22×2	RH10	2.5P	5	140	25	44	18	14.5	17
WDN22150P	M22×1.5	RH8	4P	5	140	25	44	18	14.5	17
WDN22150B	M22×1.5	RH8	2.5P	5	140	25	44	18	14.5	17
WDN24300P	M24×3	RH12	4P	5	160	30	48	18	14.5	17
WDN24300B	M24×3	RH12	2.5P	5	160	30	48	18	14.5	17
WDN24250P	M24×2.5	RH10	4P	5	160	30	48	18	14.5	17
WDN24250B	M24×2.5	RH10	2.5P	5	160	30	48	18	14.5	17
WDN24200P	M24×2	RH10	4P	5	160	30	48	18	14.5	17
WDN24200B	M24×2	RH10	2.5P	5	160	30	48	18	14.5	17

Tolerances under 6HX standard. Other tolerances and Special tap chamfer custom are available.

P	P	P	SCM HRC35 ↓	M(SUS)	K(FC)	K(FCD)	N(AL)	N(Cu)	N(ADC)	S(Ti)	S(Ni)	H HRC35 ↑
-	-	-	-	-	-	-	●	●	●	-	-	-



DIN-CB-NRT DIN Solid carbide forming taps



2.5P chamfers, for blind hole
4P chamfers, for through hole

- Solid carbide material.
- Suitable for high-speed, long tool life mass production.
- Various coating selection, suitable for Aluminum alloy, Magnesium alloy, Copper alloy, Cast Aluminum, Cast Zinc alloy.

Item No.	Thread size	Limit	LC	Type	Dimensions (mm)					
					L	fl	In	d	k	Lk
WDN27300P	M27×3	RH10	4P	5	160	30	48	20	16	19
WDN27300B	M27×3	RH10	2.5P	5	160	30	48	20	16	19
WDN27250P	M27×2.5	RH10	4P	5	160	30	48	20	16	19
WDN27250B	M27×2.5	RH10	2.5P	5	160	30	48	20	16	19
WDN27200P	M27×2	RH10	4P	5	160	30	48	20	16	19
WDN27200B	M27×2	RH10	2.5P	5	160	30	48	20	16	19
WDN30350P	M30×3.5	RH13	4P	5	180	35	53	22	18	21
WDN30350B	M30×3.5	RH13	2.5P	5	180	35	53	22	18	21
WDN30300P	M30×3	RH12	4P	5	180	35	53	22	18	21
WDN30300B	M30×3	RH12	2.5P	5	180	35	53	22	18	21
WDN30250P	M30×2.5	RH10	4P	5	180	35	53	22	18	21
WDN30250B	M30×2.5	RH10	2.5P	5	180	35	53	22	18	21
WDN30200P	M30×2	RH10	4P	5	180	35	53	22	18	21
WDN30200B	M30×2	RH10	2.5P	5	180	35	53	22	18	21

Tolerances under 6HX standard. Other tolerances and Special tap chamfer custom are available.

P	P	P	SCM HRC35 ↓	M(SUS)	K(FC)	K(FCD)	N(AL)	N(Cu)	N(ADC)	S(Ti)	S(Ni)	H HRC35 ↑
-	-	-	-	-	-	-	●	●	●	-	-	-



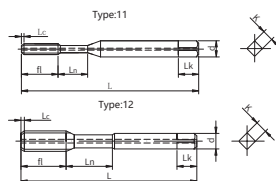
TAPS FOR CAST IRON

DIN-CB-OH-NRT

DIN Solid carbide forming taps with internal coolant

2.5P chamfers, for blind hole
4P chamfers, for through hole

- Solid carbide material.
- Suitable for high-speed, long tool life mass production.
- Various coating selection, suitable for Aluminum alloy, Magnesium alloy, Copper alloy, Cast Aluminum, Cast Zinc alloy.



Item No.	Thread size	Limit	LC	Type	Dimensions (mm)						Oil groove type
					L	fl	ln	d	k	Lk	
WDN04070C	M4×0.7	RH7	4P	11	63	9	12	4.5	3.4	6	C
WDN04070Z	M4×0.7	RH7	2.5P	11	63	9	12	4.5	3.4	6	Z
WDN05080C	M5×0.8	RH7	4P	11	70	10	15	6	4.9	8	C
WDN05080Z	M5×0.8	RH7	2.5P	11	70	10	15	6	4.9	8	Z
WDN06100C	M6×1	RH7	4P	11	80	10	20	6	4.9	8	C
WDN06100Z	M6×1	RH7	2.5P	11	80	10	20	6	4.9	8	Z
WDN07100C	M7×1	RH7	4P	11	80	10	20	7	5.5	8	C
WDN07100Z	M7×1	RH7	2.5P	11	80	10	20	7	5.5	8	Z
WDN08125C	M8×1.25	RH7	4P	12	90	13	22	8	6.2	9	C
WDN08125Z	M8×1.25	RH7	2.5P	12	90	13	22	8	6.2	9	Z
WDN08100C	M8×1	RH7	4P	12	90	13	22	8	6.2	9	C
WDN08100Z	M8×1	RH7	2.5P	12	90	13	22	8	6.2	9	Z
WDN10150C	M10×1.5	RH8	4P	12	100	15	24	10	8	11	C
WDN10150Z	M10×1.5	RH8	2.5P	12	100	15	24	10	8	11	Z
WDN10125C	M10×1.25	RH7	4P	12	100	15	24	10	8	11	C
WDN10125Z	M10×1.25	RH7	2.5P	12	100	15	24	10	8	11	Z
WDN10100C	M10×1	RH7	4P	12	100	15	24	10	8	11	C
WDN10100Z	M10×1	RH7	2.5P	12	100	15	24	10	8	11	Z
WDN12175C	M12×1.75	RH9	4P	12	110	17	32	9	7	10	C
WDN12175Z	M12×1.75	RH9	2.5P	12	110	17	32	9	7	10	Z
WDN12150C	M12×1.5	RH8	4P	12	110	17	32	9	7	10	C
WDN12150Z	M12×1.5	RH8	2.5P	12	110	17	32	9	7	10	Z
WDN12125C	M12×1.25	RH7	4P	12	110	17	32	9	7	10	C
WDN12125Z	M12×1.25	RH7	2.5P	12	110	17	32	9	7	10	Z
WDN12100C	M12×1	RH7	4P	12	110	17	32	9	7	10	C
WDN12100Z	M12×1	RH7	2.5P	12	110	17	32	9	7	10	Z
WDN14200C	M14×2	RH10	4P	12	110	20	33	11	9	12	C
WDN14200Z	M14×2	RH10	2.5P	12	110	20	33	11	9	12	Z
WDN14150C	M14×1.5	RH8	4P	12	110	20	33	11	9	12	C
WDN14150Z	M14×1.5	RH8	2.5P	12	110	20	33	11	9	12	Z
WDN14125C	M14×1.25	RH7	4P	12	110	20	33	11	9	12	C
WDN14125Z	M14×1.25	RH7	2.5P	12	110	20	33	11	9	12	Z
WDN14100C	M14×1	RH7	4P	12	110	20	33	11	9	12	C
WDN14100Z	M14×1	RH7	2.5P	12	110	20	33	11	9	12	Z

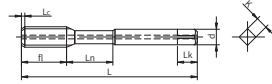
P	P	P	SCM HRC35 ↓	M(SUS)	K(FC)	K(FCD)	N(AL)	N(Cu)	N(ADC)	S(Ti)	S(Ni)	H HRC35 ↑
-	-	-	-	-	-	-	●	●	●	-	-	-



DIN-CB-OH-NRT

DIN Solid carbide forming taps with internal coolant

Type:12



2.5P chamfers, for blind hole
4P chamfers, for through hole

- Solid carbide material.
- Suitable for high-speed, long tool life mass production.
- Various coating selection, suitable for Aluminum alloy, Magnesium alloy, Copper alloy, Cast Aluminum, Cast Zinc alloy.

Item No.	Thread size	Limit	LC	Type	Dimensions (mm)							Oil groove type
					L	fl	In	d	k	Lk		
WDN16200C	M16×2	RH10	4P	12	110	20	34	12	9	12	C	
WDN16200Z	M16×2	RH10	2.5P	12	110	20	34	12	9	12	Z	
WDN16150C	M16×1.5	RH8	4P	12	110	20	34	12	9	12	C	
WDN16150Z	M16×1.5	RH8	2.5P	12	110	20	34	12	9	12	Z	
WDN16125C	M16×1.25	RH7	4P	12	110	20	34	12	9	12	C	
WDN16125Z	M16×1.25	RH7	2.5P	12	110	20	34	12	9	12	Z	
WDN16100C	M16×1	RH7	4P	12	110	20	34	12	9	12	C	
WDN16100Z	M16×1	RH7	2.5P	12	110	20	34	12	9	12	Z	
WDN18250C	M18×2.5	RH10	4P	12	125	25	36	14	11	14	C	
WDN18250Z	M18×2.5	RH10	2.5P	12	125	25	36	14	11	14	Z	
WDN18200C	M18×2	RH10	4P	12	125	25	36	14	11	14	C	
WDN18200Z	M18×2	RH10	2.5P	12	125	25	36	14	11	14	Z	
WDN18150C	M18×1.5	RH8	4P	12	125	25	36	14	11	14	C	
WDN18150Z	M18×1.5	RH8	2.5P	12	125	25	36	14	11	14	Z	
WDN20250C	M20×2.5	RH10	4P	12	140	25	44	16	12	15	C	
WDN20250Z	M20×2.5	RH10	2.5P	12	140	25	44	16	12	15	Z	
WDN20200C	M20×2	RH10	4P	12	140	25	44	16	12	15	C	
WDN20200Z	M20×2	RH10	2.5P	12	140	25	44	16	12	15	Z	
WDN20150C	M20×1.5	RH8	4P	12	140	25	44	16	12	15	C	
WDN20150Z	M20×1.5	RH8	2.5P	12	140	25	44	16	12	15	Z	
WDN22250C	M22×2.5	RH10	4P	12	140	25	44	18	14.5	17	C	
WDN22250Z	M22×2.5	RH10	2.5P	12	140	25	44	18	14.5	17	Z	
WDN22200C	M22×2	RH10	4P	12	140	25	44	18	14.5	17	C	
WDN22200Z	M22×2	RH10	2.5P	12	140	25	44	18	14.5	17	Z	
WDN22150C	M22×1.5	RH8	4P	12	140	25	44	18	14.5	17	C	
WDN22150Z	M22×1.5	RH8	2.5P	12	140	25	44	18	14.5	17	Z	
WDN24300C	M24×3	RH12	4P	12	160	30	48	18	14.5	17	C	
WDN24300Z	M24×3	RH12	2.5P	12	160	30	48	18	14.5	17	Z	
WDN24250C	M24×2.5	RH10	4P	12	160	30	48	18	14.5	17	C	
WDN24250Z	M24×2.5	RH10	2.5P	12	160	30	48	18	14.5	17	Z	
WDN24200C	M24×2	RH10	4P	12	160	30	48	18	14.5	17	C	
WDN24200Z	M24×2	RH10	2.5P	12	160	30	48	18	14.5	17	Z	
WDN27300C	M27×3	RH10	4P	12	160	30	48	20	16	19	C	
WDN27300Z	M27×3	RH10	2.5P	12	160	30	48	20	16	19	Z	

P	P	P	SCM HRC35 ↓	M(SUS)	K(FC)	K(FCD)	N(AL)	N(Cu)	N(ADC)	S(Ti)	S(Ni)	H HRC35 ↑
-	-	-	-	-	-	-	●	●	●	-	-	-

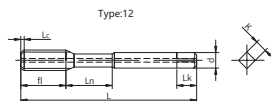


TAPS FOR CAST IRON

DIN-CB-OH-NRT

DIN Solid carbide forming taps with internal coolant

2.5P chamfers, for blind hole
4P chamfers, for through hole



- Solid carbide material.
- Suitable for high-speed, long tool life mass production.
- Various coating selection, suitable for Aluminum alloy, Magnesium alloy, Copper alloy, Cast Aluminum, Cast Zinc alloy.

Item No.	Thread size	Limit	LC	Type	Dimensions (mm)						Oil groove type
					L	fl	ln	d	k	Lk	
WDN27250C	M27×2.5	RH10	4P	12	160	30	48	20	16	19	C
WDN27250Z	M27×2.5	RH10	2.5P	12	160	30	48	20	16	19	Z
WDN27200C	M27×2	RH10	4P	12	160	30	48	20	16	19	C
WDN27200Z	M27×2	RH10	2.5P	12	160	30	48	20	16	19	Z
WDN30350C	M30×3.5	RH13	4P	12	180	35	53	22	18	21	C
WDN30350Z	M30×3.5	RH13	2.5P	12	180	35	53	22	18	21	Z
WDN30300C	M30×3	RH12	4P	12	180	35	53	22	18	21	C
WDN30300Z	M30×3	RH12	2.5P	12	180	35	53	22	18	21	Z
WDN30250C	M30×2.5	RH10	4P	12	180	35	53	22	18	21	C
WDN30250Z	M30×2.5	RH10	2.5P	12	180	35	53	22	18	21	Z
WDN30200C	M30×2	RH10	4P	12	180	35	53	22	18	21	C
WDN30200Z	M30×2	RH10	2.5P	12	180	35	53	22	18	21	Z

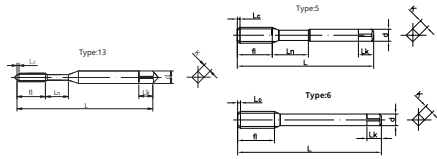
Tolerances under 6HX standard. Other tolerances and Special tap chamfer custom are available.

P	P	P	SCM HRC35 ↓	M(SUS)	K(FC)	K(FCD)	N(AL)	N(Cu)	N(ADC)	S(Ti)	S(Ni)	H HRC35 ↑
-	-	-	-	-	-	-	●	●	●	-	-	-



DIN-CB-SFT

Solid carbide straight fluted taps



- Solid carbide material.
- Suitable for high-speed, long tool life mass production.
- Various coating selection, suitable for Aluminum alloy, Magnesium alloy, Copper alloy, Cast Aluminum, Cast Zinc alloy.

Item No.	Thread size	Limit	LC	Type	Dimensions (mm)						Flutes
					L	fl	ln	d	k	Lk	
WDS040070	M4×0.7	P2	2.5P	13	63	13	8	4.5	3.4	6	3
WDS050080	M5×0.8	P2	2.5P	13	70	15	10	6	4.9	8	3
WDS060100	M6×1	P2	2.5P	13	80	17	13	6	4.9	8	3
WDS070100	M7×1	P3	2.5P	13	80	17	13	7	5.5	8	3
WDS080100	M8×1	P3	2.5P	5	90	16	19	8	6.2	9	3
WDS080125	M8×1.25	P3	2.5P	5	90	16	19	8	6.2	9	3
WDS100150	M10×1.5	P4	2.5P	5	100	18	21	10	8	11	3
WDS100125	M10×1.25	P3	2.5P	5	100	18	21	10	8	11	3
WDS120175	M12×1.75	P4	2.5P	6	110	22	-	9	7	10	3
WDS120150	M12×1.5	P4	2.5P	6	110	22	-	9	7	10	3
WDS120125	M12×1.25	P3	2.5P	6	110	22	-	9	7	10	3
WDS140200	M14×2	P5	2.5P	6	110	26	-	11	9	12	3
WDS140150	M14×1.5	P4	2.5P	6	110	22	-	11	9	12	3
WDS140125	M14×1.25	P3	2.5P	6	110	22	-	11	9	12	3
WDS160200	M16×2	P5	2.5P	6	110	27	-	12	9	12	3
WDS160150	M16×1.5	P4	2.5P	6	110	22	-	12	9	12	3
WDS160125	M16×1.25	P3	2.5P	6	110	18	-	12	9	12	3
WDS180250	M18×2.5	P6	2.5P	6	125	30	-	14	11	14	4
WDS180200	M18×2	P5	2.5P	6	125	26	-	14	11	14	4
WDS180150	M18×1.5	P4	2.5P	6	125	25	-	14	11	14	4
WDS200250	M20×2.5	P6	2.5P	6	140	32	-	16	12	15	4
WDS200200	M20×2	P5	2.5P	6	140	27	-	16	12	15	4
WDS200150	M20×1.5	P4	2.5P	6	140	25	-	16	12	15	4
WDS220250	M22×2.5	P6	2.5P	6	140	32	-	18	14.5	17	4
WDS220200	M22×2	P5	2.5P	6	140	27	-	18	14.5	17	4
WDS220150	M22×1.5	P4	2.5P	6	140	25	-	18	14.5	17	4
WDS240300	M24×3	P6	2.5P	6	140	34	-	18	14.5	17	4
WDS240200	M24×2	P5	2.5P	6	140	27	-	18	14.5	17	4
WDS240150	M24×1.5	P4	2.5P	6	140	27	-	18	14.5	17	4
WDS270300	M27×3	P6	2.5P	6	160	36	-	20	16	19	4
WDS300350	M30×3.5	P7	2.5P	6	180	40	-	22	18	21	4

Tolerances under 6HX standard. Other tolerances and Special tap chamfer custom are available.

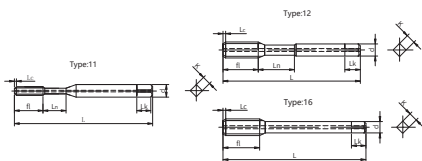
P	P	P	SCM HRC35 ↓	M(SUS)	K(FC)	K(FCD)	N(AL)	N(Cu)	N(ADC)	S(TI)	S(Ni)	H HRC35 ↑
-	-	-	-	-	-	-	●	●	●	-	-	-



TAPS FOR CAST IRON

DIN-CB-OH-SFT

Solid carbide spiral fluted taps with internal coolant



- Solid carbide material.
- Suitable for high-speed, long tool life mass production.
- Various coating selection, suitable for Aluminum alloy, Magnesium alloy, Copper alloy, Cast Aluminum, Cast Zinc alloy.

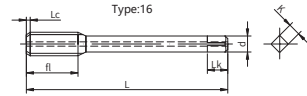
Item No.	Thread size	Limit	LC	Type	Dimensions (mm)						Oil groove type	Flutes
					L	fl	ln	d	k	Lk		
WDS04070C	M4×0.7	P2	2.5P	11	63	13	8	4.5	3.4	6	C	3
WDS04070Z	M4×0.7	P2	2.5P	11	63	13	8	4.5	3.4	6	Z	3
WDS05080C	M5×0.8	P2	2.5P	11	70	15	10	6	4.9	8	C	3
WDS05080Z	M5×0.8	P2	2.5P	11	70	15	10	6	4.9	8	Z	3
WDS06100C	M6×1	P2	2.5P	11	80	17	13	6	4.9	8	C	3
WDS06100Z	M6×1	P2	2.5P	11	80	17	13	6	4.9	8	Z	3
WDS07100C	M7×1	P3	2.5P	11	80	17	13	7	5.5	8	C	3
WDS07100Z	M7×1	P3	2.5P	11	80	17	13	7	5.5	8	Z	3
WDS08100C	M8×1	P3	2.5P	12	90	16	19	8	6.2	9	C	3
WDS08100Z	M8×1	P3	2.5P	12	90	16	19	8	6.2	9	Z	3
WDS08125C	M8×1.25	P3	2.5P	12	90	16	19	8	6.2	9	C	3
WDS08125Z	M8×1.25	P3	2.5P	12	90	16	19	8	6.2	9	Z	3
WDS10150C	M10×1.5	P4	2.5P	12	100	18	21	10	8	11	C	3
WDS10150Z	M10×1.5	P4	2.5P	12	100	18	21	10	8	11	Z	3
WDS10125C	M10×1.25	P3	2.5P	12	100	18	21	10	8	11	C	3
WDS10125Z	M10×1.25	P3	2.5P	12	100	18	21	10	8	11	Z	3
WDS12175C	M12×1.75	P4	2.5P	16	110	22	-	9	7	10	C	3
WDS12175Z	M12×1.75	P4	2.5P	16	110	22	-	9	7	10	Z	3
WDS12150C	M12×1.5	P4	2.5P	16	110	22	-	9	7	10	C	3
WDS12150Z	M12×1.5	P4	2.5P	16	110	22	-	9	7	10	Z	3
WDS12125C	M12×1.25	P3	2.5P	16	110	22	-	9	7	10	C	3
WDS12125Z	M12×1.25	P3	2.5P	16	110	22	-	9	7	10	Z	3
WDS14200C	M14×2	P5	2.5P	16	110	26	-	11	9	12	C	3
WDS14200Z	M14×2	P5	2.5P	16	110	26	-	11	9	12	Z	3
WDS14150C	M14×1.5	P4	2.5P	16	110	22	-	11	9	12	C	3
WDS14150Z	M14×1.5	P4	2.5P	16	110	22	-	11	9	12	Z	3
WDS14125C	M14×1.25	P3	2.5P	16	110	22	-	11	9	12	C	3
WDS14125Z	M14×1.25	P3	2.5P	16	110	22	-	11	9	12	Z	3
WDS16200C	M16×2	P5	2.5P	16	110	27	-	12	9	12	C	3
WDS16200Z	M16×2	P5	2.5P	16	110	27	-	12	9	12	Z	3
WDS16150C	M16×1.5	P4	2.5P	16	110	22	-	12	9	12	C	3
WDS16150Z	M16×1.5	P4	2.5P	16	110	22	-	12	9	12	Z	3
WDS16125C	M16×1.25	P3	2.5P	16	110	18	-	12	9	12	C	3
WDS16125Z	M16×1.25	P3	2.5P	16	110	18	-	12	9	12	Z	3

P	P	P	SCM HRC35 ↓	M(SUS)	K(FC)	K(FCD)	N(AL)	N(Cu)	N(ADC)	S(Ti)	S(Ni)	H HRC35 ↑
-	-	-	-	-	-	-	●	●	●	-	-	-



DIN-CB-OH-SFT

Solid carbide spiral fluted taps with internal coolant



- Solid carbide material.
- Suitable for high-speed, long tool life mass production.
- Various coating selection, suitable for Aluminum alloy, Magnesium alloy, Copper alloy, Cast Aluminum, Cast Zinc alloy.

Item No.	Thread size	Limit	LC	Type	Dimensions (mm)						Oil groove type	Flutes
					L	fl	In	d	k	Lk		
WDS18250C	M18×2.5	P6	2.5P	16	125	30	—	14	11	14	C	4
WDS18250Z	M18×2.5	P6	2.5P	16	125	30	—	14	11	14	Z	4
WDS18200C	M18×2	P5	2.5P	16	125	26	—	14	11	14	C	4
WDS18200Z	M18×2	P5	2.5P	16	125	26	—	14	11	14	Z	4
WDS18150C	M18×1.5	P4	2.5P	16	125	25	—	14	11	14	C	4
WDS18150Z	M18×1.5	P4	2.5P	16	125	25	—	14	11	14	Z	4
WDS20250C	M20×2.5	P6	2.5P	16	140	32	—	16	12	15	C	4
WDS20250Z	M20×2.5	P6	2.5P	16	140	32	—	16	12	15	Z	4
WDS20020C	M20×2	P5	2.5P	16	140	27	—	16	12	15	C	4
WDS20200Z	M20×2	P5	2.5P	16	140	27	—	16	12	15	Z	4
WDS20150C	M20×1.5	P4	2.5P	16	140	25	—	16	12	15	C	4
WDS20150Z	M20×1.5	P4	2.5P	16	140	25	—	16	12	15	Z	4
WDS22250C	M22×2.5	P6	2.5P	16	140	32	—	18	14.5	17	C	4
WDS22250Z	M22×2.5	P6	2.5P	16	140	32	—	18	14.5	17	Z	4
WDS22200C	M22×2	P5	2.5P	16	140	27	—	18	14.5	17	C	4
WDS22200Z	M22×2	P5	2.5P	16	140	27	—	18	14.5	17	Z	4
WDS22150C	M22×1.5	P4	2.5P	16	140	25	—	18	14.5	17	C	4
WDS22150Z	M22×1.5	P4	2.5P	16	140	25	—	18	14.5	17	Z	4
WDS24300C	M24×3	P6	2.5P	16	140	34	—	18	14.5	17	C	4
WDS24300Z	M24×3	P6	2.5P	16	140	34	—	18	14.5	17	Z	4
WDS24200C	M24×2	P5	2.5P	16	140	27	—	18	14.5	17	C	4
WDS24200Z	M24×2	P5	2.5P	16	140	27	—	18	14.5	17	Z	4
WDS24150C	M24×1.5	P4	2.5P	16	140	27	—	18	14.5	17	C	4
WDS24150Z	M24×1.5	P4	2.5P	16	140	27	—	18	14.5	17	Z	4
WDS27300C	M27×3	P6	2.5P	16	160	36	—	20	16	19	C	4
WDS27300Z	M27×3	P6	2.5P	16	160	36	—	20	16	19	Z	4
WDS30350C	M30×3.5	P7	2.5P	16	180	40	—	22	18	21	C	4
WDS30350Z	M30×3.5	P7	2.5P	16	180	40	—	22	18	21	Z	4

Tolerances under 6HX standard. Other tolerances and Special tap chamfer custom are available.

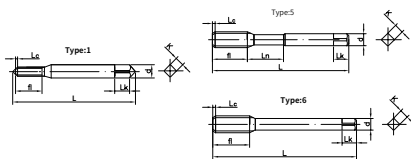
P	P	P	SCM HRC35 ↓	M(SUS)	K(FC)	K(FCD)	N(AL)	N(Cu)	N(ADC)	S(TI)	S(Ni)	H HRC35 ↑
-	-	-	-	-	-	-	●	●	●	-	-	-



TAPS FOR CAST IRON

CB-HT

Solid carbide straight fluted taps



- Solid carbide material.
- YC-T50 coating, excellent wear resistance.
- Suitable for gray cast iron, ductile cast iron mass continuous processing threading, high processing accuracy

Item No.	Thread size	Limit	LC	Type	Dimensions(mm)						Flutes
					L	fl	In	d	k	Lk	
WH050080	M5×0.8	P3	2.5P	1	62	16	-	5.5	4.5	7	3
WH060100	M6×1	P3	2.5P	5	62	19	10	6	4.5	7	3
WH080125	M8×1.25	P4	2.5P	6	75	22	-	6.2	5	8	3
WH100150	M10×1.5	P5	2.5P	6	75	24	-	7	5.5	8	4
MH100125	M10×1.25	P4	2.5P	6	75	24	-	7	5.5	8	4
WH120175	M12×1.75	P5	2.5P	6	82	29	-	8.5	6.5	9	4
WH120150	M12×1.5	P5	2.5P	6	82	29	-	8.5	6.5	9	4
WH120125	M12×1.25	P5	2.5P	6	82	29	-	8.5	6.5	9	4
WH140200	M14×2	P6	2.5P	6	88	20	-	10.5	8	11	4
WH140150	M14×1.5	P5	2.5P	6	88	20	-	10.5	8	11	4
WH160200	M16×2	P6	2.5P	6	95	20	-	12.5	10	13	4
WH160150	M16×1.5	P5	2.5P	6	95	20	-	12.5	10	13	4

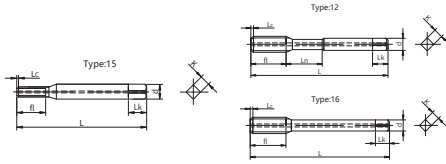
Tolerances under 6H standard. Other tolerances and Special tap chamfer custom are available.

P	P	P	SCM HRC35 ↓	M(SUS)	K(FC)	K(FCD)	N(AL)	N(Cu)	N(ADC)	S(Ti)	S(Ni)	H HRC35 ↑
-	-	-	-	-	●	●	-	-	-	-	-	-



CB-OH-HT Solid carbide straight fluted taps with internal coolant

- Solid carbide material.
- YC-T50 coating, excellent wear resistance.
- Suitable for gray cast iron, ductile cast iron mass continuous processing threading, high processing accuracy



Item No.	Thread size	Limit	LC	Type	Dimensions (mm)						Oil groove type	Flutes
					L	fl	In	d	k	Lk		
WH050080C	M5×0.8	P3	2.5P	15	57	16	-	5.5	4.5	7	C	3
WH050080Z	M5×0.8	P3	2.5P	15	57	16	-	5.5	4.5	7	Z	3
WH060100C	M6×1	P3	2.5P	12	62	19	10	6	4.5	7	C	3
WH060100Z	M6×1	P3	2.5P	12	62	19	10	6	4.5	7	Z	3
WH080125C	M8×1.25	P4	2.5P	16	75	22	-	6.2	5	8	C	3
WH080125Z	M8×1.25	P4	2.5P	16	75	22	-	6.2	5	8	Z	3
WH100150C	M10×1.5	P5	2.5P	16	75	24	-	7	5.5	8	C	4
WH100150Z	M10×1.5	P5	2.5P	16	75	24	-	7	5.5	8	Z	4
WH100125C	M10×1.25	P4	2.5P	16	75	24	-	7	5.5	8	C	4
WH100125Z	M10×1.25	P4	2.5P	16	75	24	-	7	5.5	8	Z	4
WH120175C	M12×1.75	P5	2.5P	16	82	29	-	8.5	6.5	9	C	4
WH120175Z	M12×1.75	P5	2.5P	16	82	29	-	8.5	6.5	9	Z	4
WH120150C	M12×1.5	P5	2.5P	16	82	29	-	8.5	6.5	9	C	4
WH120150Z	M12×1.5	P5	2.5P	16	82	29	-	8.5	6.5	9	Z	4
WH120125C	M12×1.25	P5	2.5P	16	82	29	-	8.5	6.5	9	C	4
WH120125Z	M12×1.25	P5	2.5P	16	82	29	-	8.5	6.5	9	Z	4
WH140200C	M14×2	P6	2.5P	16	88	20	-	10.5	8	11	C	4
WH140200Z	M14×2	P6	2.5P	16	88	20	-	10.5	8	11	Z	4
WH140150C	M14×1.5	P5	2.5P	16	88	20	-	10.5	8	11	C	4
WH140150Z	M14×1.5	P5	2.5P	16	88	20	-	10.5	8	11	Z	4
WH160200C	M16×2	P6	2.5P	16	95	20	-	12.5	10	13	C	4
WH160200Z	M16×2	P6	2.5P	16	95	20	-	12.5	10	13	Z	4
WH160150C	M16×1.5	P5	2.5P	16	95	20	-	12.5	10	13	C	4
WH160150Z	M16×1.5	P5	2.5P	16	95	20	-	12.5	10	13	Z	4

Tolerances under 6H standard. Other tolerances and Special tap chamfer custom are available.

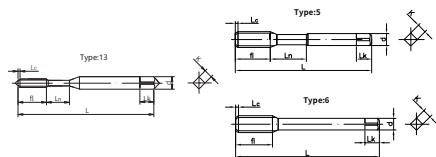
P	P	P	SCM HRC35 ↓	M(SUS)	K(FC)	K(FCD)	N(AL)	N(Cu)	N(ADC)	S(Ti)	S(Ni)	H HRC35 ↑
-	-	-	-	-	●	●	-	-	-	-	-	-



TAPS FOR CAST IRON

DIN-CB-HT

DIN Solid carbide straight fluted taps



- Solid carbide material.
- YC-T50 coating, excellent wear resistance.
- Suitable for gray cast iron, ductile cast iron mass continuous processing threading, high processing accuracy

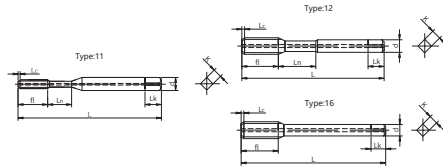
Item No.	Thread size	Limit	LC	Type	Dimensions(mm)						Flutes
					L	fl	In	d	k	Lk	
WDH050080	M5×0.8	P2	2.5P	13	70	15	10	6	4.9	8	3
WDH060100	M6×1	P2	2.5P	13	80	17	13	6	4.9	8	3
WDH070100	M7×1	P3	2.5P	13	80	17	13	7	5.5	8	3
WDH080100	M8×1	P3	2.5P	5	90	16	19	8	6.2	9	4
WDH080125	M8×1.25	P3	2.5P	5	90	16	19	8	6.2	9	4
WDH100150	M10×1.5	P4	2.5P	5	100	18	21	10	8	11	4
WDH100125	M10×1.25	P3	2.5P	5	100	18	21	10	8	11	4
WDH120175	M12×1.75	P4	2.5P	6	110	22	-	9	7	10	4
WDH120150	M12×1.5	P3	2.5P	6	110	22	-	9	7	10	4
WDH120125	M12×1.25	P3	2.5P	6	110	22	-	9	7	10	4
WDH140200	M14×2	P5	2.5P	6	110	26	-	11	9	12	4
WDH140150	M14×1.5	P4	2.5P	6	110	22	-	11	9	12	4
WDH140125	M14×1.25	P3	2.5P	6	110	22	-	11	9	12	4
WDH160200	M16×2	P5	2.5P	6	110	27	-	12	9	12	4
WDH160150	M16×1.5	P4	2.5P	6	110	22	-	12	9	12	4
WDH160125	M16×1.25	P3	2.5P	6	110	18	-	12	9	12	4
WDH180250	M18×2.5	P6	2.5P	6	125	30	-	14	11	14	4
WDH180200	M18×2	P5	2.5P	6	125	26	-	14	11	14	4
WDH180150	M18×1.5	P4	2.5P	6	125	25	-	14	11	14	4
WDH200250	M20×2.5	P6	2.5P	6	140	32	-	16	12	15	4
WDH200200	M20×2	P5	2.5P	6	140	27	-	16	12	15	4
WDH200150	M20×1.5	P4	2.5P	6	140	25	-	16	12	15	4
WDH220250	M22×2.5	P6	2.5P	6	140	32	-	18	14.5	17	4
WDH220200	M22×2	P5	2.5P	6	140	27	-	18	14.5	17	4
WDH220150	M22×1.5	P4	2.5P	6	140	25	-	18	14.5	17	4
WDH240300	M24×3	P6	2.5P	6	140	34	-	18	14.5	17	4
WDH240200	M24×2	P5	2.5P	6	140	27	-	18	14.5	17	4
WDH240150	M24×1.5	P4	2.5P	6	140	27	-	18	14.5	17	4
WDH270300	M27×3	P6	2.5P	6	160	36	-	20	16	19	4
WDH300350	M30×3.5	P7	2.5P	6	180	40	-	22	18	21	4

Tolerances under 6HX standard. Other tolerances and Special tap chamfer custom are available.

P	P	P	SCM HRC35 ↓	M(SUS)	K(FC)	K(FCD)	N(AL)	N(Cu)	N(ADC)	S(Ti)	S(Ni)	H HRC35 ↑
-	-	-	-	-	●	●	-	-	-	-	-	-



DIN-CB-OH-HT DIN Solid carbide straight fluted taps with internal coolant



- ◎ Solid carbide material.
- ◎ Suitable for high-speed, long tool life mass production.
- ◎ Various coating selection, suitable for Aluminum alloy, Magnesium alloy, Copper alloy, Cast Aluminum, Cast Zinc alloy.

Item No.	Thread size	Limit	LC	Type	Dimensions (mm)						Oil groove type	Flutes
					L	fl	In	d	k	Lk		
WDH05080C	M5×0.8	P2	2.5P	11	70	15	10	6	4.9	8	C	3
WDH05080Z	M5×0.8	P2	2.5P	11	70	15	10	6	4.9	8	Z	3
WDH06100C	M6×1	P2	2.5P	11	80	17	13	6	4.9	8	C	3
WDH06100Z	M6×1	P2	2.5P	11	80	17	13	6	4.9	8	Z	3
WDH07100C	M7×1	P3	2.5P	11	80	17	13	7	5.5	8	C	3
WDH07100Z	M7×1	P3	2.5P	11	80	17	13	7	5.5	8	Z	3
WDH08100C	M8×1	P3	2.5P	12	90	16	19	8	6.2	9	C	4
WDH08100Z	M8×1	P3	2.5P	12	90	16	19	8	6.2	9	Z	4
WDH08125C	M8×1.25	P3	2.5P	12	90	16	19	8	6.2	9	C	4
WDH08125Z	M8×1.25	P3	2.5P	12	90	16	19	8	6.2	9	Z	4
WDH10150C	M10×1.5	P4	2.5P	12	100	18	21	10	8	11	C	4
WDH10150Z	M10×1.5	P4	2.5P	12	100	18	21	10	8	11	Z	4
WDH10125C	M10×1.25	P3	2.5P	12	100	18	21	10	8	11	C	4
WDH10125Z	M10×1.25	P3	2.5P	12	100	18	21	10	8	11	Z	4
WDH12175C	M12×1.75	P4	2.5P	16	110	22	-	9	7	10	C	4
WDH12175Z	M12×1.75	P4	2.5P	16	110	22	-	9	7	10	Z	4
WDH12150C	M12×1.5	P3	2.5P	16	110	22	-	9	7	10	C	4
WDH12150Z	M12×1.5	P3	2.5P	16	110	22	-	9	7	10	Z	4
WDH12125C	M12×1.25	P3	2.5P	16	110	22	-	9	7	10	C	4
WDH12125Z	M12×1.25	P3	2.5P	16	110	22	-	9	7	10	Z	4
WDH14200C	M14×2	P5	2.5P	16	110	26	-	11	9	12	C	4
WDH14200Z	M14×2	P5	2.5P	16	110	26	-	11	9	12	Z	4
WDH14150C	M14×1.5	P4	2.5P	16	110	22	-	11	9	12	C	4
WDH14150Z	M14×1.5	P4	2.5P	16	110	22	-	11	9	12	Z	4
WDH14125C	M14×1.25	P3	2.5P	16	110	22	-	11	9	12	C	4
WDH14125Z	M14×1.25	P3	2.5P	16	110	22	-	11	9	12	Z	4
WDH16200C	M16×2	P5	2.5P	16	110	27	-	12	9	12	C	4
WDH16200Z	M16×2	P5	2.5P	16	110	27	-	12	9	12	Z	4
WDH16150C	M16×1.5	P4	2.5P	16	110	22	-	12	9	12	C	4
WDH16150Z	M16×1.5	P4	2.5P	16	110	22	-	12	9	12	Z	4
WDH16125C	M16×1.25	P3	2.5P	16	110	18	-	12	9	12	C	4
WDH16125Z	M16×1.25	P3	2.5P	16	110	18	-	12	9	12	Z	4

Tolerances under 6HX standard. Other tolerances and Special tap chamfer custom are available.

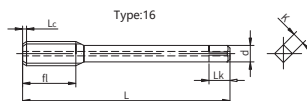
P	P	P	SCM HRC35 ↓	M(SUS)	K(FC)	K(FCD)	N(AL)	N(Cu)	N(ADC)	S(Ti)	S(Ni)	H HRC35 ↑
-	-	-	-	-	●	●	-	-	-	-	-	-



TAPS FOR CAST IRON

DIN-CB-OH-HT

DIN Solid carbide straight fluted taps with internal coolant



- Solid carbide material.
- Suitable for high-speed, long tool life mass production.
- Various coating selection, suitable for Aluminum alloy, Magnesium alloy, Copper alloy, Cast Aluminum, Cast Zinc alloy.

Item No.	Thread size	Limit	LC	Type	Dimensions (mm)						Oil groove type	Flutes
					L	fl	In	d	k	Lk		
WDH18250C	M18×2.5	P6	2.5P	16	125	30	-	14	11	14	C	4
WDH18250Z	M18×2.5	P6	2.5P	16	125	30	-	14	11	14	Z	4
WDH18200C	M18×2	P5	2.5P	16	125	26	-	14	11	14	C	4
WDH18200Z	M18×2	P5	2.5P	16	125	26	-	14	11	14	Z	4
WDH18150C	M18×1.5	P4	2.5P	16	125	25	-	14	11	14	C	4
WDH18150Z	M18×1.5	P4	2.5P	16	125	25	-	14	11	14	Z	4
WDH20250C	M20×2.5	P6	2.5P	16	140	32	-	16	12	15	C	4
WDH20250Z	M20×2.5	P6	2.5P	16	140	32	-	16	12	15	Z	4
WDH20200C	M20×2	P5	2.5P	16	140	27	-	16	12	15	C	4
WDH20200Z	M20×2	P5	2.5P	16	140	27	-	16	12	15	Z	4
WDH20150C	M20×1.5	P4	2.5P	16	140	25	-	16	12	15	C	4
WDH20150Z	M20×1.5	P4	2.5P	16	140	25	-	16	12	15	Z	4
WDH22250C	M22×2.5	P6	2.5P	16	140	32	-	18	14.5	17	C	4
WDH22250Z	M22×2.5	P6	2.5P	16	140	32	-	18	14.5	17	Z	4
WDH22200C	M22×2	P5	2.5P	16	140	27	-	18	14.5	17	C	4
WDH22200Z	M22×2	P5	2.5P	16	140	27	-	18	14.5	17	Z	4
WDH22150C	M22×1.5	P4	2.5P	16	140	25	-	18	14.5	17	C	4
WDH22150Z	M22×1.5	P4	2.5P	16	140	25	-	18	14.5	17	Z	4
WDH24300C	M24×3	P6	2.5P	16	140	34	-	18	14.5	17	C	4
WDH24300Z	M24×3	P6	2.5P	16	140	34	-	18	14.5	17	Z	4
WDH24200C	M24×2	P5	2.5P	16	140	27	-	18	14.5	17	C	4
WDH24200Z	M24×2	P5	2.5P	16	140	27	-	18	14.5	17	Z	4
WDH24150C	M24×1.5	P4	2.5P	16	140	27	-	18	14.5	17	C	4
WDH24150Z	M24×1.5	P4	2.5P	16	140	27	-	18	14.5	17	Z	4
WDH27300C	M27×3	P6	2.5P	16	160	36	-	20	16	19	C	4
WDH27300Z	M27×3	P6	2.5P	16	160	36	-	20	16	19	Z	4
WDH30350C	M30×3.5	P7	2.5P	16	180	40	-	22	18	21	C	4
WDH30350Z	M30×3.5	P7	2.5P	16	180	40	-	22	18	21	Z	4

Tolerances under 6HX standard. Other tolerances and Special tap chamfer custom are available.

P	P	P	SCM HRC35 ↓	M(SUS)	K(FC)	K(FCD)	N(AL)	N(Cu)	N(ADC)	S(Ti)	S(Ni)	H HRC35 ↑
-	-	-	-	-	●	●	-	-	-	-	-	-



Metric Screw Threads (NRT)

Thread Size	Or JIS class 1 drill hole dia		For JIS class 2 drill hole dia	
	RH	MIN ~ MAX	RH	MIN ~ MAX
	Precision	Thread Overlap Ratio:%	Precision	Thread Overlap Ratio:%
M1 ×0.25	2	0.87~0.89(100~85)	4	0.90~0.92(100~80)
M1.2×0.25	2	1.07~1.09 (100~85)	4	1.10~1.12 (100~80)
M1.4×0.3	2	1.244~1.263(100~85)	4	1.270~1.294(100~80)
M1.6×0.35	2	1.40~1.44 (100~80)	4	1.44 ~1.48 (100~75)
M1.7 ×0.35	2	1.51~1.54 (100~80)	4	1.54 ~1.58 (100~75)
M2×0.4	2	1.78~1.82(100~80)	4	1.81~1.85(100~75)
M2.3×0.4	2	2.08~2.12 (100~80)	4	2.11~2.15(100~75)
M2.5 ×0.45	2	2.25~2.29 (100~80)	4	2.28~2.33(100~75)
M2.6×0.45	2	2.35~2.39 (100~80)	4	2.38~2.43(100~75)
M3×0.5	3	2.74~2.78 (100~80)	5	2.76~2.81(100~75)
M3.5×0.6	3	3.18 ~3.21 (100~85)	5	3.20~3.26 (100~75)
M4 ×0.7	4	3.63~3.67(100~85)	6	3.65~3.70(100~85)
M5 ×0.8	4	4.57~4.62(100~85)	6	4.59~4.66 (100~80)
M6×1.0	4	5.45~5.51(100~85)	7	5.48~5.57(100~80)
M7 ×1.0	4	6.45~6.51(100~85)	7	6.48~6.57(100~80)
M8 ×1.25	5	7.31~7.38 (100~85)	7	7.34~7.41 (100~85)
M10 ×1.5	5	9.16~9.22 (100~90)	7	9.18~9.28(100~85)
M12 ×1.75	5	11.01~11.08(100~90)	8	11.05~11.15(100~85)
M14×2.0	6	12.83~12.95(100~90)	10	12.92~13.04(100~85)
M16×2.0	6	14.87~14.95(100~90)	10	14.92~15.04(100~85)

NRT hole diameter calculating mode

$1. dN = D - P \times 0.45$
 $2. dN = D - 0.2P - 0.00403 \times P \times f1 + 0.0127 \times n$
 Eg: M3×0.5 RH6 JIS class 2 drill hole
 Thread overlap ratio 90%
 $dN = 3 - 0.2 \times 0.5 - 0.00403 \times 0.5 \times 90 + 0.0127$
 $\times 6 = 2.79$

dN = Hole diameter
 D = Diameter
 P = Pitch
 $f1$ = Thread overlap ratio
 n = RH



RECOMMENDED DRILL HOLE SIZE FOR FORMING TAPS

Metric Screw Threads (NRT)

Thread Size	For class 2B drill hole dia				For class 3B drill hole dia	
	Major Diameter	pitch Thread	RH Precision	MIN ~ MAX Thread Overlap Ratio:%	RH Precision	MIN ~ MAX Thread Overlap Ratio:%
NO.0~80UNF	1.524	0.3175	4	1.38~1.41(100~65)	3	1.36~1.40(100~65)
1~72UNF	1.854	0.3528	4	1.68~1.72(100~65)	3	1.67~1.71(100~65)
1~64UNC	1.854	0.3969	4	1.66~1.70(100~65)	3	1.65~1.69(100~65)
2~56UNC	2.184	0.4536	4	1.96~2.02(100~65)	3	1.95~2.01(100~65)
2~64UNF	2.184	0.3969	4	1.98~2.04(100~65)	3	1.97~2.03(100~65)
3~48UNC	2.514	0.5292	4	2.25~2.32(100~65)	3	2.23~2.31(100~65)
3~56UNF	2.514	0.4536	4	2.29~2.35(100~65)	3	2.28~2.34(100~65)
4~40UNC	2.844	0.635	5	2.52~2.60(100~70)	3	2.50~2.58(100~70)
4~48UNF	2.844	0.5292	4	2.57~2.64(100~70)	3	2.56~2.63(100~70)
6~32UNC	3.504	0.7938	5	3.09~3.17(100~75)	3	3.06~3.14(100~75)
6~40UNF	3.504	0.635	5	3.19~3.26(100~70)	3	3.16~3.22(100~75)
8~32UNC	4.164	0.7938	6	3.75~3.83(100~75)	4	3.74~3.82(100~75)
8~36UNF	4.164	0.7056	5	3.80~3.88(100~75)	4	3.79~3.86(100~75)
10~24UNC	4.824	1.0583	6	4.26~4.35(100~80)	4	4.24~4.32(100~80)
10~32UNF	4.824	0.7938	5	4.41~4.48(100~80)	4	4.40~4.46(100~80)
12~24UNC	5.484	1.0583	6	4.92~5.01(100~80)	4	4.90~4.96(100~85)
12~28UNF	5.484	0.9071	5	5.00~5.08(100~80)	4	4.99~5.06(100~80)
1/4~20UNC	6.35	1.27	6	5.66~5.76(100~80)	4	5.64~5.74(100~80)
1/4~28UNF	6.35	0.9071	5	5.86~5.93(100~80)	4	5.85~5.92(100~80)
5/16~18UNC	7.9375	1.4111	7	7.18~7.29(100~80)	5	7.15~7.24(100~85)
5/16~24UNF	7.9375	1.0583	6	7.38~7.46(100~80)	5	7.36~7.43(100~85)
3/8~16UNC	9.525	1.5875	7	8.66~8.78(100~80)	5	8.63~8.73(100~85)
3/8~24UNF	9.525	1.0583	6	8.96~9.05(100~80)	5	8.95~9.02(100~85)
7/16~14UNC	11.1125	1.814	7	10.11~10.25(100~80)	5	10.08~10.19(100~85)
7/16~20UNF	11.1125	1.27	7	10.44~10.54(100~80)	5	10.41~10.49(100~85)
1/2~13UNC	12.7	1.9538	8	11.62~11.78(100~80)	6	11.60~11.68(100~90)
1/2~20UNF	12.7	1.27	7	12.02~12.12(100~80)	5	12.00~12.05(100~90)
5/8~11UNC	15.875	2.3091	11	14.62~14.76(100~85)	8	14.58~14.67(100~90)
5/8~18UNF	15.875	1.4111	9	15.14~15.25(100~80)	7	15.11~15.17(100~90)

RECOMMENDED DRILL HOLE SIZE FOR CUTTING TAPS



Metric Screw Threads

Specification (M)		Standard Hole Dia	For JIS Class2 Drill Hole Dia	
			Max	Min
M1	0.25	0.75	0.785	0.729
M1.1	0.25	0.85	0.885	0.829
M1.2	0.25	0.95	0.985	0.929
M1.4	0.3	1.1	1.142	1.075
M1.6	0.35	1.25	1.321	1.221
M1.7	0.35	1.35	1.421	1.321
M1.8	0.35	1.45	1.521	1.421
M2	0.4	1.6	1.679	1.567
M2.2	0.45	1.75	1.838	1.713
M2.3	0.4	1.9	1.979	1.867
M2.5	0.45	2.1	2.138	2.013
M2.6	0.45	2.2	2.238	2.113
M3	0.5	2.5	2.599	2.459
M3.5	0.6	2.9	3.01	2.85
M4	0.7	3.3	3.422	3.242
M4.5	0.75	3.8	3.878	3.688
M5	0.8	4.2	4.334	4.134
M6	1	5	5.153	4.917
M7	1	6	6.153	5.917
M8	1.25	6.8	6.912	6.647
M8	1	7	7.153	6.917
M9	1.25	7.8	7.912	7.647
M10	1.5	8.5	8.676	8.376
M10	1.25	8.8	8.912	8.647
M10	1	9	9.153	8.917
M11	1.5	9.5	9.676	9.376
M12	1.75	10.3	10.441	10.106
M12	1.5	10.5	10.676	10.376
M12	1.25	10.8	10.912	10.647
M12	1.0	11	11.153	10.917
M14	2.0	12	12.21	11.835
M14	1.5	12.5	12.676	12.376
M14	1.0	13	13.153	12.917
M16	2.0	14	14.21	13.835
M16	1.5	14.5	14.676	14.376
M16	1.0	15	15.153	14.917



RECOMMENDED DRILL HOLE SIZE FOR CUTTING TAPS

Unified Coarse Screw threads

Specification (UNC)		Standard Hole Dia	For JIS Class2 Drill Hole Dia	
			Max	Min
NO.1	-64	1.55	1.582	1.425
NO.2	-56	1.8	1.871	1.695
NO.3	-48	2.05	2.146	1.941
NO.4	-40	2.3	2.385	2.157
NO.5	-40	2.6	2.697	2.487
NO.6	-32	2.8	2.895	2.642
NO.8	-32	3.4	3.53	3.302
NO.10	-24	3.9	3.962	3.683
NO.12	-24	4.5	4.597	4.344
1/4	-20	5.1	5.257	4.979
5/16	-18	6.6	6.731	6.401
3/8	-16	8	8.153	7.798
7/16	-14	9.4	9.55	9.144
1/2	-13	10.9	11.023	10.592
9/16	-12	12.2	12.466	11.989
5/8	-11	13.6	13.868	13.386

Unified Coarse Screw threads

Specification (UNF)		Standard Hole Dia	For JIS Class2 Drill Hole Dia	
			Max	Min
NO.0	-80	1.25	1.305	1.182
NO.1	-72	1.55	1.612	1.474
NO.2	-64	1.85	1.912	1.756
NO.3	-56	2.1	2.197	2.025
NO.4	-48	2.4	2.458	2.271
NO.5	-44	2.7	2.74	2.551
NO.6	-40	2.9	3.022	2.82
NO.8	-36	3.5	3.606	3.404
NO.10	-32	4.1	4.165	3.963
NO.12	-28	4.6	4.724	4.496
1/4	-28	5.5	5.588	5.36
5/16	-24	6.9	7.035	6.782
3/8	-24	8.5	8.636	8.382
7/16	-20	9.90	10.033	9.729
1/2	-20	11.5	11.607	11.329
9/16	-18	12.9	13.081	12.751
5/8	-18	14.5	14.681	14.351

RECOMMENDED DRILL HOLE SIZE FOR STI CUTTING TAPS



Metric Screw Threads

Specification (M)	Drilling size		Suitable Drill dia.	Specification (M)	Drilling size		Suitable Drill dia.
	Max	Min			Max	Min	
ST2.5×0.45	2.6	2.65	2.6	ST10×1	10.25	10.42	10.3
ST2.6×0.45	2.7	2.75	2.7	ST10×1.25	10.31	10.52	10.4
ST3×0.5	3.12	3.2	3.15	ST 12×1.25	12.31	12.52	12.5
ST4×0.7	4.17	4.3	4.2	ST 12×1.5	12.37	12.62	12.5
ST5×0.8	5.16	5.33	5.2	ST14×1.5	14.37	14.62	14.5
ST6×1	6.25	6.42	6.3	ST16×1.5	16.37	16.62	16.5
ST8×1.25	8.31	8.52	8.4	ST18×1.5	18.37	18.62	18.5
ST10×1.5	10.37	10.62	10.5	ST20×1.5	20.37	20.62	20.4
ST12×1.75	12.43	12.73	12.5	ST20×2	20.47	20.83	20.5
ST14×2	14.49	14.83	14.5	ST22×1.5	22.37	22.62	22.5
ST16×2	16.49	16.83	16.5	ST24×1.5	24.37	24.62	24.5
ST18×2.5	18.58	19.04	19	ST24×2	24.47	24.83	24.5
ST20×2.5	20.58	21.04	21	ST27×1.5	27.33	27.56	27.4
ST22×2.5	22.58	23.04	23	ST30×1.5	30.37	30.62	30.5
ST24×3	24.7	25.25	25				
ST27×3	27.65	28.05	27.8				
ST30×3.5	30.76	31.2	31				

Unified Coarse Screw threads

Specification (U)	Drilling size		Suitable Drill dia.	Specification (U)	Drilling size		Suitable Drill dia.
	Max	Min			Max	Min	
STNO.2-56UNC	2.29	2.39	2.3	STNO.4-48UNF	2.97	3.05	3
STNO.3-48	2.64	2.74	2.7	STNO.6-40	3.66	3.78	3.7
STNO.4-40	2.95	3.07	3	STNO.8-36	4.32	4.44	4.4
STNO.5-40	3.25	3.38	3.3	STNO.10-32	4.98	5.13	5
STNO.6-32	3.66	3.81	3.7	ST1/4-28	6.53	6.71	6.6
STNO.8-32	4.32	4.47	4.4	ST5/16-24	8.2	8.38	8.2
STNO.10-24	5.05	5.21	5.1	ST3/8-24	9.78	9.96	9.8
STNO.12-24	5.61	5.77	5.7	ST7/16-20	11.43	11.63	11.5
ST1/4-20	6.63	6.78	6.7	ST1/2-20	13.03	13.26	13.1
ST5/16-18	8.33	8.48	8.4	ST9/16-18	14.66	14.88	14.7
ST3/8-16	9.91	1.11	10	ST5/8-18	16.26	16.48	16.3
ST7/16-14	11.51	11.75	11.5	ST3/4-19	19.43	19.68	19.5
ST1/2-13	13.08	13.34	13.1	ST7/8-14	22.61	22.86	22.7
ST9/16-12	14.68	14.94	14.7	ST1-12	25.76	26.04	26



PITCH AND MAJOR DIAMETER CONVERSION TABLE

Conversion Table

Threads per inch(25.4mm)	Pitch of Thread(mm)
100	0.254
80	0.3175
72	0.3528
64	0.3969
60	0.4233
56	0.4536
48	0.5292
44	0.5773
40	0.635
36	0.7056
32	0.7938
28	0.9071
24	1.0583
20	1.27
18	1.4111
16	1.5875
14	1.8143
13	1.9538
12	2.1167

Conversion Table

Specification (UNC)	Inch	Metric
NO. 0	0.06	1.524
1	0.073	1.854
2	0.086	2.184
3	0.099	2.515
4	0.112	2.845
5	0.125	3.175
6	0.138	3.505
8	0.164	4.166
10	0.19	4.826
12	0.216	5.486



Tapping Speed

Work Material		Forming Tap(v)	Pointed Tap(V)	Fluted Tap(V)	(Straight Fluted Tap(V))
Low Carbon Stee	C~0.2%	8~13	15~25	8~13	8~13
IMedium Carbon Steel	C0.25%~0.40%	7~10	10~15	7~12	7~12
High Carbon Steel	C0.45%~	5~8	8~13	6~9	6~9
Alloy Steel	SCM	5~8	10~15	7~12	7~12
Stainless Steel	SUS	5~10	8~13	5~8	4~7
Copper	CU	7~12	7~12	6~11	6~9
Brass - Brass Casting	Bs · BsC	7~12	15~25	10~20	10~15
Bronze - Bronze Casting	PB·PBC	7~12	10~15	7~12	7~12
Wrought Aluminum Alloy	AL	10~20	15~25	10~20	10~20
Aluminum Alloy Casting	AC·ADC	10~15	15~20	10~15	10~15
Zinc Casting	ZDC	7~12	10~15	7~12	7~12

Calculation formulafor cutting conditions

Revolution(N)	Feeding Speed	Tapping Speed(V)
$N = \frac{1,000V}{\pi d} \text{ (rpm)}$	$F = \frac{f \cdot Z \cdot N(D \pm d)}{D} \text{ (mm/min)}$	$V = \frac{\pi d N}{1,000} \text{ (M/min)}$
<ol style="list-style-type: none"> 1.Female screw(-) 2.Male screw(+) 3.Tapping speed of TIN coated tap can increase by 30%. 4.Tapping speed should reduce by 20-30% when tapping depth > =2D. 	<p>D:Processing diameter(mm) d:Tap diameter(mm) z:Feed times f:Amount of feed(mm) V:Tapping speed(m/min) N:Revolution(rpm) π:3.1415</p>	



The difference between forming taps and cutting taps

forming taps

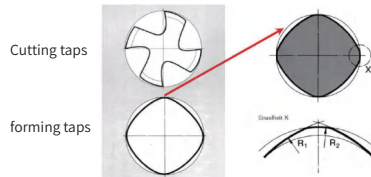
forming taps make threads through cold extrusion

- ★no cutting, no chip removal problem
- ★improved the thread surface quality
- ★increased the cutting speed(2 times)
- ★increased the taps' life

forming tap limited by workpiece material

- ★Brittle materials (i.e. Grey cast iron) are not suitable
- ★Remark: The drill hole for forming taps should be bigger than machine taps

Feature comparison



thread comparison

Extrusion molding



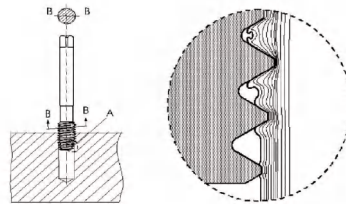
Crystal fiber have not been destroyed

Cutting molding



Crystal fiber have been destroyed


Extrusion forming diagram



extrusion molding example




normal extrusion thread when bottom hole is reasonable



unfinished thread when bottom hole is too big



bad thread when bottom hole is too small





The main problem ,reason and slove way while tapping

NO.	PROBLEM	REASON	SOLUTION
1	Taps broken	1. The bottom hole is too small 2. Taps quality is not good 3. Drilling depth is not enough when tapping in blind hole 4. Tapping speed is too fast 5. The taps and bottom hole's/shaft is different 6. The workpiece material is not stable, some parts have airhole and the hardness is different 7. Excessive tapping torque 8. Chip packing	1. Increase bottom hole diameter 2. Choose better taps 3. Increase drilling depth 4. Reduce tapping speed 5. Calibration fixture, choose float tapping chuck 6. Choose better material 7. Improve sharpness of cutting edges 8. xtra chip room
2	Taps gear damaged	1. Taps quality is not good 2. Cutting speed is not suitable	1. Choose better taps 2. Choose suitable cutting speed
3	Taps' abrasion is fast	1. Tapping speed is too high 2. Taps quality is not good 3. Cutting fluid is not suitable 4. Workpiece'hardness is too high	1. Reduce tapping speed 2. Choose better taps 3. Choose good lubricity cutting fluid 4. Workpiece proper heat treatment or change the tap material.
4	Thread diameter is too big	1. Taps accuracy is not suitable 2. Cutting fluid is not suitable 3. Tapping speed is too high 4. The taps and bottom hole's/shaft is different 5. Taps stick crumbs 6. Burr in tap grinding 7. The machine spindle swinging too big 8. Cutting edges too sharp	1. Choose proper accuracy 2. Choose proper cutting fluid 3. Reduce cutting speed 4. Calibration fixture, choose float tapping chuck 5. Choose suitable taps and coating 6. Reduce number of flutes to provide extra chip room. 7. Select taps with blunt cutting edge.
5	Pitch diameter is too small	1. Taps'accuracy is not suitable 2. Cutting fluid is not suitable 3. Shape of tapping material: Hollow materials and mild sheet steels with punched holes which have "a spring back" action after tapping.	1. Choose proper accuracy 2. Do heat treatment to improve workpiece hardness 3. Select bigger tap limit
6	Thread surface is not smooth , wavy	1. Taps' quality is not good 2. The workpiece is too soft 3. Cutting fluid is not suitable 4. Tapping speed is too high 5. Left-over chips after drilling	1. Choose better taps 2. Do heat treatment to improve workpiece hardness 3. Choose good lubricity' cutting fluid 4. Reduce cutting speed 5. Remove chips before

The main problem ,reason and slove way while tapping

PROBLEMS	REASONS	SOLUTIONS	IF NEED TO VERIFY TAPS OR NOT
The inner thread pitch diameter is too big (gauge no go-end all go through)	Unsuitable taps	1. Choose suitable accuracy taps	1. No need to verify taps, check if taps match with crafts
	Tap and plug do not match	1. Choose suitable taps and plug gauge (eg: taps RH7 should match plug gauge 6H)	1. No need to verify taps, check taps and plug' label
	Cutting jam	1. Choose spiral flute taps , point taps 2. Choose less chip flutes , bigger capacity taps 3. Increase bottom hole diameter 4. Increase bottom hole diameter when tapping blind hole 5. Change cutting fluid types and watering way	1. According to current crafts ,no need to consider verification . Only new crafts happem similar case
	Unsuitable processing condition	1. Motify cutting speed 2. Avoid taps and bottom hole in different shaft 3. Taps or cutting material adopt floating fixed mode 4. Adopt proper cutting speed to avoid excessive cutting 5. Using forced feeding method 6. Choose suitable processing machine 7. To prevent the tap vibration	1. The present condition is suitable and these factors can be verified one by one, no need to verify taps
	bond	1. Choose oxidation treated or other kind of treated taps 2. Choose good anti adhesion's cutting fluid 3. Reduce cutting speed	1. No need to verify taps, require operator to check taps regularly
Other factors are normal but gauge no go-end all go through	The upper, down, on both sides of the tap thread side together removal of excess material	1. The match gap between non screw feeding machine's and the splined shaft need to be checked regularly, to reduce the resistance or spindle feed rate 2. Screw feeding machine need to be motified periodically and check the gap between screw and screw nut	1. Through hand tapping to check if taps can process qualified thread 2. Change processing station and part to check if taps can process qualified thread
The inner thread is too small (gauge go-end can't go through)	Unsuitable taps	1. Choose bigger size taps 2. Choose suitable taps structure	
	Internal thread scratch	1. Choose suitable reversal recede speed	
	Remain chips in internal thread	1. Improve taps sharpness ,avoid appearing whisker chips 2. After remove all chips out, then check by plug gauge	
Other factors are normal but gauge go-end can't go through	Because the taps chuck total weight and machine shaft have a force effect on taps, lead tap teeth type extrusion deformation or mash, so gauge go-end can't go through	Tapping the thread hole again by hand	



LUBRICANTS



Tapping Paste

VS



Tapping Oil

Features

Containing efficient additives, good wear resistance and extreme pressure, extend cutting tools' life, excellent cooling performance.

Instruction

1. For normally machining, using 5-10 times tapping oil to dilute spindle oil, for heavy duty machining, using 2-5 times tapping oil to dilute spindle oil.
2. Oiler way: dripping, circulating or brushing.

Function

1. For metal cutting (oily).
2. Suitable for stainless steel, steel, copper drilling reaming tapping and milling especially suitable for thread processing.
3. Tapping grease is yellow in normal temperature, flash point above 190° C.
4. Tapping oil is brown liquid in normal temperature flash point above 200° C.
5. Water insolubility.

Precautions

1. Use brush to brush grease on taps, when the viscosity is high, please use a little of engine oil or insolubility cutting oil and fully mixing, dilution, using in suitable concentration.
2. When clean it, please use lye or kerosene (do not use acid).



MEMO

A large rectangular area filled with a grid of small, evenly spaced dotted lines, intended for writing notes or memos.



ADDRESS

ROOM 1601, NO. 399 MINHE ROAD, ZHENHAI,
NINGBO CHINA, 315202

GET IN TOUCH

PHONE: **+86 574 8659 2189**

FAX: **+86 574 8659 3892**

NTTOOLS2017@GMAIL.COM

WWW.NICHE-TOOL.COM